

STUNNINGLY
BEAUTIFUL

HAVELLS DESIGNER FANS.



buy online* at shop.havells.com

*Online shopping is applicable on select products.



HAVELLS

PRESENTING
STUNNINGLY
BEAUTIFUL
HAVELLS DESIGNER FANS.



Havells India Limited, a leading Fast Moving Electrical Goods (FMEG) company is known for launching top quality and innovative products in India, which are in sync with customer's changing preferences and requirements. Havells has been extremely responsive to the dynamics of the economy and has always broken fresh ground backed by its strong research and development team, raised the bar with contemporary designs, value for money and high quality models.

Over the years, Havells have been a pioneer in the fan category with many "firsts" to its credit. Havells was the first in launching Electroplated Fans, first to introduce Decorative Fans with Metallic Colours (akin to the auto industry) and revolutionized the industry with India's Most Energy Efficient 40 W Ceiling Fan in Induction Motor category and the most 'Silent Ceiling Fan'

Continuing this legacy, Havells is now introducing a new range of Intelligent and Decorative Ceiling Fans with Smart IoT Functionality, energy saving environment friendly fans with Eco-BLDC technology, best-in-class personal & pedestal fan range with world class finish & features.

The new range offers premium designs with sleek style and intelligence to cater to the needs of a modern consumer who is discerning and demands the best.

C O N T E N T S



CEILING FANS

IoT	06
Premium underlight	10
Special finish	20
Decorative	28
Kids	58
Energy saving	62
Regular	72
Hi-Speed	82



PORTABLE FANS

Table	86
Wall	92
Pedestal	102
Personal	120
Cabin	126




VENTILAIR FANS


Plastic	136
Metal	139



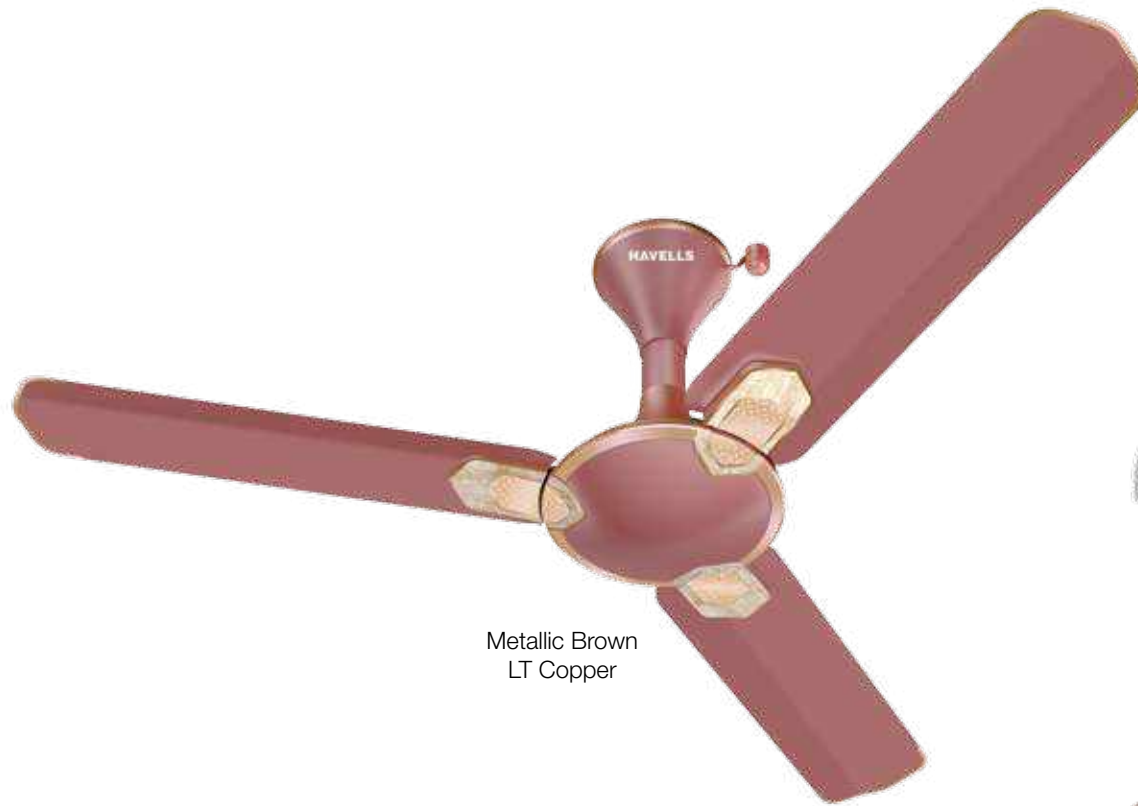
INDUSTRIAL FANS

Heavy duty exhaust	140
Wall, Pedestal air circulator	





IOT
FAN



Metallic Brown
LT Copper



New
Arrival



CARNESIA i

- Compatible with Alexa and Google home - can be operated by Voice command
- Can be operated with a user friendly Mobile App and remote which allows multiple users / devices to use it
- Smart Mode for temperature and humidity sensing
- Timer setting for (2, 4, 6, 8) hours through App
- Different modes: Smart Mode, Sleep mode, Breeze mode for better user experience
- Automatic ON/OFF through Scheduler setting available in the App
- Memory back up to restore the last operating state of the fan in case of power failure
- Premium IMD (in mold design) designs on Body ring and Trims for better aesthetics



Pearl White LT
Copper



Pearl White Gold





Pinewood-Cola



Walnut-Cola



STEALTH WOOD i

- A stylish, silent and powerful Smart IoT enabled fan.
- Compatible with Alexa and Google home - can be operated by Voice command
- Can be operated with a user friendly Mobile App which allows multiple users / devices to use it
- The fan comes with a remote control as well
- Timer setting for (2, 4, 6, 8) hours through App
- Different modes: Smart Mode, Sleep mode, Breeze mode for better user experience
- Non IOT option is also available.
- Smart Mode for temperature and humidity sensing







PREMIUM
UNDERLIGHT
FANS



Pearl White Lt Copper

New Arrival

TRINITY UNDERLIGHT

- Sweep 1200 mm
- Superior metallic paint finish
- Invisible shank to gel with modern interiors
- Remote control for controlling the Fan & Light function
- Breeze and Sleep Mode function in remote control along with light intensity control.
- Dimmable & Tuneable Edge LED light technology with options of Cool Light, Neutral Light & Warm Light



Dusk Lt copper



Metallic Black Lt Copper





New Arrival

LUMENO

- Sweep 1320 mm
- LED lights for home decor
- Adjustable light intensity for comfort
- Remote controlled operation
- 5 step speed control



Indigo Blue



WITH REMOTE



Rainbow Pearl Ivory

New Arrival

OLIVIA

- Sweep 1200 mm
- LED lights for home decor
- Adjustable light intensity for comfort
- Remote controlled operation
- 5 step speed control



Pearl Copper



WITH REMOTE



Slate



WITH REMOTE

MOMENTA

- Sweep 1320 mm
- Architectural bronze finish
- Remote controlled operations
- Contemporary LED underlight
- Great aesthetics & styling
- Unique designer blades for superior "corner to corner" air flow

Architectural Bronze



WITH REMOTE



With Reversible Blade

FLORINA

- Sweep 1320 mm
- Classic looks to match premium decor
- Stylish assembly with diffused light
- Unique designer wooden blades with heavy duty motor
- Available in Brushed Nickel with reversible blades
- Remote controlled operations





Metallic Black



Indigo Blue



Pearl White

STEALTH UNDERLIGHT

- Sweep 1250 mm
- Dust & Mark resistant coating
- Reinforced ABS Blades
- Strong 18 pole motor
- Metallic paint finish
- Highest air delivery in the class
- Dimmable and tunable light
- Edge LED technology





VENETO

- Sweep 1320 mm
- State-of-the-art aesthetics & styling
- Remote controlled operations
- Integrated canopy
- Contemporary underlight with G9 lamp



Brushed Nickel



WITH REMOTE

AVION

- Sweep 1320 mm
- Electroplated fan with LED underlight
- Powerful motor with silent operation
- Four stylish blades for wider air delivery



Antique Brass



WITH REMOTE





AUREUS

- Sweep 1320 mm
- Remote control for on/off, speed & light
- Five blades made of high quality wood
- Powerful motor with silent operation



WITH REMOTE



Reversible Blades with option of White & Black



Antique Brass

CEDAR

- Sweep 1320 mm
- Five blades made of high quality wood
- Light on/off and speed control by pull chains
- Powerful motor with silent operation
- Electroplated motor cover, blade bracket, downrod & canopies



Brushed Nickel





Antique Copper



WITH REMOTE

URBANE

- Sweep 1320 mm
- Embedded LED underlight in ring shape
- Unique color changing option in LED light
- Electroplated motor with antique look
- Remote control for fan speed, light on/off/ color change.
- Powerful motor for high air delivery and silent operation



Black Nickel



Brushed Nickel



Black Nickel - Walnut

OCTET UNDERLIGHT FAN

- Sweep 1320 mm
- Unique eight blades with robust motor
- Contemporary looks
- Superior air delivery and silent operation
- Great aesthetics & styling



WITH REMOTE



Brushed Nickel -Wenge





Brushed Nickel

OPUS

- Sweep 1100 mm
- Powerful motor with silent operation
- Brushed nickel finish with 8 transparent blades
- Remote control for on/off, speed & light




WITH REMOTE



Closed view

HAVELLS





SPECIAL
FINISH
FANS



Metallic Black



Pearl White



Indigo Blue



New
Arrival

STEALTH AIR

- Sweep 1250 mm
- Aerodynamic profile blades for silent operation
- Wide blades with high twist angles leading to high air delivery
- Strong 18 pole high torque motor
- 100% rust free reinforced ABS blades
- Dust and Mark resistant coating

Note:- Dust and Mark resistant is not applicable for elegant white shade





Dusk



Pearl White

New Arrival



STEALTH CRUISE

- Sweep 1320 mm
- Aerofoil profile blades
- Reinforced ABS blades
- Strong 18 pole motor
- Metallic paint finish
- Highest air delivery in the class



Indigo Blue



Metallic Black





Pinewood-Cola



STEALTH WOOD

- Sweep 1250 mm
- Most Silent Fan
- Strong 18 Pole Motor
- 100% Rust free reinforced ABS Blades
- Aerodynamic profile blades for silent operations
- Wooden Texture to match with your home decor
- Wide Blades with High twist angles leading to High Air Delivery



Walnut-Cola





Brushed Nickel

YORKER

- Sweep 1320 mm
- Electro phoretic lacquered surface for anti rusting
- Special wood finish using water film transfer technology
- Four blades for wider air delivery
- Perfectly streamlined body



Antique Copper



Antique Brass



Walnut-Black Nickel

OCTET

- Sweep 1320 mm
- Unique eight blades with robust motor
- Contemporary looks
- Superior air delivery and silent operation
- State-of-the-art aesthetics & styling



WITH REMOTE



Wenge Brushed Nickel



Black Antique Brass



Black Antique Nickel

FLORENCE

- Sweep 1200 mm
- Finish suiting modern interiors
- 4 blades with special finish
- Decorative die cast shank
- Motor body, downrod, canopy & shank in plated finish



Black Antique Copper



Two Tone Nickel Gold





Brushed Nickel

ORION

- Sweep 900 mm & 1200 mm
- High speed fan
- Electro-phoretic lacquered surface for anti-rusting
- Wider tip blades for effective air circulation



Antique Copper



Antique Brass



Antique Brass



EP TRENDY

- Sweep 1200 mm
- Finish suiting modern interiors
- Electro-phoretic lacquered surface for anti-rusting
- Wider tip blades for effective air circulation




Antique Cooper



Brushed Nickel



HAVELLS



DECORATIVE FANS



Beige Gold

New Arrival



ENTICER ART

Nature Series

FLORA

- Sweep 1200 mm
- Wider tip blade for more air spread
- Unique in mould design floral pattern
- Designed to gel with modern interiors
- Fresh and novel graphics
- Superior metallic paint finish



Sapphire Gold



Espresso Brown Gold





Champagne Cola



ENTICER ART



FAUNA

- Sweep 1200 mm
- Wider tip blade for more air spread
- Unique inmould design fauna pattern
- Designed to gel with modern interiors
- Fresh and novel graphics
- Superior metallic paint finish





Pearl white

New Arrival



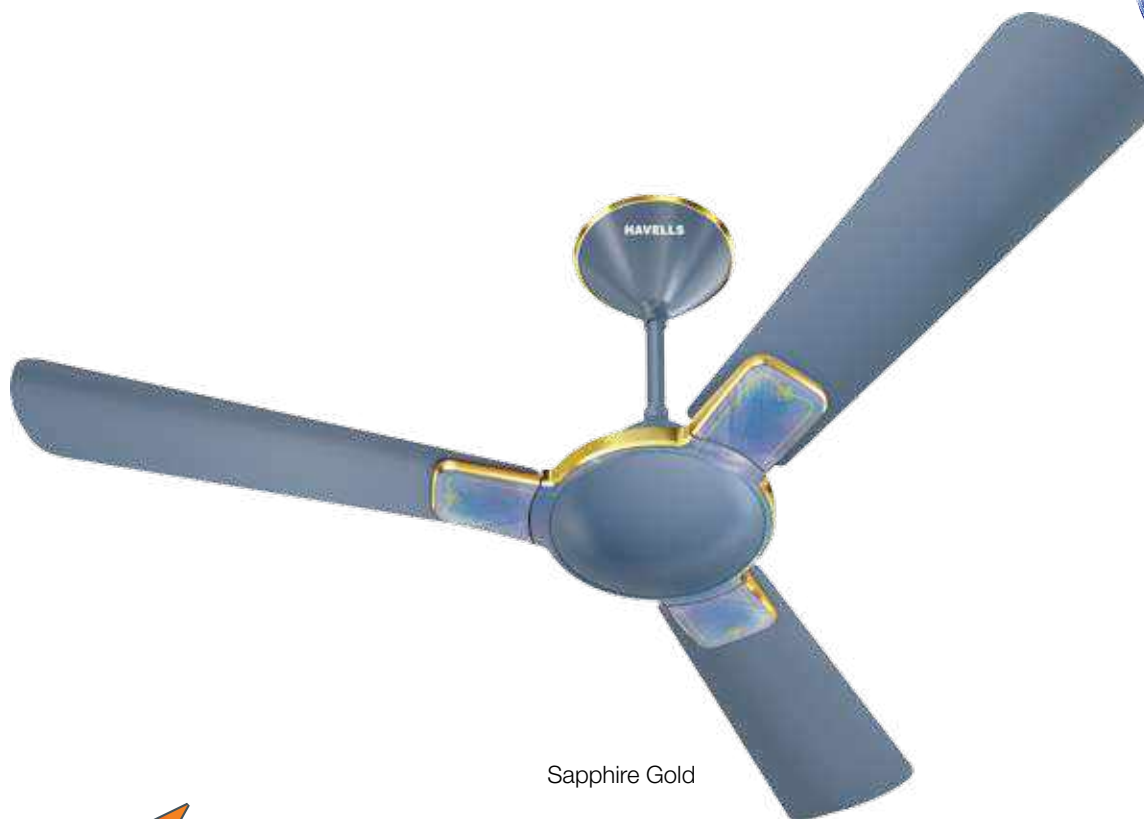
ENTICER ART

Nature Series

STONE

- Sweep 1200 mm
- Wider tip blade for more air spread
- Unique in mould design stone pattern
- Designed to gel with modern interiors
- Fresh and novel graphics
- Superior metallic paint finish





Sapphire Gold

New Arrival



ENTICER ART

Nature Series

AQUA PEARL

- Sweep 1200 mm
- Wider tip blade for more air spread
- Unique inmould design aqua pattern
- Designed to gel with modern interiors
- Fresh and novel graphics
- Superior metallic paint finish



Pearl White Gold



Sapphire Gold

New Arrival



ENTICER ART

Nature Series

WAVE

- Sweep 1200 mm
- Wider tip blade for more air spread
- Unique inmould design wave pattern
- Designed to gel with modern interiors
- Fresh and novel graphics
- Superior metallic paint finish



Pearl Brown Gold





Rose Gold



ENTICER ART

Collector's Edition

- Sweep 1200 mm
- Unique in mould design pattern
- Designed to gel with modern interiors
- Fresh and novel graphic
- Superior metallic paint finish



White Blue




Espresso Brown



ENTICER ART

Heritage Edition



- Sweep 1200 mm
- Unique in-mould design pattern
- Designed to gel with modern interiors
- Fresh and novel graphic
- Superior metallic paint finish





Metallic Black



ENTICER ART

Limited Edition

- Sweep 1200 mm
- High Performance motor
- Exotic rich looks with modern styling
- Optimum air delivery even at low voltage
- Unique insert mould pattern
- Special dust resistant paint finish



Pearl White



Rosewood



ENTICER WOOD

- Sweep 1200 mm
- Dust Resistant
- In mould design
- Wider Tip Blade for more air spread
- Metallic Paint finish



Oakwood

Note: Dust resistant will not be applicable for matt finish.



Walnut

New
Arrival



ENTICER VINEER

- Sweep 1200 mm
- Contemporary Aesthetics and Styling
- Wooden Texture to match with your home decor
- Wider Tip Blade for more air spread



Silver



New
Arrival




ENTIGER HUES

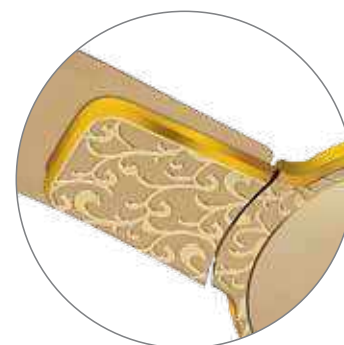
SILVER

- Sweep 1200 mm
- Unique inmould design pattern
- Designed to gel with modern interiors
- Fresh and novel graphics
- Superior metallic paint finish





Gold



New Arrival



ENTICER HUES

GOLD

- Sweep 1200 mm
- Unique in-mould design pattern
- Designed to gel with modern interiors
- Fresh and novel graphics
- Superior metallic paint finish



Pearl Ivory Beige

ENTICER

- Sweep 600 mm, 900 mm, 1050 mm, 1200 mm & 1400 mm
- High Performance motor
- Dust Resistant*
- Unique inmould design pattern
- Exotic rich looks with modern styling
- Optimum air delivery even at low voltage
- Wider Tip Blade for more air spread

*NOTE : Espresso brown & Indigo blue color are without dust resistant feature.



Maroon Chrome



Beige Copper



Pearl white gold



Rose Gold



Pearl White Chrome



Metallic Black Chrome





Pearl White Rose Gold



Bronze Pearl Brown



Bronze Cola Chrome



Indigo Blue Chrome



Matt White Chrome



Pearl Ivory Cola Chrome




Espresso Brown Copper



Sapphire Silver





Beige Cola Chrome



Gold



Pearl White Lt Copper



Dusk Lt Copper



CARNESIA

- Sweep 1200 mm
- Superior metallic paint finish
- Unique in-mould design pattern
- Foiling on tip end of blade





Dusk Lt Copper

New Arrival

TRINITY

- Sweep 1200 mm
- Invisible shank to gel with modern interiors
- Modular motor with full length foiling blade
- Superior metallic paint finish



Pearl White Lt Copper



Black Lt Copper



Bronze Cola Chrome



Pearl White Copper

New Arrival



ANTILIA

- Sweep 1200 mm
- High speed
- Static false bottom cover with IMD pattern
- Defused trims with IMD pattern on the blades



Mist Chrome



Metallic Black Chrome



Matt. Black

New
Arrival

FUSION PRIME

- Sweep 1200 mm
- Rich trendy looks
- Curved blades with elegant trims
- Stylish canopies




Indigo Blue



Pearl White





Espresso Brown



Pearl White Silver



Silver Blue

FUSION

- Sweep 600 mm, 900 mm, 1050 mm, 1200 mm & 1400 mm
- Metallic paint finish
- Decorative trims on motor cover, canopy & blades
- Optimum performance even at low voltage



Beige-Brown



Pearl Ivory Gold



LEGANZA

- Sweep 1200 mm
- Metallic paint finish
- High performance even at low voltage
- Superior air delivery
- Innovative designer fan blade
- Exotic blade trims and body ring



Mist Honey



Pearl White Silver



Bronze Gold



Mist Honey

LEGANZA 4B

- Sweep 1200 mm
- Metallic paint finish
- Superior air delivery
- 4 blade innovative design fan
- Exotic blade trims and body ring



Bronze Gold



Pearl White Silver





Gold Mist Pearl Brown



SPARTZ


- Sweep 1200 mm
- Optimum air delivery even at low voltage
- Available in stunning color combinations



Pearl White Ocean Blue



Pearl White Baby Blue




Brown



SAMRAAT DECO

- Sweep 1200 mm
- Exotic rich looks with modern styling
- Optimum air delivery even at low voltages
- High Performance Motor
- Wider Tip Blade for more air spread



White



Bianco





Quartz

New Arrival



ANDRIA

- High speed
- Dust resistant*
- Sweep 900 mm, 1200 mm & 1400 mm
- Modern design to suit contemporary interiors
- Ribbed blade ensures high air delivery & air thrust
- Long lasting metallic finish



Indigo Blue



Maroon



Pearl White



Espresso Brown

*Note : Espresso brown & Indigo blue color are without dust resistant feature



Blush Copper



Pearl White Chrome

SAGITTAL

- Sweep 1320 mm
- Electroplated blade trims extended till motor
- Unique mounting of blades on bottom side of motor
- Exotic electroplated ring on motor of pearl white chrome colour



Slate

New Arrival



ZESTER

- Sweep 1200 mm
- Optimum air delivery even at low voltage
- Decorative blade trims with 3D design pattern



Dusk



Pearl White





FESTIVA

- Sweep 1200 mm
- Dust Resistant*
- Metallic paint finish
- High performance even at low voltage
- Motor with decorative ring
- Decorative trims on blades & canopy



Gold Mist



Espresso Brown



Mist Mauve



Pearl Copper Gold



Pearl Ivory



Pearl White Silver



Ocean Blue Silver

*Note : Espresso brown color is without dust resistant feature.



White Maroon

New
Arrival

EQUUS

- Sweep 1200 mm
- Innovative trim design
- Exotic rich looks with modern styling
- High quality and Subtle Chrome Highlights
- High Speed Fan with 390 revolutions per minute
- Crisp, Geometric design to suit contemporary Interiors
- Optimized Trim size for better Air delivery and less air turbulence



Ivory Bronze



Smoke Brown



White Pearl Ivory





Pearl White Silver

TROIKA

- Sweep 1200 mm
- Rich trendy looks
- Curved blades with elegant trims
- Stylish canopies



Champagne Honey





Brown



Bianco

ARTEMIS

- Sweep 1200 mm
- High speed
- Powder coated for long lasting finish
- Elegant design
- Ribbed aerodynamic blades for superior air delivery



White





Gold Mist Copper



Pearl Ivory Gold



Bronze Copper


NICOLA

- Sweep 600 mm, 900 mm, 1200 mm & 1400 mm
- Metallic paint finish
- Contemporary elegant design
- Available in stunning color combinations
- Decorative trims on motor cover & blades



Pearl White Silver





KIDS FANS



New
Arrival

UNICORN

- Sweep 1200 mm
- Exclusive design for Kids Room
- Superior air delivery even at low voltages
- Wider Tip Blade for more air spread
- Designer static center even while the blade rotates





New
Arrival

OCEAN QUEST

- Sweep 1200 mm
- Exclusive design for Kids Room
- Superior air delivery even at low voltages
- Wider Tip Blade for more air spread
- Designer static center even while the blade rotates



New
Arrival

SAUROUS WORLD

- Sweep 1200 mm
- Exclusive design for Kids Room
- Superior air delivery even at low voltages
- Wider Tip Blade for more air spread
- Designer static center even while the blade rotates



HAVELLS



ENERGY SAVING FANS



Champagne



Pearl White



ENTICER BLDC

- Inmould Design
- 35 W Power consumption
- ECO BLDC
- NO Humming sound while running on inverter





Beige



With Remote



ECO
BLDC

EFFICIENCIA

- Sweep 1200 mm
- BLDC motor
- 32 W power consumption
- No humming sound while running on inverter



Pearl White




Brown



Bianco



Elegant White



EFFICIENCIA NEO

- Sweep 1200 mm
- Least power consuming fan-26 W
- PCB housing in the bottom canopy
- No humming sound while running on inverter

Also available in 1400 mm sweep





Brown



ES NEO

- Sweep 1200 mm
- 50 W power consumption
- Powerful motor with CRNO Lamination

Also available as ES Plus with ISI Mark for projects and institution.



Bianco



White

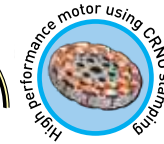




Bianco

ES 40

- Sweep 1200 mm
- 40 W power consumption
- 3 star rate fan with service value >5 in induction motor
- India's most energy efficient induction motor ceiling fan
- Aerodynamic blades for maximum air delivery
- Available in three colors
- Powerful motor with CRNO Lamination



Brown



White





Brown



Bianco

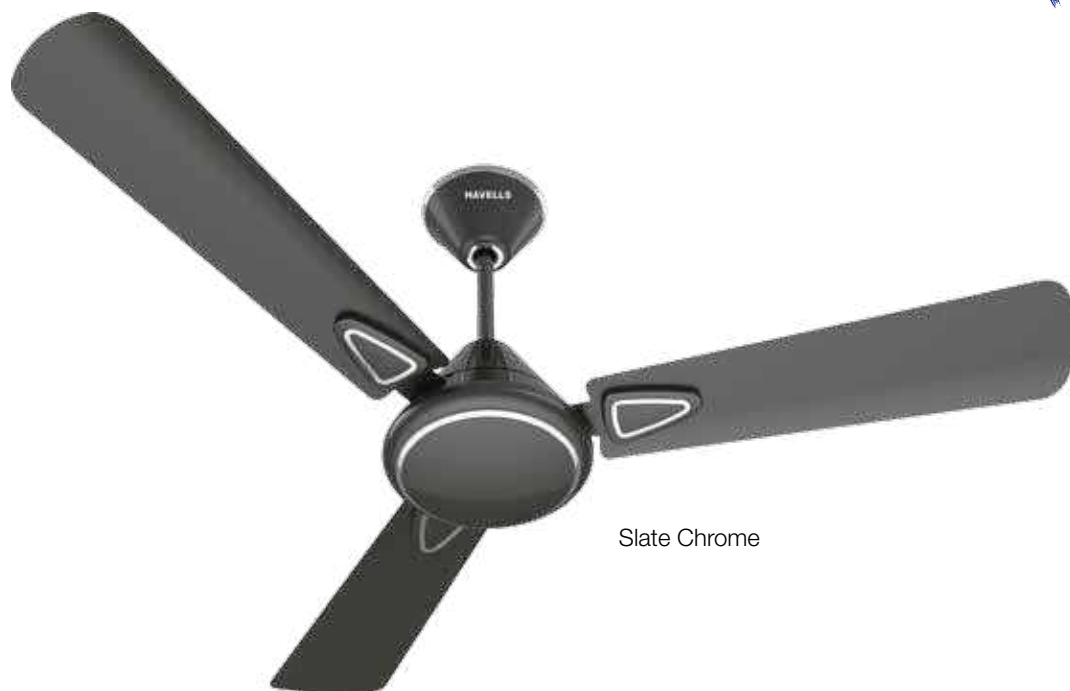


White



ES 50

- Sweep 1200 mm
- 50 W power consumption
- Powerful motor with CRNO Lamination
- Also available in 1400 mm size without 5 star rating



Slate Chrome



FUSION-2 HS

HI-SPEED

- Sweep 1200 mm
- 52 W
- 2 Star rated with 390 revolutions per minute
- High speed decorative model



Pearl Ivory gold





Brown



Bianco



White



SAMRAAT 50

- 1200 mm sweep
- Power Consumption 50 W
- High performance motor using CRNO Lamination
- Powder coated long lasted finish in white/brown/bianco colors



HAVELLS



REGULAR FANS



Brown



White




Bianco

New
Arrival


RETRO CLASSIC

- Sweep 1320 mm
- Available in Powder Coated Finish
- Strong 16 pole motor
- Wider Tip Blade for more air spread





Bianco



White



Brown

AEROKING

- Elegant design
- High Speed with 390 r/min (RPM) for high air delivery
- Unique ribbed aerodynamic aluminium blades for better air spread
- Powder coated long lasted finish in white/brown/bianco colors
- Sweep 600 mm, 900 mm, 1050 mm, 1200 mm & 1400 mm



Pearl White



SS-390 METALLIC

- Sweep 600 mm, 900 mm, 1050 mm, 1200 mm & 1400 mm
- Three coat metallic finish to enrich the gloss
- Wider tip blades for effective air circulation
- High performance even at low voltage



Sparkle Brown



Matt White



Pearl Brown




Pearl Ivory Gold





Bianco



White



Brown




SS - 390

- Sweep 600 mm, 900 mm, 1050 mm, 1200 mm & 1400 mm
- Aerodynamically designed blades
- Wider tip blade for effective air-circulation
- Superior air-delivery even at low-voltage



Brown



Bianco



White

New
Arrival

SAMRAAT

- Elegant design
- High Speed with 390 r/min (RPM) for high air delivery
- Aerodynamically designed aluminium blades for better air spread
- Powder coated long lasted finish in white/brown/bianco colors
- Sweep 600 mm, 900 mm, 1050 mm, 1200 mm & 1400 mm





Brown



White



Bianco

PACER

- Sweep 1200 mm
- High speed fan
- Excellent & long lasting paint finish



Bianco



Brown



White

VELOCITY

- Sweep 1200 mm
- Optimum performance even at low voltage
- Excellent & long lasting paint finish
- Available in high speed also as Velocity HS





Mauve



Rose Gold



Maroon



Pearl White



SAM MET

- Sweep 900 mm, 1200 mm & 1400 mm
- Attractive metallic colors
- Royal look





HI-SPEED FANS



Brown



White



SPEEDSTER

- Sweep 750 mm
- High speed fan





ENTICER

- High Performance even at low voltage
- Superior metallic paint finish
- Sweep 600 mm with 850 r/min (revolutions per minute)



FUSION

- Sweep 600 mm with 850 r/min (RPM)
- Available in Silver Blue, Pearl Ivory Gold, Beige Brown & Pearl White Silver



NICOLA

- Sweep 600 mm with 850 r/min (RPM)
- High speed fan
- Excellent & long lasting paint finish
- Also available in Gold Mist-Copper & Pearl Ivory-Gold



SAMRAAT


- Sweep 600 mm
- High speed fan

Most of Fans available in 600 mm also.





TABLE FANS



ACCELERO

- Sweep 400 mm
- Smooth oscillation
- Hi-speed motor for better air delivery
- Superior low voltage performance





SAMEERA

- Sweep 400 mm
- Jerk free oscillation
- 120 ribs guard
- Pivot arrangement for tilting & oscillation
- Aerodynamically designed & balanced PP blades



VELOCITY NEO-HS

- Sweep 400 mm
- High speed motor for better air delivery
- Smooth oscillation & running
- Superior low voltage performance





SWING LX HS

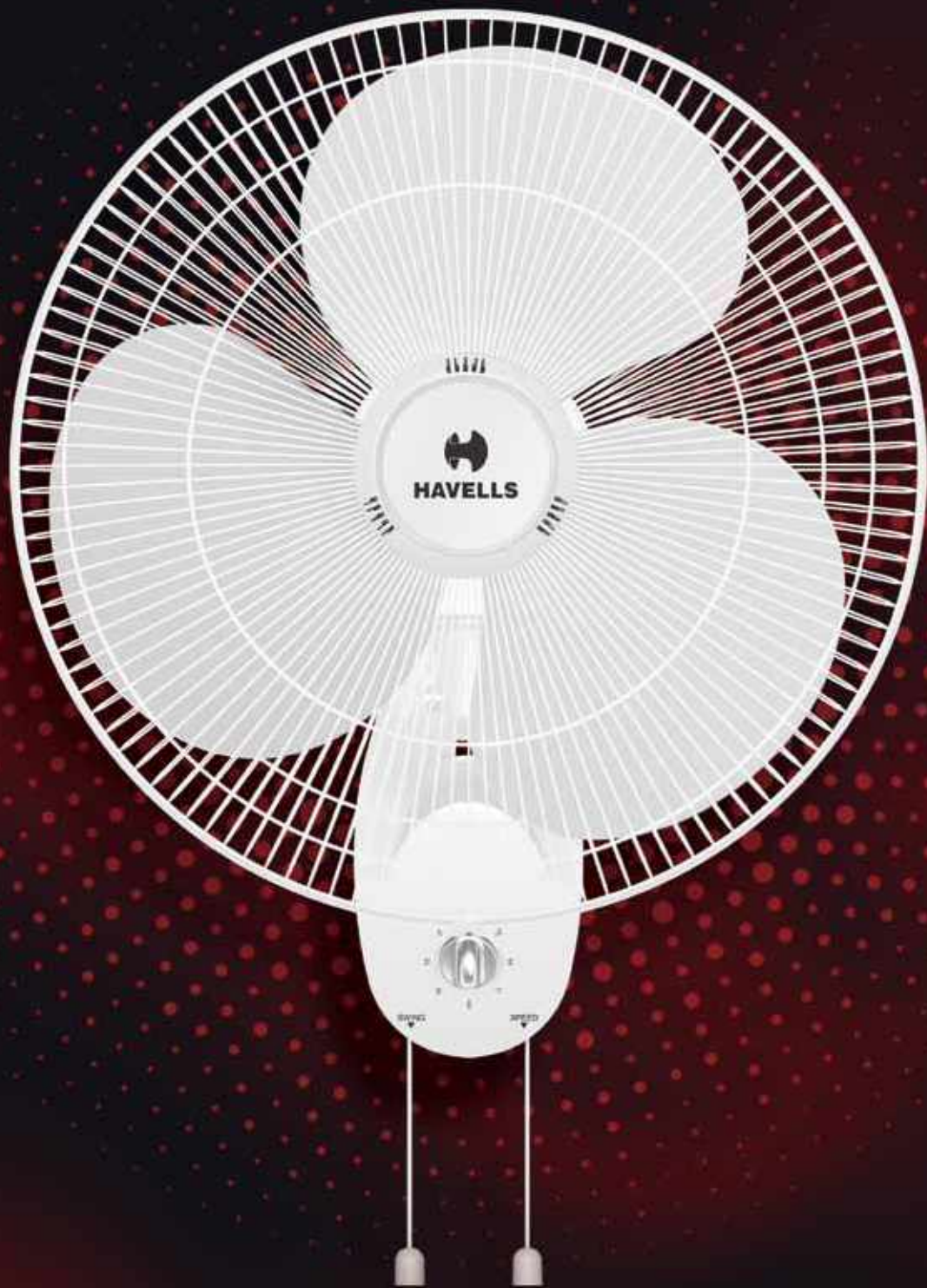
- Sweep 400 mm
- High speed motor for better air delivery
- Smooth oscillation & running
- Superior low voltage performance
- Available in 2 colours



SWING LX

- Sweep 400 mm
- Smooth oscillation
- 120 ribs guard
- Pivot arrangement for tilting & oscillation
- Aerodynamically designed & balanced PP blades
- Available in cherry & white







WALL FANS



SWING

- Sweep 300 mm
- Elegantly designed fan base
- 120 ribs guard
- Pull cord control for speed & oscillation On-Off
- Aerodynamically designed & balanced blades



D'ZIRE

- Sweep 300 mm
- Elegantly designed fan base in round shape
- 5 Leaves transparent AS blade
- Stylish contemporary look
- Pull cord control for speed & oscillation





SWING HI-SPEED

- Sweep 300 mm
- Elegantly designed fan base
- High speed motor for higher air delivery
- Pull cord control for speed & oscillation On-Off
- Aerodynamically designed & balanced blades



D'ZIRE HS


- Sweep 300 mm
- Elegantly designed fan base in round shape
- Stylish contemporary look
- Pull cord control for speed & oscillation





ACCELERO


- Sweep 300 mm & 400 mm available
- Hi-speed motor for better air delivery
- Smooth oscillation
- Superior low voltage performance
- Pull cord for 3-speed control



PLATINA HI-SPEED

- Sweep 400 mm
- Smooth oscillation & running
- High speed motor for higher air delivery
- Superior low voltage performance
- Aerodynamically designed balanced heavy duty PP blade






New
Arrival



AINDRILA


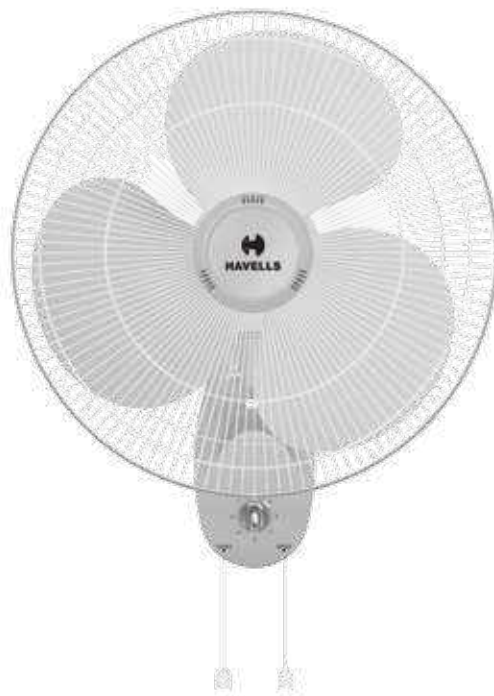
- Sweep 400 mm
- Upto 8 hours timer
- Remote control operation
- Soft touch panel for fan operation
- ABS body for high strength and gloss
- Standard, Natural, Breeze & Sleep Mode
- Additional fuse for protection against high voltage & spikes





SAMEERA

- Sweep 400 mm
- Elegant looks
- High Air Delivery
- Attractive colour combinations



SWING

- Sweep 400 mm
- Elegantly designed fan base
- Pull cord control for speed & oscillation On-Off
- Aerodynamically designed & balanced blades





D'ZIRE

- Sweep 400 mm
- Elegantly designed fan base in round shape
- Stylish contemporary look
- Pull cord control for speed & oscillation



PLATINA

- Sweep 400 mm
- High performance motor for better air delivery
- Smooth oscillation & smooth running
- Aerodynamically designed & balanced heavy duty PP blades
- Superior low voltage performance






GIRIK

- Sweep 400 mm
- Sturdy & heavy duty aluminium blades for higher air delivery
- Sleek & stylish design
- Pull card switch for speed & oscillation



PLATINA REMOTE


- Sweep 400 mm
- Smooth oscillation fitted with synchronous motor
- Fan with built-in I.R. remote control
- High performance motor with over-heat protection
- World class styling & finish
- Facility to control wind & nature mode
- Aerodynamically designed & balanced AS blades





AIRBALL HI-SPEED

- Sweep 450 mm
- High speed motor for better air delivery
- Smooth oscillation
- Aerodynamically designed & balanced propeller type blades
- Superior low voltage performance




V3

- Sweep 450 mm
- Sturdy & heavy duty aluminium blades for higher air delivery
- Sleek & stylish design
- 120 spokes nickel chrome plated guard
- Smooth oscillation







PEDESTAL
FANS



MINI PEDESTAL

- Sweep 250 mm
- Three step speed control
- Aluminium blades for high air flow
- Smooth oscillation & wider area coverage
- Self-protected motor in case of over-heating





AINDRILA PREMIUM

- Sweep 400 mm
- Square Guard Design for premium Looks
- Timers Upto 8 hours
- LED Light at the Bottom
- Sleep Mode and Breeze Mode
- Soft touch option along with remote control



PENTAFORCE

- Sweep 400 mm
- Elegant Looks
- Sturdy Square Base for more stability
- 4 Speed Control
- 5 Leaf Blade design for High Air delivery
- Upto 2 hours Timer for Automatic on-off





TRENDY HS

- Sweep 400 mm
- Powerful motor for high air delivery
- Motorized smooth oscillation
- 3 Speed control
- ABS blades for better air thrust
- Upto 2 hours timer for automatic on -off



ACCELERO HS

- Sweep 400 mm
- Hi-speed motor for better air delivery
- Smooth oscillation
- Superior low voltage performance





New
Arrival



ACCELERO NS

- Sweep 400 mm
- Smooth oscillation
- Superior low voltage performance



TRENDY

- Sweep 400 mm
- Elegantly designed switch box
- Higher air delivery
- Also available with timer
- Available in attractive colour combinations





SPRINT LED

- Sweep 400 mm
- Strong motor for better air delivery
- Superior low voltage performance
- Heavy base for stability
- LED indicator lights
- Available in two attractive color combinations

Model also available without remote.



GIRIK

- Sweep 400 mm
- Elegant look
- Aluminium blade for high air thrust
- Powerful motor for high air delivery
- Up to 2 hours timer with automatic switch OFF





SPRINT-16 HS


- Sweep 400 mm
- Strong motor for better air delivery
- Smooth oscillation
- Superior low voltage performance
- Heavy base for stability



WINDSTORM

- Sweep 400 mm
- High performance motor
- Aerodynamically designed blades
- World class styling & finish





SWING

- Sweep 400 mm
- Smooth oscillation
- Elegantly designed switch box
- Superior low voltage performance



SPRINT-18 HS

- Sweep 450 mm
- Strong motor for better air delivery
- Smooth oscillation
- Superior low voltage performance
- Heavy base for stability





V3

- Sweep 450 mm
- Strong motor for better air delivery
- Smooth oscillation
- Aerodynamically designed rust proof aluminium blades
- Superior low voltage performance
- Heavy base for stability



WINDSTORM NEO

- Sweep 450 mm
- Three speed control
- Attractive bi-colour metallic finish
- Telescopic height adjustment from 1040 mm to 1240 mm
- Unique aerodynamically designed 4 leaf metal blade for excellent air thrust





WINDSTORM OXY

- Sweep 500 mm
- Three speed control
- Attractive bi-colour metallic finish
- Powerful energy efficient heavy duty motor
- Telescopic height adjustment
- Unique aerodynamically designed 3 leaves metal blade for excellent air thrust



HAVELLS



PERSONAL FANS



COOLBUDDY

- Sweep 144 mm
- 90° vertical tilting
- Rechargeable design with USB connection
- Digital button to control wind speed Upto 4-Levels
- Less noise



MINI KOOL-MATE

- Sweep 200 mm
- 90° vertical tilting
- 30° - 90° - 180° - 360° automatic horizontal oscillation
- Aerodynamic turbo design for maximum air
- 1 hour - 2 hours - 4 hours - 8 hours auto-timer
- 3 speed modes normal, nature & sleep
- Remote control
- LED display
- Low noise level





White Maroon



Black Grey



- Sweep 175 mm
- Unique multi-directional adjustment for desired air flow
- Unique propeller, deep pitched blades for powerful air flow
- Multi purpose fan can be mounted on table, wall & ceiling



On wall



On Table



On Ceiling



Yellow Maroon



BIRDIE

- Sweep 230 mm
- Aerodynamically designed blades with aerofoil section for maximum air efficiency
- Unique rocker design for rotation of fan head both in horizontal and vertical plane
- Multi use fan can be mounted on desk and wall
- Powerful energy efficient motor to deliver strong air flow



Black Grey





CRESCENT

- Sweep 250 mm
- Revolving grill for wide spread of air
- Table and wall mounting - dual purpose
- 3 speed operation and 2 hour timer
- 180° fan head movement
- Super silent operation

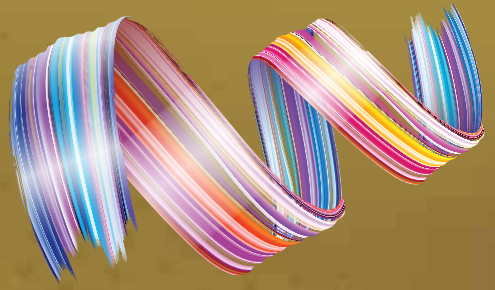


BREEZO

- Sweep 300 mm
- High Speed & High air thrust
- Multipurpose - Can be used as Desk fan or Wall fan
- Three speed control







CABIN FANS



CIERA

- Sweep 300 mm
- Grill for protection
- High speed motor for higher air delivery
- Ideal for mounting on low height ceiling and in cabin






SWING GYRO

- Sweep 400 mm
- 360° gyrosopic movement / adjustable wind direction
- Grill for protection
- Ideal for mounting on low height ceiling
- Aerodynamically designed balanced ABS blades





VENTILATION FANS
(PREMIUM)



Inox



VENTO JET - AUTO

- Sweep 100 mm, 150 mm
- Brushed steel finish/Off White
- Automatic front shutter
- High suction capacity
- Silent operation
- Wall, ceiling and glass mounting
- Removable & Screw less front for easy cleaning



Off White





Inox

VENTO JET

- Sweep 100 mm, 150 mm
- Brushed steel finish / Off-white
- Modular concept
- High suction capacity
- Silent operation
- Wall, ceiling and glass mounting
- Removable & Screw less front for easy cleaning



Off White





VENTILATION FANS

(PLASTIC & METAL)



New Arrival

VENTILAIR HUSH

- Sweep 100 mm & 150 mm
- Modular concept
- High suction capacity
- Silent operation
- Removable Screw less front for easy cleaning



New Arrival

DXW CELSO

- Sweep 150 mm & 200 mm
- Modern looks and sleek design for easy fitting
- Ideal for mounting on glass
- Pull cord for fan switch on-off and shutter open-close
- Shutter to prevent entry of insects, pest and rodents

VENTILAIR DXZ

- Sweep 100 mm & 150 mm
- Easy Installation on Glass/window panels
- High Quality Plastic, resistant to colour change
- Elegant front grill





VENTILAIR DXW NEO

- Sweep 150 mm
- Easy installation on glass window & wood panels



VENTILAIR DXW

- Sweep 100 mm & 150 mm
- Ideal for mounting on glass window & wood panels

VENTILAIR DXR

- Sweep 150 mm
- Back shutter & fan ON-Off operations are inter-locked through pull cord



VENTILAIR DX

- Sweep 150 mm, 200 mm & 250 mm
- Ideal for mounting on wood & glass
- High quality engineering plastic, resistant to colour change with anti-static properties



VENTILAIR DX-WE

- Sweep 150 mm
- Suitable for window & wall mounted indoor installation
- Electrically operated automated front shutter
- Modern design, fashionable & elegant look

*DX-WT also available with silent operation of shutter.
Also available with thermal operated automatic shutter*



VENTILAIR DX-C

- Sweep 130 mm
- Modern design & elegant look
- Ideal for centrally air conditioned bathrooms and mounting on ceiling





VENTILAIR DB

- Sweep 230 mm & 300 mm
- Double ball bearings, heavy duty motor with protective steel bird guard
- Robust construction



VENTILAIR DS

- Sweep 150 mm, 230 mm & 300 mm
- Specially designed metal blade
- Powder coated long lasting finish
- Sturdy steel bird guard




VENTILAIR DSP

- Specially designed metal blade
- Powder coated metallic finish
- Rust free bird guard
- Speed 1350 revolutions per minute







INDUSTRIAL FANS

HEAVY DUTY EXHAUST,
WALL & AIR CIRCULATORS



TURBOFORCE

PEDESTAL AIR CIRCULATOR FAN

- Aerodynamically designed blades for higher air delivery and minimal noise levels
- Double 'z' shielded ball bearings for longer life
- Oscillation up to 90° for total flexibility
- Sturdy brazed wire guards with powder coating ensures corrosion resistance
- Minimal power consumption
- Generally conforming to IS: 2997-1964 standards
- Available in 450 mm, 600 mm and 750 mm sizes





TURBOFORCE WALL AIR CIRCULATOR FAN

- Aerodynamically designed blades for higher air delivery and minimal noise levels
- Double 'z' shielded ball bearings for longer life
- Indexable to different positions up to 15°
- Oscillation up to 90° for total flexibility
- Sturdy brazed wire guards with powder coating ensures corrosion resistance
- Minimal power consumption
- Generally conforming to IS: 2997-1964 standards
- Available in 450 mm, 600 mm and 750 mm sizes



TURBOFORCE HEAVY DUTY EXHAUST FAN

- Corrosion resistant body, minimal noise operation & maintenance free design
- Totally enclosed, highly efficient heavy duty motor with pressure die cast aluminium rotor mounted on two ball bearings
- Aerodynamically contoured blades handle maximum air with minimum power consumption.
- Rigid frame with rubber mountings for silent operation
- For more corrosive environment, exhaust fans with chlorinated rubber paints are also available
- Conforming to IS: 2312 -1967
- Available in various sizes with I & III phase
- An IP55 rated product (protected from limited dust ingress and from low pressure water jets from any direction)





Technical Specification - Ceiling Fans					
Performance Details on 220 V - 240 V, 50 Hz AC					
SI No.	Model	Sweep (mm)	Watt (W)	Speed r/min (rev/min)	Air Delivery (m ³ /min)
A	Ceiling Fans				
1	Fusion, SS-390 Metallic, Velocity, SS-390, Nicola, Speedster 4 blade, XP 390, Pacer, Aeroking, Samraat, Enticer	600	65	850	110
2	Nicola, Fusion, SS-30, SS-390 Metallic, Velocity	900	62	420	140
3	Spartz, Enticer, Pacer, Fusion -2, Orion, Samraat, Aeroking, Andria, Festiva	900	70	420	150
4	SS-390, Fusion, SS-390 Metallic, Velocity, Spartz, Enticer, Pacer, Samraat , Nicola	1050	65	400	170
5	Orion, Enticer, Enticer Art Limited Edition, Collector's Edition, Heritage Edition, Nature Series, Ambrose, Spartz, Leganza (3B), Areole, Ss-390 Metallic, Festiva, Ss-390 Splash, Glaze, Zester, Enticer Hues Gold / Silver, Enticer Vineer, Enticer Wood, Leganza Pine, Velocity Hs, Carnesia, Antilia, Pacer, XP 390	1200	74	390	235
6	Samraat, Samraat Deco, Aeroking, Equs	1200	75	390	220
7	Woodster, Safari, Motorace , Ocean Quest , Saurus World, Unicorn	1200	65	350	230
8	Leganza (4B) , Fabio Platinum	1200	70	350	225
9	Spiro Neo	1200	70	300	220
10	Spark HS, Velocity-HS, Vogue Plus, Artemis, Andria	1200	75	390	220
11	Nicola, Fusion, Troika, Spark Deco, Velocity, Fusion Prime	1200	74	350	220
12	Stealth Air, Stealth Wood	1250	80	280	280
13	Stealth Air Underlight	1250	80+10 W	280	280
14	Stealth Cruise	1320	85	300	320
15	Yorker	1320	82	300	260
16	Urbane	1320	80+10 W	300	260
17	Sagittal	1320	75	300	250
18	Octet	1320	84	290	280
19	Dew, Futuro	1320	82	300	260
20	SS-390, SS-390 Metallic	1400	75	320	255
21	Fusion, Velocity, Pacer, XP 390, Nicola, Enticer, Spartz, Samraat, Aeroking, Sam Met, Andria, Zester, Troika	1400	75	290	250
22	Lumeno	1320	80	280	260
23	Olivia	1200	80	280	260
24	Trinity UnderLight	1200	74+10 W	350	225
25	EP Trendy	1200	74	350	220
26	Octet Underlight	1320	80+10 W	270	280
27	Carnesia I	1200	74	390	235
28	Stealth wood I	1250	80	280	280
29	Retro Classic	1320	75	290	260





B		Model	Sweep (mm)	Watt (W)	Speed r/min (rev/min)	Air Delivery (m ³ /min)
		Energy Saving Fans				
30	Efficiencia		1200	32	350	225
31	Efficiencia Neo		1200	26	350	220
32	ES-40		1200	40	300	215
33	Fusion -2 HS		1200	52	390	235
34	Enticer BLDC		1200	35	390	235
35	ES 50 Premium, ES 50, ES Neo		1200	50	350	226
36	ES PLUS ISI		1200	50	350	226
TPW Fans						
Performance Details on 220 V - 240 V, 50 Hz AC						
C		Model	Sweep (mm)	Watt (W)	Speed r/min (rev/min)	Air Delivery (m ³ /min)
		Table Fans				
1	Velocity Neo-HS, Swing LX HS		400	130	2000	95
2	Velocity Neo, Swing ZX, Swing LX		400	50	1350	72
3	Accelerero HS		400	130	2200	95
4	Sameera		400	50	1360	65
D		Model	Sweep (mm)	Watt (W)	Speed r/min (rev/min)	Air Delivery (m ³ /min)
		Wall Fans				
5	D'zire		300	50	1360	65
6	Swing		300	45	1360	55
7	Swanky, Platina Remote, Swing, Platina, D'zire		400	50	1350	72
8	Swing 300 Hi-Speed, D'zire Hi-Speed, Accelerero HS		300	100	2000	65
9	Platina Hi-Speed		400	130	2000	95
10	Accelerero HS		400	130	2200	95
11	Airboll Hi-Speed		450	110	1750	100
12	V3		450	100	1400	110
13	Sameera		400	50	1350	72
14	Aindrilla		400	50	1350	72
E		Model	Sweep (mm)	Watt (W)	Speed r/min (rev/min)	Air Delivery (m ³ /min)
		Pedestal Fan				
15	Mini Pedestal		250	50	2000	55
16	Trendy, Swing, Sprint LED, Sprint Led Remote		400	50	1350	72
17	Aindrila Premium		400	50+ 5	1350	72
18	Aindrila Standard		400	50	1350	72
19	Pentaforce		400	62	1350	72
20	Trendy HS		400	118	2000	100
21	Girik, Glitz		400	65	1350	72



E		Pedestal Fan	Sweep (mm)	Watt (W)	Speed r/min (rev/min)	Air Delivery (m ³ /min)
22	Gatik		400	55	1350	72
23	Tourner		400	65	1250	75
24	Sprint - 18		450	60	1350	80
25	Accelero HS		400	130	2200	95
26	Accelero NS		400	60	1300	72
27	Sprint - 16 Hi-Speed		400	130	2000	95
28	Sprint - 18 Hi-speed		450	110	1750	100
29	Windstorm		450	145	1400	115
30	Windstorm 500		500	130	1400	135
31	V3		450	100	1400	110
F		Cabin Fan and Personal Fan	Sweep (mm)	Watt (W)	Speed r/min (rev/min)	Air Delivery (m ³ /min)
32	I COOL		175	52	2200	40
33	Birdie		230	45	2500	40
34	Crescent		250	40	1300	55
35	Breezo		300	80	2200	60
36	Ciera Cabin Fan		300	80	2400	75
37	Coolbuddy		144	5	2200	5
38	Mini Kool-mate		200	45	2200	11
39	Swing Gyro		400	60	1350	65
G		Ventilair Fan	Sweep (mm)	Watt (W)	Speed r/min (rev/min)	Air Delivery (m ³ /h)
40	Vento Jet-Auto Inox/Std, Vento Jet-Inox, Vento Jet-Std		100	15	2500	98
41	Vento Jet-Auto Inox/Std, Vento Jet-Inox, Vento Jet-Std		150	25	2200	320
42	Vento Hush-Std		100	15	2400	98
43	Vento Hush-Std		150	25	2100	320
44	Ventilair Hush		100	15	2400	140
45	Ventilair Hush		150	25	1750	275
46	Vento Max-Auto Std, Vento Max-Std		150	28	2400	320
47	Ventilair DXZ		150	22	1800	250
48	Ventilair DXZ		100	18	2500	90
49	Ventilair DX		150	22	1350	280
50	Ventilair DX		200	32	1350	520
51	Ventilair DX		250	35	1200	860
52	Ventilair DXW NEO		150	25	2000	300
53	Ventilair DXW CELSO		150	15	1350	150
54	Ventilair DXW CELSO		200	20	1550	250
55	Ventilair DXW		100	15	2400	100
56	Ventilair DXW		150	25	2000	300
57	Ventilair DXR		150	25	1800	300
58	Ventilair DX-WE		150	25	1760	300
59	Ventilair DX-C		130	24	1760	150





H		Ventilair Fan Metallic	Sweep (mm)	Watt (W)	Speed r/min (rev/min)	Air Delivery (m ³ /h)
60		Ventilair DB	230	45	1400	860
61		Ventilair DB	300	70	1400	1850
62		Ventilair Hush	100	15	2350	80
		Ventilair Hush	150	25	1750	265
63		Ventilair DS	150	38	2800	400
64		Ventilair DS	230	35	1400	800
65		Ventilair DS	300	40	1400	1060
66		Ventilair DSP	230	35	1400	510
67		Ventilair DSP	300	47	1400	900
I		Industrial Fans	Sweep (mm)	Watt (W)	Speed r/min (rev/min)	Air Delivery (m ³ /h)
68		Turboforce 1-Φ	300	55	900	1145
69		Turboforce 1-Φ		85	1400	1710
70		Turboforce 1-Φ	380	105	900	2000
71		Turboforce 1-Φ		160	1400	3250
72		Turboforce 1-Φ	450	155	900	3900
73		Turboforce 1-Φ		350	1400	6120
74		Turboforce 1-Φ	600	450	900	9400
75		Turboforce 3-Φ	450	480	1400	6120
76		Turboforce 3-Φ	600	450	900	9400
77		Turboforce 3-Φ	600	1325	700	7100
78		Turboforce (Wall Air Circulator Fan, Pedestal Air Circulator Fan)	450	100	1440	9000
79		Turboforce (Wall Air Circulator Fan, Pedestal Air Circulator Fan)	600	180	1440	16800
80		Turboforce (Wall Air Circulator Fan, Pedestal Air Circulator Fan)	750	240	1400	19500

Pictures and details of the product(s) in this catalogue are merely illustrative. Actual products may vary in colour, design, description and colour combination etc. Due care has been taken that the information provided herein is accurate but is subject to human error. The information is updated from time to time. Havells India Limited reserves its rights to amend data/details without prior notice.

Copyright Subsists. Imitation of trade dress, graphics and color scheme of this document is a punishable offence.





HAVELLS

buy online* at **shop.havells.com**

*Online shopping is applicable on select products.

HAVELLS INDIA LTD.

Corp Office: QRG Towers, 2D, Sector-126,
Expressway, Noida-201304 (U.P.) Ph. +91-120-4771000
Email : marketing@havells.com, Website : www.havells.com
Customer Care No. 08045 77 1313

CIN: L31900DL1983PLC016304