

Life Is On

Schneider
Electric

 Price List

Panel Builder

With effect from June 1st, 2021



se.com/in

EasyPact CVS
MCCBs



Acti 9 DBs



EasyPact TVS
Contactors/Relays/
MPCBs



Capacitors

Complete solutions for your Energy Management needs



Push button &
Indicating lamps



EasyPact MVS
ACBs



Acti9 MCBs



Switches



Drives



Meters

schneider-electric.co.in

Life Is On

Schneider
Electric

Authorized distributor:

POWER ELECTRICALS: S.M Towers, 5-1-12,13, R.P Road,
Secunderabad - 500003 Telangana, Ph:- 040-27712364, 66568091
Mail: Ccc@powerelectricalsindia.com

EasyPact CVS:	
Range Overview	12
MCCBs for Distribution Network	13
EasyPact CVS Switch Disconnecter Version.	17
Accessories.	18
Moulded Case Circuit Breakers:	
ComPact NSXm:	
Range Overview	21
MCCBs for Distribution Network	23
MCCB with Integrated Earth Leakage Protection	24
Accessories.	25
MCCB for Motor Protection:	
GV4LE	26
GV4PE	26
Accessories for GV4	27
Auxiliary Contact Blocks	27
ComPact NSX:	
Range Overview	30
MCCBs for Distribution Network	34
Circuit Breakers for Motor Protection	38
MCCB with Integrated Earth Leakage Protection	39
Accessories.	40
Automatic Source Changeover System.	43
ComPact NS:	
Range Overview	45
MCCBs 800A onwards Manual Fixed	46
MCCBs 800A onwards Electrical Fixed	48
Accessories.	49
EasyPact EZC:	
Range Overview	50
MCCBs for Distribution Network	51
Accessories.	53
Ground Fault / Earth Leakage Protection:	
Unique Modular Ground Fault Protection	54
Vigirex - Earth Leakage Protection Relay	55
Switch Disonnector:	
ComPact- INS & INV Switch Disconnectors	56
Switch Disonnector fuse units - range overview	57
FuPact Switch Disconnecter and Accessories	58
Air Circuit Breakers:	
MasterPact MTZ:	
Range Overview	60
Overview of MicroLogic X Trip Unit.	62
MasterPact NT/NW:	
Range Overview	64
MicroLogic Trip system	65
ATS Kit range.	65
EasyPact MVS:	
Range Overview	68
ET/ETA/ETV Trip System	69
Draw-out type Circuit breakers and Switch Disconnectors	70
Fixed type Circuit breakers and Switch Disconnectors	72
Accessories.	74
EasyPact SPS:	
Range Overview	75
Draw-out type Circuit breakers and Switch disconnecter.	76
Fixed type Circuit breaker and Switch disconnecter	77
Accessories.	77

Low Voltage Products

ASCO:

Range Overview 78
 Series 300 / 7000, Automatic Transfer Switch (ASCO) 79
 Series 230, Automatic Transfer Switch (ASCO) 80

EasyPact TVS:

EasyPact TVS Power Contactors (3 Pole) 82
 EasyPact TVS Power Contactors (4 Pole) 83
 EasyPact TVS Contactor Accessories 84
 EasyPact TVS Thermal Overload Relay 85
 EasyPact TVS Circuit Breaker for Motor Protection 86

TeSys Control Range:

TeSys Control Range 92
 TeSys K Control Relays 93
 TeSys K Power Contactors 93
 TeSys K Accessories 94
 TeSys D Control Relays 95
 TeSys D Power Contactors (3 Pole) 95
 TeSys D Power Contactors (4 Pole) 96
 TeSys D Green 97
 TeSys D Green Electric Coil Contactor 98
 TeSys D Accessories 99
 TeSys F Power Contactors 105
 TeSys F - Accessories 106
 TeSys G Power Contactors 109
 TeSys Special Purpose Contactor 110
 TeSys H Ultra ComPact starters 112

TeSys Protection Range:

TeSys Overload Relay 115
 TeSys Electronic Over Current Relay 117
 TeSys Motor Circuit Breakers 120
 GV4LE 121
 GV4PE 121
 Accessories for GV4 122
 Auxiliary Contact Blocks 122
 Circuit Breakers for Motor Protection Accessories 123

Linergy:

Linergy 127

TeSys Switches:

TeSys Switches 130

TeSys Motor Monitoring:

TeSys U 133
 TeSys T - iMCC Relays 135

Starters:

Enclosed Starters 136
 TE Start & TeSys Motor Starters 137
 Starters Spares 138

Selection Table:

Type 2 Co-ordination Charts 139 to 144
 Type 2 Co-ordination chart with TeSys G range  145 to 149
 Type 2 Recommended Selection Charts 150 to 156

Switching and Controlling Products

Phaseo:

Phaseo Power Supplies 157
 Phaseo Transformers 159

Altivar:

Altivar Variable Frequency Drives 163

Altistart

Altistart Soft Starters 176

Industrial Automation Products

Industrial
Automation
Products

Zelio Logic:
 Zelio Plug-in-Relays 178
 Zelio SSR / Electronic Timer 184

Harmony:
 Harmony Control & Signalling Units 186

Signalling:
 Signalling Control Stations & Enclosures 191
 Signalling Illuminated Beacons and Indicator Banks 193
 Signalling Monoethic Tower Light. 197

Osisense
 Osisense Photoelectric Sensors 198
 Osisense Pressure Switches 201
 Osisense Limit Switches 202
 Osisense Inductive Sensors 209
 Osisense Application Sensors 213
 Osisense Cable Accessories 214

Magelis:
 Magelis Industrial PC and Display 215
 Magelis RACK IPC. 216
 Magelis Basic HMI 217

Vijeo:
 Vijeo XD EcoStruxure™ Operator Terminal Expert 218
 Vijeo Designer 219

Final
Distribution
Products

Acti 9 Distribution System:
 Miniature Circuit Breakers (MCBs) 224
 Residual Current Devices (RCDs) 228
 Auxiliaries and Accessories for MCBs/RCDs 230
 Surge Protection Devices (SPDs) 232
 Control and Command Products. 234
 ComReady Control and Command Products 236
 Modular Distribution Boards - Metallic 244


Kaedra Enclosures:
 Kaedra Enclosures-Weather Proof 249

PratiKa:
 PratiKa Plugs & Sockets 251

Electra:
 Electra Metal Clad Plugs & Sockets 255

Power
Monitoring
Products

Tailored Offers for Specific Applications and Segment:
 BCPM Data Center Management with Information 258
 Vigilohm Range of Insulation Monitoring Devices. 258

High Accuracy, Specialized Solutions - for MV/LV Distribution:
 PowerLogic™ ION9000T  260
 PowerLogic™ ION9000. 260
 PowerLogic™ ION 8800 / 8650. 260
 PowerLogic™ ION7400 262
 PowerLogic™ PM8000 Series Power Quality Analyser. 262

High Accuracy, ComPact, Power Meters - for HV/MV/LV Distribution:
 PowerLogic™ PM5000 Series Power Meters 264
 Smart Demand Controller - EM7200 Series 264

High Accuracy, Specialized Solutions- for MV/LV Distribution:
 Easy Logic PM2000 Series 266

India's Most Trusted, Reliable and Accurate Multifunction Meters:
 Conzerv EM6400NG Series, The Next Generation Workhorse 268
 Hexa Series EM64XXH and PM1130H Meters 269
 Hexa Series LCD Range: OEM Specialized Applications 270

Power
Monitoring
Products

PowerTag - World's Smallest Energy Sensor:

PowerTag for MCB 272
 PowerTag for MCCB 272
 Smartlink 272
 Communication Auxiliaries 273

DIN Rail Mount Meters - Accurate, Flexible Power Meters:

PowerLogic™ PM3200 Series CI 0.5S Power Meters MV / LV Distribution 274
 PowerLogic™ iEM3000 Series Class Meters - LV Distribution 274
 iEM 33xx - CI1.0 , Direct current 125 A, Din Rail Meter 274
 Three phase CT Operated, Din Rail Meter / Direct Current-Three phase (upto 63A) 274

Ethernet Communication Gateways and Meters:

Ethernet Communication Gateway Server / Converters 275
 Ethernet – TCP/IP Protocol Meters & Accessories 275
 Accessories for Power Monitoring **NEW** 275

Specialized Small Form Factor Meters - ELF:

ELF32xx Series - VAF, Power & Energy Meters 276

Specialized Counter Energy Meter - DM52xx Series:

DM52xx 276

LCD Display Energy Meter & VAF+PF Meter:

EM1000 / EM1200 Series 276
 DM 6100 Series – VAF, PF Meters 277

CE compliance - Volt/Amp/ frequency meter:

EasyLogic™ DM3000 / DM1000 277

Just the Basics - Voltage / Ampere / Frequency Meters:

Conzerv™ DM3000 / DM1000 277

Power
Quality
Products

LV- Power Quality Products and Equipment:

Can Type 440V Range 279
 Box Type 440V Range **NEW** 280
 Capacitor for Detuned filter Application 480V & 525V **NEW** 281
 Detuned Reactor 440V Range 5.7 % ,7% & 14 % 285
 Copper Wound Detuned Reactor 440V Range 287
 Selection of capacitor (kVAr & Voltage) for Detuned filter Application 288
 APFC Relays- Varlogic 290
 TeSys Capacitor Duty Contactors (AC control) 290
 Power Factor Correction Equipment- VarSet. 293
 Harmonic Filtration Equipment- AccuSine 297

EcoStruxure™ Facility Expert

Designed to keep you in touch with your equipment

Say goodbye to paperwork, outdated files, conflicting information, missing documents, and unplanned maintenance.

Say hello to extended insights, easier maintenance, greater productivity and information at your fingertips.

Because now, your electrical system becomes your partner with a simple QR code.

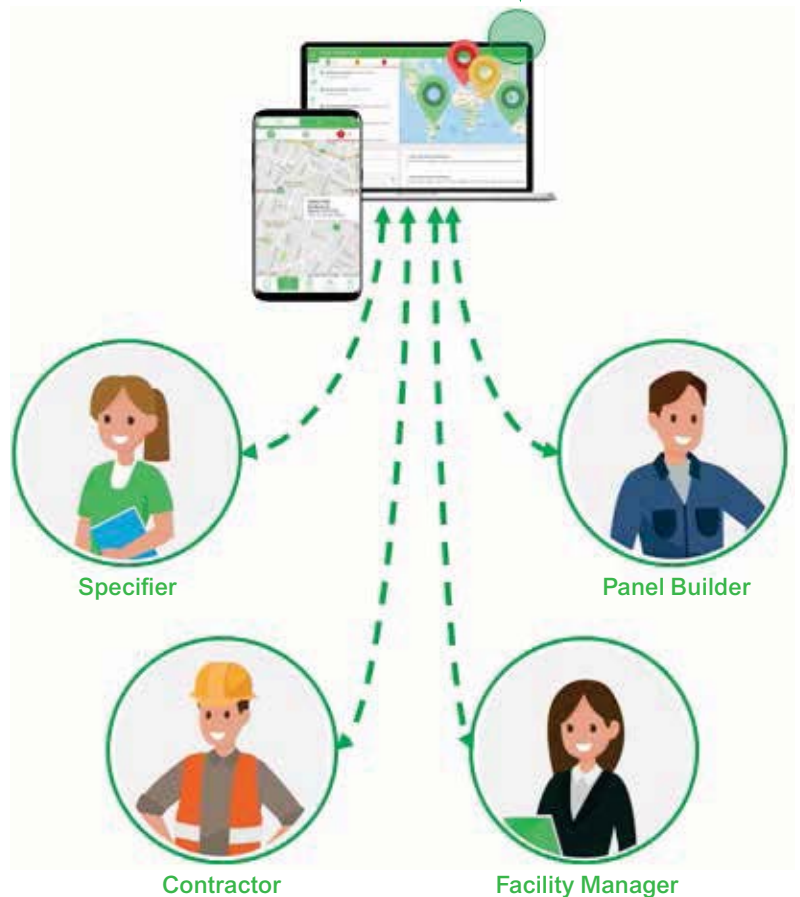


Collaborate and get things done!

- **Toss the papers!** Group user manuals, single-line drawings, photos, factory and site acceptance test reports, spare parts lists and more behind a simple QR code.
- **Get crucial data organized!** Free collaborative digital tool enables you to share information with your partners and team members.

Simplify and manage maintenance activities

- **Ease the set up of preventive maintenance plans** with auto-generated maintenance templates.
- **Streamline maintenance and operation** by assigning tasks and centralizing maintenance schedules, logs and reports.
- Leverage your digital community to **solve issues quickly**.
- **Keep your installation healthy** and maximize its life.



Scan and Download

For free access to EcoStruxure™ Facility Expert



Scan to know more

About how EcoStruxure™ Facility Expert can help you manage your equipment better





Green Premium™

Endorsing eco-friendly products in the industry



Green Premium™ Product

Green Premium is the only label that allows you to effectively develop and promote an environmental policy whilst preserving your business efficiency. This ecolabel guarantees compliance with up-to-date environmental regulations, but it does more than this.

Over 75% of Schneider Electric manufactured products have been awarded the Green Premium ecolabel



Discover what we mean by green ...

Check your products!

Schneider Electric's Green Premium ecolabel is committed to offering transparency, by disclosing extensive and reliable information related to the environmental impact of its products:

RoHS

Schneider Electric products are subject to RoHS requirements at a worldwide level, even for the many products that are not required to comply with the terms of the regulation. Compliance certificates are available for products that fulfil the criteria of this European initiative, which aims to eliminate hazardous substances.

REACH

Schneider Electric applies the strict REACH regulation on its products at a worldwide level, and discloses extensive information concerning the presence of SVHC (Substances of Very High Concern) in all of these products.

PEP: Product Environmental Profile

Schneider Electric publishes complete set of environmental data, including carbon footprint and energy consumption data for each of the lifecycle phases on all of its products, in compliance with the ISO 14025 PEP ecopassport program. PEP is especially useful for monitoring, controlling, saving energy, and/or reducing carbon emissions.

EoLI: End of Life Instructions

Available at the click of a button, these instructions provide:

- Recyclability rates for Schneider Electric products.
- Guidance to mitigate personnel hazards during the dismantling of products and before recycling operations.
- Parts identification for recycling or for selective treatment, to mitigate environmental hazards/ incompatibility with standard recycling processes.



Product Selector

-Select Schneider products through digital tool

Product selector is an online software tool embedded in Schneider website or in distributor's website to help selecting the right product with its accessories. Product Selector aims at providing a fast, secure and smart way of selecting products. It includes the selection of the basic frame, control unit, accessories and Digital Modules. Compared with the traditional way of filling up order forms or specifying customer functions, it brings the following benefits:

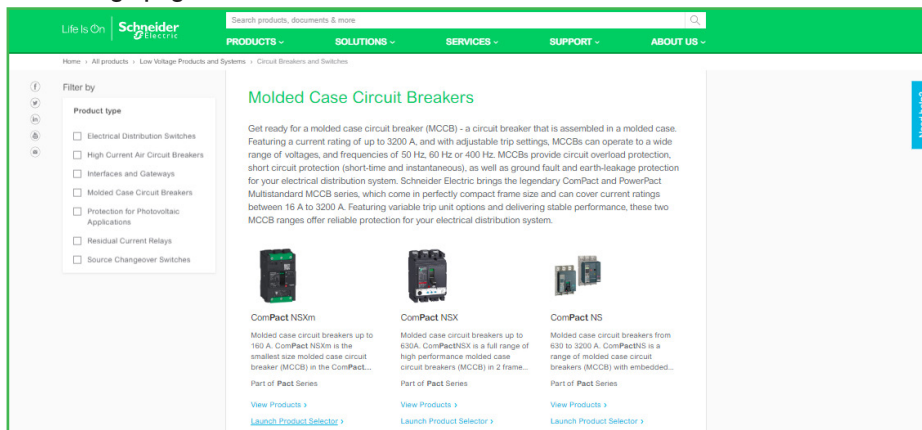
Easy access: no login, direct access on Schneider's website or on the website of distributor

Reliable: The compatibility between the main product and the accessories is constantly tested

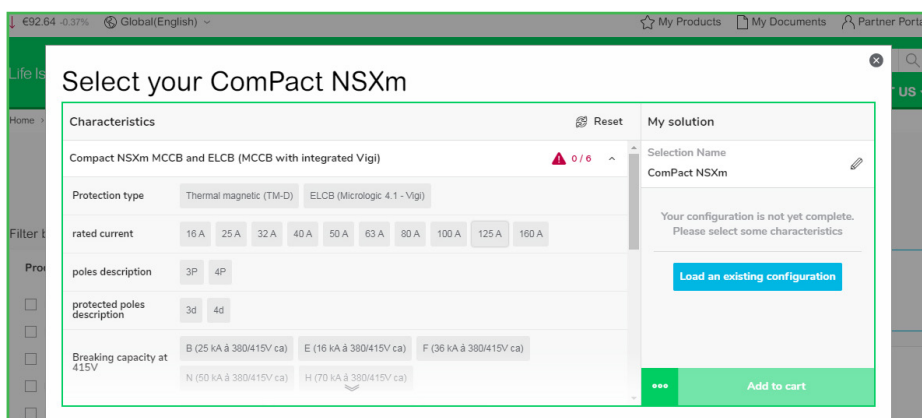
Wide coverage: more than 130 Schneider ranges are available (MasterPact, ComPact, TeSys, Acti 9, Altivar..)

Choose Products in simple steps:

1. Go to range page on se.com



2. Click on Launch Product Selector



Future of Power Distribution



MasterPact™ MTZ Circuit Breaker

FUTURE READY



...CONNECTIVITY READY

Stay connected and avoid downtime - The MasterPact MTZ app and EcoStruxure software conveniently bring energy data, circuit breaker control, and more directly to your smartphone.



...SUSTAINABILITY READY

Contribute to a better world - with Green Premium MasterPact MTZ circuit breakers you can enhance sustainability.



...PRECISION READY

Access new energy-saving capabilities - Acertified Class 1 power meter gives you precise power measurements for greater efficiency.




...ENVIRONMENT READY

Keep your electrical system online even in harsh environments - MasterPact MTZ circuit breakers give you proven reliability by going beyond standards.



...UPGRADE READY

Customize Micrologic X control unit anytime - Digital modules make it easy to upgrade and tailor your system.



...INTEGRATION READY

Simplify your switchboard operation - MasterPact MTZ circuit breakers are adaptable to different systems because of their digital capabilities.



...INSTALLATION READY

Streamline configuration and commissioning with EcoStruxure Power Commission tool.

Learn more about the future of power distribution, Click or Scan



The easy choice for quality and value

EasyPact CVS

LV circuit breakers from 16A to 800A



Safe



Reliable



Simple

EasyPact CVS

Easy Choice for Quality and Value



- **EasyPact CVS** MCCBs upto 630A is the easy choice for all your most common electrical distribution applications
- Encapsulated double break roto technique ensures outstanding current limiting capability
- High electrical / mechanical endurance for enhanced service life
- Single accessory reference for different functions – on/off, trip and fault trip – improves shop floor efficiency
- Separate electrical fault indication for ease of fault diagnosis
- Suitable for isolation

Range Details:

- Breaking capacity 25kA to 50kA, $I_{cs} = 100\% I_{cu}$
- TMD, MA, Microprocessor trip units (LS₀I protection 400 & 630A)
- Microprocessor trip units (LSIG protection 25A to 630A)
- 3P & 4P versions available
- Common accessories upto 630A

With Thermal Magnetic Trip Unit (TMD)



- Range upto 100A
- 3P and 4P version available

Breaking Capacity as per IEC 60947-2	Rated Current	Three Pole Reference	Unit MRP [₹]	Four Pole Reference	Unit MRP [₹]
EasyPact CVS 100 BS Overload Setting (I_r) 0.8 - 1 x I_n					
25kA*	20A	LV510931	6890	LV510951	9320
	25A	LV510932		LV510952	
	32A	LV510933		LV510953	
	40A	LV510934		LV510954	
	50A	LV510935		LV510955	
	63A	LV510936		LV510956	
	80A	LV510937		LV510957	
	100A	LV510938		LV510958	

Accessories

Description	CVS100BS Reference	Unit MRP [₹]
Auxiliary contacts (changeover) Multifunction		
Auxiliary Switch 1 C/O	EZAUX10 <input checked="" type="checkbox"/>	970
Alarm Switch 1 C/O	EZAUX01	970
Alarm - Auxiliary Switch	EZAUX11 <input checked="" type="checkbox"/>	1440
Spreaders		
Spreaders *(Set Of 3) 3P	EZASPDR3P <input checked="" type="checkbox"/>	390
Spreaders *(Set Of 4) 4P	EZASPDR4P <input checked="" type="checkbox"/>	520
Rotary Handle		
Direct Rotary handle	EZAROTDS <input checked="" type="checkbox"/>	1370
Extended Rotary handle	EZAROTE	2030
Shunt Release		
AC		
100-130 V	EZASHT100AC	2080
200-277 V	EZASHT200AC <input checked="" type="checkbox"/>	
380-480 V	EZASHT380AC	
DC		
24 V	EZASHT024DC	2080
48 V	EZASHT048DC	

For details on non-standard references, technical parameters, stockable and non-stockable status, please contact Customer Care Centre.

NORMAL STOCK ITEMS

W.E.F. June 1, 2021

• Ics = 100% Icu as per IEC 60947-2

Breaking Capacity as per IEC 60947-2	Rated Current	Three Pole Reference	Unit MRP [₹]	Four Pole Reference	Unit MRP [₹]		
EasyPact CVS 100 to 630A Overload Setting (Ir) 0.7 - 1 x In							
25kA	16A	LV510300 <input checked="" type="checkbox"/>	7340	LV510310	10150		
	25A	LV510301 <input checked="" type="checkbox"/>		LV510311 <input checked="" type="checkbox"/>			
	32A	LV510302 <input checked="" type="checkbox"/>		LV510312 <input checked="" type="checkbox"/>			
	40A	LV510303 <input checked="" type="checkbox"/>		LV510313 <input checked="" type="checkbox"/>			
	50A	LV510304 <input checked="" type="checkbox"/>		LV510314			
	63A	LV510305 <input checked="" type="checkbox"/>		LV510315 <input checked="" type="checkbox"/>			
	80A	LV510306 <input checked="" type="checkbox"/>		LV510316 <input checked="" type="checkbox"/>			
	100A	LV510307 <input checked="" type="checkbox"/>		LV510317 <input checked="" type="checkbox"/>			
	125A	LV516302 <input checked="" type="checkbox"/>		10800		LV516312 <input checked="" type="checkbox"/>	13090
	160A	LV516303 <input checked="" type="checkbox"/>		14090		LV516313 <input checked="" type="checkbox"/>	16730
200A	LV525302 <input checked="" type="checkbox"/>	18660	LV525312	23100			
Breaking Capacity as per IEC 60947-2							
25kA	250A	LV525303 <input checked="" type="checkbox"/>	21730	LV525313	26460		

Breaking Capacity as per IEC 60947-2	Rated Current	Three Pole Reference	Unit MRP [₹]	Four Pole Reference	Unit MRP [₹]		
EasyPact CVS 100 to 630A Overload Setting (Ir) 0.7 - 1 x In							
36kA	16A	LV510330 <input checked="" type="checkbox"/>	9950	LV510340	12420		
	25A	LV510331 <input checked="" type="checkbox"/>		LV510341			
	32A	LV510332 <input checked="" type="checkbox"/>		LV510342 <input checked="" type="checkbox"/>			
	40A	LV510333 <input checked="" type="checkbox"/>		LV510343 <input checked="" type="checkbox"/>			
	50A	LV510334 <input checked="" type="checkbox"/>		LV510344			
	63A	LV510335 <input checked="" type="checkbox"/>		LV510345 <input checked="" type="checkbox"/>			
	80A	LV510336 <input checked="" type="checkbox"/>		LV510346			
	100A	LV510337 <input checked="" type="checkbox"/>		LV510347 <input checked="" type="checkbox"/>			
	125A	LV516332 <input checked="" type="checkbox"/>		11100		LV516342	13710
	160A	LV516333 <input checked="" type="checkbox"/>		14700		LV516343	17420
200A	LV525332	21170	LV525342 <input checked="" type="checkbox"/>	26110			
Breaking Capacity as per IEC 60947-2							
36kA	250A	LV525333	23480	LV525343 <input checked="" type="checkbox"/>	28920		
	320A	LV540305	30250	LV540308 <input checked="" type="checkbox"/>	37530		
	400A	LV540306	30420	LV540309 <input checked="" type="checkbox"/>	37860		
	500A	LV563305 <input checked="" type="checkbox"/>	34500	LV563308 <input checked="" type="checkbox"/>	43480		
	630A**	LV563306 <input checked="" type="checkbox"/>	39090	LV563309 <input checked="" type="checkbox"/>	47720		

Breaking Capacity as per IEC 60947-2	Rated Current	Three Pole Reference	Unit MRP [₹]	Four Pole Reference	Unit MRP [₹]		
50kA	16A	LV510470 <input checked="" type="checkbox"/>	13500	LV510480	16600		
	25A	LV510471		LV510481			
	32A	LV510472 <input checked="" type="checkbox"/>		LV510482 <input checked="" type="checkbox"/>			
	40A	LV510473		LV510483			
	50A	LV510474		LV510484			
	63A	LV510475 <input checked="" type="checkbox"/>		LV510485 <input checked="" type="checkbox"/>			
	80A	LV510476 <input checked="" type="checkbox"/>		LV510486			
	100A	LV510477 <input checked="" type="checkbox"/>		LV510487 <input checked="" type="checkbox"/>			
	125A	LV516462 <input checked="" type="checkbox"/>		17550		LV516467	19210
	160A	LV516463 <input checked="" type="checkbox"/>		19000		LV516468	22620
200A	LV525452	24590	LV525457 <input checked="" type="checkbox"/>	30890			
Breaking Capacity as per IEC 60947-2							
50kA	250A	LV525453	26430	LV525458 <input checked="" type="checkbox"/>	32570		
	320A	LV540315 <input checked="" type="checkbox"/>	32780	LV540318	40330		
	400A	LV540316 <input checked="" type="checkbox"/>	33030	LV540319 <input checked="" type="checkbox"/>	41070		
	500A	LV563315 <input checked="" type="checkbox"/>	38290	LV563318	48080		
	630A**	LV563316 <input checked="" type="checkbox"/>	40840	LV563319 <input checked="" type="checkbox"/>	51170		

Note:

- EasyPact CVS can also be used for DC network protection (from 16-630A TMD)
- For performance and other details contact our nearest Sales Office.
- ** 630A @ 30°C & 600A @ 40°C for TMD630A MCCB

For Details on stockable and non-stockable status, technical parameter, please Contact Customer Care Centre

NORMAL STOCK ITEMS

W.E.F. June 1, 2021

EasyPact CVS 800A with Thermal Magnetic type trip unit.



- Ics = 100% Icu as per IEC 60947-2
- TMD type Trip Unit
- Adjustable overload from 0.8 - 1 x In
- Adjustable short circuit for each phase from 3.5 - 10 x Ir

Breaking Capacity Ics as per IEC 60947-2	Rated Current	Three Pole Reference	Unit MRP [₹]	Four Pole Reference	Unit MRP [₹]
35kA	800A	LV580300 <input checked="" type="checkbox"/>	58800	LV580301 <input checked="" type="checkbox"/>	63450
50kA	800A	LV580302 <input checked="" type="checkbox"/>	68550	LV580303 <input checked="" type="checkbox"/>	77470

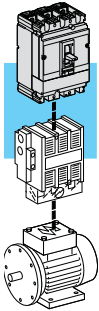
EasyPact CVS 400 to 630A With Microprocessor Based Trip Unit



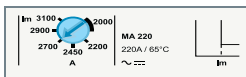
- Ics = 100% Icu as per IEC 60947-2
- Suitable for Isolation
- Adjustable Overload from 0.4 to 1*In
- Adjustable Short Circuit from 1.4 to 10*Ir
- Adjustable Neutral Protection - N, N/2, OFF for 4 Pole MCCB
- Inbuilt Thermal Memory

Breaking Capacity Ics as per IEC 60947-2	Rated Current	Three Pole Reference	Unit MRP [₹]	Four Pole Reference	Unit MRP [₹]
EasyPact CVS 400 to 630A					
36 kA	400A	LV540505 <input checked="" type="checkbox"/>	36590	LV540506 <input checked="" type="checkbox"/>	45590
	630A	LV563505 <input checked="" type="checkbox"/>	40210	LV563506 <input checked="" type="checkbox"/>	53370
50 kA	400A	LV540510 <input checked="" type="checkbox"/>	40160	LV540511 <input checked="" type="checkbox"/>	51990
	630A	LV563510 <input checked="" type="checkbox"/>	43720	LV563511 <input checked="" type="checkbox"/>	57190

Circuit Breakers for Motor Protection Breaking Capacity 50kA, Ics=Icu



Current Rating	2.5	6.3	12.5	25	50	100	150	220	320	500	
CVS 100	6..14In										
CVS 160/250							9..14In				
CVS 400									6..13In		
CVS 630										6..13In	



Frame 1	2.5 to 220A
Frame 2	320 to 500A

With Magnetic Trip Unit MA Type

Breaking Capacity Ics as per IEC 60947-2	Rated Current	Three Pole Reference	Unit MRP [₹]
50kA	2.5A	LV510450	9890
	6.3A	LV510451	
	12.5A	LV510452 <input checked="" type="checkbox"/>	10750
	25A	LV510453 <input checked="" type="checkbox"/>	14300
	50A	LV510454 <input checked="" type="checkbox"/>	14510
	100A	LV510455 <input checked="" type="checkbox"/>	14750
50kA	150A	LV516451 <input checked="" type="checkbox"/>	18670
	220A	LV525442 <input checked="" type="checkbox"/>	19690
	320A	LV540552 <input checked="" type="checkbox"/>	29490
50kA	500A	LV563552	36500

For details on non-standard references, technical parameters, stockable and non-stockable status, please contact Customer Care Centre.

NORMAL STOCK ITEMS

W.E.F. June 1, 2021

EasyPact CVS with built in LSIG trip unit (ETS 6) key features.



- Rated Current, In (A) – 25, 40, 100, 160, 250, 400, 630
 - Breaking capacity (Icu=Ics) (kA) at 415V – 25*, 36, 50
 - 3 Pole and 4 pole versions.
 - Built-in μ P based trip unit having protection functions LSIG. Variable current setting for L,S,I and G and variable time delay setting for L,S and G.
 - Neutral O/L protection possible with 3P MCCB (with External Neutral CT) and 4P MCCB
 - Last Fault trip history on LCD screen of MCCB i.e Faulty phase, Type of Fault and interrupted current.
 - Same accessories of present ECVS range
- * only upto 250A.

With ETS 6 trip unit (built in LSIG protection)

Breaking Capacity Icu as per IEC 60947-2	Rated Current	Three Pole Reference	Unit MRP [₹]	Four Pole Reference	Unit MRP [₹]
25kA	25A	LV510600	28570	LV510610	33160
	40A	LV510608		LV510618	
	100A	LV510609		LV510619	
	160A	LV516600	32825	LV516610	40690
Breaking Capacity Icu as per IEC 60947-2	Rated Current	Three Pole Reference	Unit MRP [₹]	Four Pole Reference	Unit MRP [₹]
25kA	250A	LV525600	38745	LV525610	47625
36kA	25A	LV510620	29775	LV510630	34570
	40A	LV510628		LV510638	
	100A	LV510629		LV510639	
	160A	LV516620	34015	LV516630	42190
Breaking Capacity Icu as per IEC 60947-2	Rated Current	Three Pole Reference	Unit MRP [₹]	Four Pole Reference	Unit MRP [₹]
36kA	250A	LV525620	41015	LV525630	50510
	400A	LV540620	48990	LV540630	56745
	630A	LV563620	53625	LV563630	65400
50kA	25A	LV510640	32585	LV510650	38855
	40A	LV510648		LV510658	
	100A	LV510649		LV510659	
	160A	LV516640	39120	LV516650	46630
50kA	250A	LV525640	42970	LV525650	52015
	400A	LV540640	51420	LV540650	61375
	630A	LV563640	56920	LV563650	73495

For details on non-standard references, technical parameters, stockable and non-stockable status, please contact Customer Care Centre.

NORMAL STOCK ITEMS

W.E.F. June 1, 2021

Easy-Pact CVS Switch Disconnecter Version



- Suitable for Isolation with positive contact indication as defined by standard IEC 60947-3.
- Compliance to utilization categories AC22A or AC23A
- Self protected due to high magnetic-set release
- Two frame sizes upto 630A
- Available in fixed version.
- Common Accessories as that of **EasyPact** CVS circuit breaker

Rated Current	Three Pole Reference	Unit MRP [₹]	Four Pole Reference	Unit MRP [₹]
100A	LV510425	7170	LV510426	9080
160A	LV516425	8550	LV516426	10750
Rated Current	Three Pole Reference	Unit MRP [₹]	Four Pole Reference	Unit MRP [₹]
250A	LV525425	17910	LV525426	23850
400A	LV540400	26260	LV540401	33420
630A	LV563400	29850	LV563401	40140

For details on non-standard references, technical parameters, stockable and non-stockable status, please contact Customer Care Centre.

NORMAL STOCK ITEMS

W.E.F. June 1, 2021



Indication contacts



Voltage Release



Padlocking accessory



Direct Rotary Handle



Extended Rotary Handle

Accessories for EasyPact CVS 100 - 630A

Auxiliary Contacts (Changeover) Multifunction

Description	Reference	Unit MRP [₹]
OF or SD or SDE or SDV	29450 <input checked="" type="checkbox"/>	920
OF or SD or SDE or SDV low level	29452	1095
SDE adapter for trip unit TM or MA or ETS 2.3 \$\$	LV429451 <input checked="" type="checkbox"/>	800

\$\$: To be considered alongwith SDE contact for MCCB with TMD/ETS 2.3/MA Trip Unit

Voltage Releases

Description	Shunt Release Reference	Unit MRP [₹]	Undervoltage Reference	Unit MRP [₹]
AC				
24 V 50/60 Hz	LV429384 <input checked="" type="checkbox"/>	2650	LV429404	3320
48 V 50/60 Hz	LV429385		LV429405	
110-130 V 50/60 Hz	LV429386 <input checked="" type="checkbox"/>		LV429406 <input checked="" type="checkbox"/>	
220-240 V 50/60 Hz	LV429387 <input checked="" type="checkbox"/>		LV429407 <input checked="" type="checkbox"/>	
380-415 V 50 Hz	LV429388 <input checked="" type="checkbox"/>		LV429408 <input checked="" type="checkbox"/>	
525 V 50 Hz	LV429389		LV429409	
DC				
12 V	LV429382	2650	LV429402	3320
24 V	LV429390 <input checked="" type="checkbox"/>		LV429410 <input checked="" type="checkbox"/>	
30 V	LV429391		LV429411	
48 V	LV429392		LV429412	
60 V	LV429383		LV429403	
125 V	LV429393		LV429413	
250 V	LV429394		LV429414	

Rotary Handles

Description	100/160/250A Reference	Unit MRP [₹]	400/630A Reference	Unit MRP [₹]
Direct rotary handle				
Standard black handle	LV429337 <input checked="" type="checkbox"/>	1320	LV432597 <input checked="" type="checkbox"/>	1980
Extended rotary handle				
Standard extended rotary handle	LV429338_IN <input checked="" type="checkbox"/>	1770	LV432598_IN <input checked="" type="checkbox"/>	3140

Installation Accessories

Description	100/160/250A Reference	Unit MRP [₹]	400/630A Reference	Unit MRP [₹]
Spreaders & Phase Barriers				
Spreaders (Set of 3) 3P	LV431563 <input checked="" type="checkbox"/>	650	32492 <input checked="" type="checkbox"/>	1460
Spreaders (Set of 4) 4P	LV431564 <input checked="" type="checkbox"/>	860	32493 <input checked="" type="checkbox"/>	1860
Phase Barriers (Set of 6)	*		LV432570 <input checked="" type="checkbox"/>	850
Interlocking				
For Breaker with Rotary Handle	LV429369	9795	LV432621	12335
For Breaker with Toggle	LV429354	11555	LV432614	
Mechanical Interlocking with Base Plate	29349**	-	32609**	-
Locking of Rotary Handle				
Locking Device	LV429344 <input checked="" type="checkbox"/>	625	LV432604 <input checked="" type="checkbox"/>	850
Ronis Keylock (1 Lock + 1 Key set)	41940 <input checked="" type="checkbox"/>	4285	41940 <input checked="" type="checkbox"/>	4285
Ronis Keylock (2 Locks + 1 Key set)	41950 <input checked="" type="checkbox"/>	7935	41950 <input checked="" type="checkbox"/>	7935
Profalux Keylock (1 Lock + 1 Key set)	42888	7230	42888	7230
Profalux Keylock (2 Locks + 1 Key set)	42878	8250	42878	8250

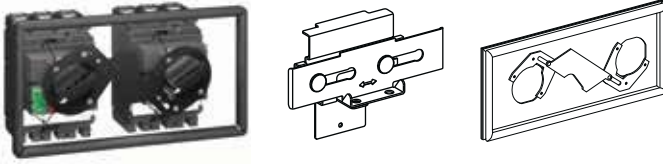
* supplied as standard with spreaders

** Mechanical Interlocking with Base Plate to be ordered with Safety trip interlock (LV429270 for 29349 and LV432520 for 32609)

For details on non-standard references, technical parameters, stockable and non-stockable status, please contact Customer Care Centre.

NORMAL STOCK ITEMS

W.E.F. June 1, 2021



Accessories for CVS 100 - 630A

Manual Source change-over systems

- An additional accessory interlocks two devices with rotary handles to create a source changeover system. Closing of one device is possible only if the second is open.
- This function is compatible with direct or extended rotary handles.
- Up to three padlocks can be used to lock in the OFF or ON position.

Description	Reference	Unit MRP [₹]
Mechanical interlocking for circuit breakers		
With toggles 100A to 250A	LV429354	11555
With rotary handles 100A -250A	LV429369	9795
With toggles 400A to 630A	LV432614	12335
With rotary handles 400A to 630A	LV432621	12335

Accessories for CVS 800A

Auxiliary/Alarms contacts

Description	Reference	Unit MRP [₹]
Auxiliary Switch 1 C/O	LV580075	1400
Alarm Auxiliary switch 1 c/o	LV580079	1960

Accessories for ETS 6 Trip unit

Description	CVS100/160/250 Reference number	Rating	Unit MRP [₹]	CVS400/630 Reference number	Rating	Unit MRP [₹]
External neutral CT for 3 pole breaker with ETS6	LV429521	25 - 100 A	12265	LV432575	400 - 630 A	17725
	LV430563	150 - 250 A	18465			
Description			CVS 100 to 630 Reference number		Unit MRP [₹]	
Pocket Battery For MCCB With ETS 6			LV434206		15550	
24 VDC Terminal Block For MCCB With ETS 6			LV434210		4070	

Voltage Releases

Description	Shunt Release Reference	Unit MRP [₹]	Undervoltage Reference	Unit MRP [₹]
AC				
220-240 V 50/60 Hz	LV580061	2665	LV580071	2700

Rotary Handles

Description	800A Reference	Unit MRP [₹]
Extended rotary handle		
Standard extended rotary handle	LV580081 <input checked="" type="checkbox"/>	2335

For details on non-standard references, technical parameters, stockable and non-stockable status, please contact Customer Care Centre.

NORMAL STOCK ITEMS

W.E.F. June 1, 2021

Launching soon

COMPACT

Moulded Case Circuit Breaker

The new generation of reliable ComPacT circuit breakers features improved performance and easier installation.

- Gain a competitive edge with easy-to-upgrade, wireless connectivity of circuit breakers and panels.
- Experience easier installation thanks to a new ergonomic front-plate design.
- Improve build and installation times with screwless, plug-and-play auxiliaries.



ComPacT™ molded-case circuit breaker

se.com/compact-nsx



ComPact NSX & NSXm with Integrated Earth Leakage Protection



The ComPact NSX range is now complemented with a new type of MicroLogic trip unit including circuit protection, (overload, short circuit, neutral protection) and earth leakage protection



The ComPactNSXm range is now available with a new type of MicroLogic trip which offers overload, short circuit protection along with earth leakage protection

Integrated earth leakage protection

- Easy to integrate into a row that does not have earth leakage protection
- Simple to use, reliable, and now comes in the same frame size, and for the same panel support
- Gain up to 40% in space when using with integrated earth leakage protection into the MicroLogicVigi trip units
- Now there's no need to order separate earth leakage modules. Save time, now that there's one less item to add to the panel board.
- Part of the EcoStruxure Power architecture, with digital communication capability and data management (settings, measurement, pre-alarms, trip & test history)

ComPact NSXm circuit breakers: Optimized for your needs

The ComPact NSXm range of circuit breakers and switch disconnectors is a newcomer in the ComPact NSX family. It is one of the smallest on the market with innovative features. Built on the design of roto-active breaking technology, we have made it as robust as ComPact NSX products.

ComPact NSXm main features and innovations

- Rated Current, I_n (A) – 16, 25, 32, 40, 50, 63, 80, 100, 125, 160
- Breaking capacity (kA) at 415V – 16, 25, 36, 50, 70
- Thermal magnetic trip unit integrated
- Built-in DIN rail and plate mount
- Auxiliaries externally visible
- EverLink™ connectors



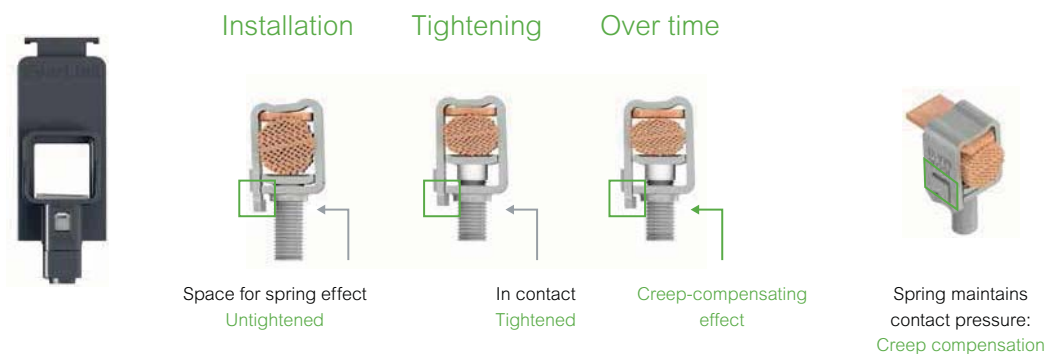
EverLink™ patented technology

The ComPact NSXm features a new cable connection method with patented creep-compensating technology built directly into the terminal - EverLink™:

- With EverLink™ connectors, save space and time during panel assembly.
- Bare cable connections are as safe as compression lug ones.



More than 35 patents have been registered for this new ComPact NSXm offer.



To experience,
Click or Scan



With Thermal Magnetic Trip Unit (TMD) and Compression Lug connectors



LUG CONNECTION



- Ics = 100% Icu as per IEC 60947-2
- Adjustable thermal setting 0.7 – 1 x In
- Fixed magnetic settings
- Single frame size upto 160A
- 5 breaking capacities from 16kA to 70kA
- With compression lug connectors
- All the circuit breakers have a transparent lead-sealable cover

Breaking Capacity Icu as per IEC 60947-2	Rated Current	Three Pole Reference	Unit MRP [₹]	Four Pole Reference	Unit MRP [₹]
16kA	16A	LV426150	8830	LV426160	12630
	25A	LV426151	8830	LV426161	12630
	32A	LV426152	8830	LV426162	12630
	40A	LV426153	8830	LV426163	12630
	50A	LV426154	8830	LV426164	12630
	63A	LV426155	8830	LV426165	12630
	80A	LV426156	8830	LV426166	12630
	100A	LV426157	8830	LV426167	12630
	125A	LV426158	15580	LV426168	19250
	160A	LV426159	16990	LV426169	21070
25kA	16A	LV426250	9530	LV426260	13770
	25A	LV426251	9530	LV426261	13770
	32A	LV426252	9530	LV426262	13770
	40A	LV426253	9530	LV426263	13770
	50A	LV426254	9530	LV426264	13770
	63A	LV426255	9530	LV426265	13770
	80A	LV426256	9530	LV426266	13770
	100A	LV426257	9530	LV426267	13770
	125A	LV426258	16640	LV426268	20400
	160A	LV426259	19280	LV426269	24030
36kA	16A	LV426350	12180	LV426360	15610
	25A	LV426351	12180	LV426361	15610
	32A	LV426352	12180	LV426362	15610
	40A	LV426353	12180	LV426363	15610
	50A	LV426354	12180	LV426364	15610
	63A	LV426355	12180	LV426365	15610
	80A	LV426356	12180	LV426366	15610
	100A	LV426357	12180	LV426367	15610
	125A	LV426358	17980	LV426368	22340
	160A	LV426359	19890	LV426369	24720
50kA	16A	LV426450	15500	LV426460	19400
	25A	LV426451	15500	LV426461	19400
	32A	LV426452	15500	LV426462	19400
	40A	LV426453	15500	LV426463	19400
	50A	LV426454	15500	LV426464	19400
	63A	LV426455	15500	LV426465	19400
	80A	LV426456	15500	LV426466	19400
	100A	LV426457	15500	LV426467	19400
	125A	LV426458	21610	LV426468	25900
	160A	LV426459	23450	LV426469	28490
70kA	16A	LV426550	19020	LV426560	23850
	25A	LV426551	19020	LV426561	23850
	32A	LV426552	19020	LV426562	23850
	40A	LV426553	19020	LV426563	23850
	50A	LV426554	19020	LV426564	23850
	63A	LV426555	19020	LV426565	23850
	80A	LV426556	19020	LV426566	23850
	100A	LV426557	19020	LV426567	23850
	125A	LV426558	35460	LV426568	37870
	160A	LV426559	36160	LV426569	38640

Note: For Everlink type NSXm MCCBs add prices of LV426970 (3Pole) or LV426971(4Pole) -2 Sets in above MCCBs

For details on stockable and non stockable status, technical parameter, please contact Customer Care Centre

☑ NORMAL STOCK ITEMS

W.E.F. June 1, 2021

With integrated earth leakage protection (MicroLogic Vigi 4.1 Trip Unit)



- Standard protection of distribution cables
- Earth leakage protection
- Indication of:
 - Overload alarming (via LEDs and via SDx module)
 - Overload tripping (via the SDx module)
- Earth leakage alarming (via the SDx module)
- Earth leakage tripping (via front face screen and the SDx module).

Breaking Capacity Icu as per IEC 60947-2	Rated Current	Three Pole Reference	Unit MRP [₹]	Four Pole Reference	Unit MRP [₹]
16kA	25A	LV426750	29835	LV426755	33315
	50A	LV426751		LV426756	
	100A	LV426752	31510	LV426757	37805
	160A	LV426753		LV426758	
25kA	25A	LV426760	31375	LV426765	35110
	50A	LV426761		LV426766	
	100A	LV426762	33180	LV426767	39860
	160A	LV426763		LV426768	
36kA	25A	LV426770	33055	LV426775	37940
	50A	LV426771		LV426776	
	100A	LV426772	36005	LV426777	42825
	160A	LV426773		LV426778	
50kA	25A	LV426780	36005	LV426785	40895
	50A	LV426781		LV426786	
	100A	LV426782	40895	LV426787	43850
	160A	LV426783		LV426788	
70kA	25A	LV426790	39860	LV426795	45780
	50A	LV426791		LV426796	
	100A	LV426792	48865	LV426797	54395
	160A	LV426793		LV426798	

For details on non-standard references, technical parameters, stockable and non-stockable status, please contact Customer Care Centre.

NORMAL STOCK ITEMS

W.E.F. June 1, 2021

- Suitability for isolation as defined by standard IEC 60947-3
- Self protected by their high-set magnetic release
- Single frame size upto 160A

ComPact NSXm NA switch-disconnector

With Compression Lug connectors

Rated Current	Three Pole Reference	Unit MRP [₹]	Four Pole Reference	Unit MRP [₹]
50A	LV426650	10560	LV426660	15620
100A	LV426651	10560	LV426661	15620
160A	LV426652	21600	LV426662	28810

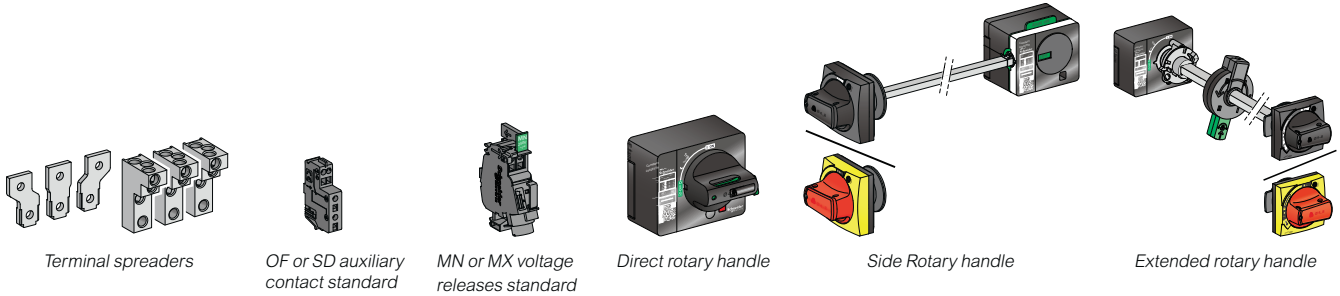
ComPact NSXm NA switch-disconnector

With EverLink™ connectors

Rated Current	Three Pole Reference	Unit MRP [₹]	Four Pole Reference	Unit MRP [₹]
50A	LV426600	11095	LV426610	16425
100A	LV426601	11095	LV426611	16425
160A	LV426602	22720	LV426612	30310

Accessories for ComPact NSXm

16A to 160A



NSXm Accessories

Auxiliary contacts (changeover)

Description	Reference	Unit MRP [₹]
Standard OF or SD	LV426950	940

Rotary Handles

Description	Reference	Unit MRP [₹]
Direct rotary handle		
Standard black handle	LV426930	1285
Extended rotary handle		
Standard extended rotary black handle	LV426932	1950
Side rotary handle		
Standard side rotary black handle	LV426935	3270

Spreader Links

Description	Reference	Unit MRP [₹]
Spreaders & Phase Barriers		
Spreaders (Set of 3) 3P	LV426940	720
Spreaders (Set of 4) 4P	LV426941	970

Everlink Accessories

Description	Reference	Unit MRP [₹]
Everlink Connectors		
EverLink connector with control wire terminal for 3P (Set of 3)	LV426970	765
EverLink connector with control wire terminal for 4P (Set of 4)	LV426971	995

Voltage Releases

Description	Shunt Release Reference	Unit MRP [₹]	Under Voltage Reference	Unit MRP [₹]
AC				
24 V 50/60 Hz	LV426841	2385	LV426801	3210
48 V 50/60 Hz	LV426842		LV426802	
110-130 V 50/60 Hz	LV426843	2340	LV426803	3100
220-240 V 50/60 Hz	LV426844		LV426804	
380-415 V 50 Hz	LV426846	2385	LV426806	
DC				
24 V	LV426841	2385	LV426801	3210
48 V	LV426842		LV426802	
125 V	LV426843	2340	LV426803	3100
250 V	LV426844		LV426815	

For details on stockable and non stockable status, technical parameter, please contact Customer Care Centre

NORMAL STOCK ITEMS

W.E.F. June 1, 2021

MCCB for Motor Protection

GV4LE



- IEC/EN 60947-1, IEC/EN 60947-2, CCC, EAC
- Can be used with class 5, 10 or 20 relay
- Short Circuit Protection with an adjustable pick-up $I_i = 6$ to 14 In.
- From 0.25 - 55kW

Magnetic Protection Toggle Control

Motor Power AC3 (400/415V AC)		In	Magnetic setting range	25kA breaking capacity		50kA breaking capacity		100kA breaking capacity	
kW	HP	(A)	A	Reference	Unit MRP [₹]	Reference	Unit MRP [₹]	Reference	Unit MRP [₹]
0.25..0.75	0.3..1	2	12..28	-	-	GV4LE02N6	-	GV4LE02S6	-
0.55..1.5	0.7..2	3.5	21..49	-	-	GV4LE03N6	10800	GV4LE03S6	13800
1.5..3	2..4	7	42..96	-	-	GV4LE07N6	-	GV4LE07S6	-
3..5.5	4..7.5	12.5	75..175	-	-	GV4LE12N6	-	GV4LE12S6	-
5.5..11	7.5..14	25	150..350	GV4LE25B6	On Request	GV4LE25N6	13500	GV4LE25S6	16500
11..22	15..30	50	300..700	GV4LE50B6		GV4LE50N6		GV4LE50S6	
18.5..37	25..50	80	480..1120	GV4LE80B6		GV4LE80N6		GV4LE80S6	
30..55	40..75	115	690..1610	GV4LE115B6		GV4LE115N6		GV4LE115S6	

Note: For Everlink termination please order after removing the 6 at the end Eg. GV4LE115N

GV4PE



- IEC/EN 60947-1, IEC/EN 60947-2, IEC/EN 60947-4-1, UL 60497-4-1, CCC, EAC, CSA
- Overload or thermal protection
- Short time delay protection
- Short circuit protection
- Fixed Ground fault protection
- Phase unbalance or phase loss
- Front indications through LED
- Variable Trip class : Trip Class 10/ Trip Class 20

Thermal Magnetic Protection Toggle Control

Motor Power AC3 (400/415V AC)		In	Thermal setting range	25kA breaking capacity		50kA breaking Capacity		100kA breaking Capacity	
kW	HP	(A)	A	Reference	Unit MRP [₹]	Reference	Unit MRP [₹]	Reference	Unit MRP [₹]
0.25..0.75	0.3..1	2	0.8..2	-	-	GV4PE02N6	-	GV4PE02S6	-
0.55..1.5	0.7..2	3.5	1.4..3.5	-	-	GV4PE03N6	14800	GV4PE03S6	16000
1.5..3	2..4	7	2.9..7	-	-	GV4PE07N6	-	GV4PE07S6	-
3..5.5	4..7.5	12.5	5..12.5	-	-	GV4PE12N6	-	GV4PE12S6	-
5.5..11	7.5..14	25	10..25	GV4PE25B6	On Request	GV4PE25N6	17500	GV4PE25S6	18500
11..22	15..30	50	20..50	GV4PE50B6		GV4PE50N6		GV4PE50S6	
18.5..37	25..50	80	40..80	GV4PE80B6		GV4PE80N6		GV4PE80S6	
30..55	40..75	115	65..115	GV4PE115B6		GV4PE115N6		GV4PE115S6	

Note: For Everlink version please order after removing the 6 at the end. Eg. GV4PE115N

Crimp Lug/busbar connection

Description	Sold in lots of	Reference
Crimped lug connector + screws	1	GV4LUG
Transparent terminal shield for crimped lug connector	1	LAD96590
Interphase barriers	6	LV426920
Spreader 3-pole	To increase the pitch to 35 min	LV426940

For details on non-standard references, technical parameters, stockable and non-stockable status, please contact Customer Care Centre.

NORMAL STOCK ITEMS

W.E.F. June 1, 2021

Accessories for GV4



MX Shunt Trip

- Trips the circuit breaker when the control voltage rises above 70% of rated voltage
- Shunt trip 110..130V AC is suitable.. etc for ground fault protection when combined with a Class I ground fault sensing element

MN Under Voltage Release

Trips the circuit breaker when the control voltage drops below 35% of its rated voltage

Description	Mounting	Voltage	References	Unit MRP [₹]
Mx Shunt Trip	Internal, Plug-In	220-240 VAC 50 Hz, 208-240 VAC 60 Hz, 277 VAC 60 Hz	GV4AS287	3015
Mn Under Voltage Release	Internal, Plug-In	440-480 VAC 60 Hz	GV4AU486	3940

Auxiliary Contact Blocks



An auxiliary contact block provides one changeover contact with one common point for OF and SD function, depending on where it is inserted

Open/Close OF Function: indicates position of the circuit breaker contacts

Trip Alarm SD Function: indicates circuit breaker tripping due to:

- Electrical fault (overload, short circuit)
- Shunt trip/Undervoltage release
- "Push to Trip" Function

Resets when the circuit breaker is reset

Description	Maximum Number	Mounting	Type of Contacts	Reference	Unit MRP [₹]
Auxiliary Contact Block	2 (1 Each For OF or SD)	Internal Plug-In	NO + NC	GV4AE11	1060

Rotary Handles

Description	Type	Degree of Protection	Reference	Unit MRP [₹]
Direct Mounting Rotary Handle	Black	IP40	GV4ADN01	1580
	Black	IP54	GV4APN01	2345
Front Extended Rotary Handle (Min Shaft Length 214Mm/Max Shaft Length 627Mm)	Red Handle on Yellow Bezel	IP54	GV4APN02	
	Red Handle on Yellow Bezel	IP65	GV4APN04	

Connection Accessories

Description	Reference
Spreader 3-pole (To increase pitch to 35mm) (1 pce)	LV426940

For details on non-standard references, technical parameters, stockable and non-stockable status, please contact Customer Care Centre.

NORMAL STOCK ITEMS

W.E.F. June 1, 2021

Ethernet Ready Next Generation Circuit Breakers

ComPact NSX

LV circuit breakers from 16A to 630A



Energy
measurement
and control



Increased
energy
availability



Safety and
protection

Ethernet ready Next-generation circuit breakers



- Ethernet based monitoring, control, alarm notification for energy, asset and network management
- Built-in energy metering with combined accuracy class of 2% for precise measurement
- Intelligent / Enhanced discrimination for continuity of service
- Patented reflex tripping, independent of other protection functions, ensures ultra fast tripping in the event of very high short circuit
- Encapsulated roto-active double break contact system limits fault current for extended system life
- Best in class electrical life (*30k cycles for NSX 100 @ 440 V*) reduces operational expenditure
- High performance => $I_{cs} = I_{cu} = 100\text{kA @ } 690\text{V AC}$

Range Details:

- 16A to 630A in two frames sizes
- Breaking capacity up to 200kA @ 415V
- TMD and Electronic based trip unit
- Available in Fixed, Plug-in and Draw out type versions

Type of Trip Units

Micrologic Trip Units

(ASIC-Application Specific Integrated Circuit)




Protection	Cases	Measurement	Application
1 I 2 LS ₀ I 5 LSI 6 LSIG	2 NSX100-250 3 NSX400-630	A Ammeter E Energy Meter	--- Distribution G Generator AB Subscriber M Motor Z 16Hz 2/3

Example

Micrologic 1.3 M	I	400 or 630 A		Motor
Micrologic 2.2 G	LS ₀ I	100, 160 or 250 A		Generator
Micrologic 2.3	LS ₀ I	400 or 630 A		Distribution
Micrologic 2.3 M	LS ₀ I	400 or 630 A		Motor
Micrologic 5.2 A	LSI	100, 160 or 250 A	Ammeter	Distribution
Micrologic 5.3 E	LSI	400 or 630 A	Energy	Distribution
Micrologic 6.3 E-M	LSIG	400 or 630 A	Energy	Motor

Thermal Magnetic Trip Unit



- Available from 16A - 250A
- Overload Setting (I_r) 0.7 - 1 x I_n
- Short Circuit Setting (I_m)
- Fixed upto 160A
- Adjustable 5 - 10 x I_r (for 200A - 250A)

- I** - Instantaneous
- S₀** - Short Time with Fixed Time Delay
- S** - Short Time with Adjustable Time Delay
- G** - Ground Fault

ComPact NSX PV for Photovoltaic applications

- Circuit Breakers and Switch Disconnectors
- A complete DC offer for Solar Applications from 80 to 1500A.
 - 80A to 500A MCCB with TMD type trip unit
 - 80A to 1500A Switch disconnector



Ensuring safe and efficient operation of your Photovoltaic installation.



With heat sink supplied as standard, MCCB rating is optimized, avoiding the need to oversize protection components and saving space in the enclosure.

- ★ Connection and insulation accessories supplied as standard with ComPact NSX PV MCCB are:
 - Connection plate with heat sink
 - Upstream and downstream terminal shields



Multistandard offer for OEM applications

Be compliant around the world

Range - 16A to 600A in Two frames sizes



- Compliance to UL489, IEC60947, CCC & CSA standards.
- Breaking Capacity up to 100kA
- Voltage rating up to 600V
- Isolation with Positive Break Indication
- Fixed, Plug-in and Draw out type
- TMD and Microprocessor based trip unit
- Built-in energy metering (2% accuracy class)
- Smart Integration over Communication Network

Trust US...

- > to supply worldwide availability
- > to apply tested and validated solutions
- > to comply to international standards



With Thermal Magnetic Trip Unit (TMD)



- Ics = 100% Icu as per IEC 60947-2
- Adjustable thermal setting 0.7 - 1 x In
- Adjustable magnetic setting 5 – 10 x Ir **
- Transparent cover for trip unit as standard
- Breaking Capacity enhancement upto 150kA with a higher capacity upstream (Cascading)
- Exceptional current limiting < 6 x 105 A2S

Breaking Capacity Icu as per IEC 60947-2	Rated Current	Three Pole Reference	Unit MRP [₹]	Four Pole Reference	Unit MRP [₹]
25kA	16A	LV429557	11000	LV429567	15810
	25A	LV429556 ✓	11000	LV429566	15810
	32A	LV429555 ✓	11000	LV429565	15810
	40A	LV429554 ✓	11000	LV429564	15810
	50A	LV429553	11000	LV429563	15810
	63A	LV429552 ✓	11000	LV429562 ✓	15810
	80A	LV429551 ✓	11000	LV429561	15810
	100A	LV429550 ✓	11000	LV429560 ✓	15810
	125A	LV430311 ✓	19380	LV430321 ✓	23870
	160A	LV430310 ✓	20740	LV430320 ✓	26010
36kA	200A	LV431111	30050	LV431121 ✓	36150
	250A	LV431110 ✓	30630	LV431120 ✓	36870
	16A	LV429637 ✓	13400	LV429647	16970
	25A	LV429636 ✓	13400	LV429646	16970
	32A	LV429635 ✓	13400	LV429645 ✓	16970
	40A	LV429634 ✓	13400	LV429644	16970
	50A	LV429633	13400	LV429643	16970
	63A	LV429632 ✓	13400	LV429642 ✓	16970
	80A	LV429631 ✓	13400	LV429641	16970
	100A	LV429630 ✓	13400	LV429640 ✓	16970
50kA	125A	LV430631 ✓	20030	LV430641 ✓	24950
	160A	LV430630 ✓	21030	LV430640 ✓	26900
	200A	LV431631 ✓	30440	LV431641 ✓	37520
	250A	LV431630 ✓	31320	LV431640 ✓	39030
	16A	LV429847	15940	LV429857	19990
	25A	LV429846	15940	LV429856	19990
	32A	LV429845 ✓	15940	LV429855	19990
	40A	LV429844 ✓	15940	LV429854	19990
	50A	LV429843	15940	LV429853	19990
	63A	LV429842 ✓	15940	LV429852	19990
70kA	80A	LV429841 ✓	15940	LV429851	19990
	100A	LV429840 ✓	15940	LV429850	19990
	125A	LV430841 ✓	24090	LV430851	27690
	160A	LV430840 ✓	24600	LV430850	29080
	200A	LV431831 ✓	32810	LV431841	40080
	250A	LV431830 ✓	33430	LV431840	42520
	16A	LV429677	20380	LV429687	26280
	25A	LV429676	20380	LV429686	26280
	32A	LV429675	20380	LV429685	26280
	40A	LV429674	20380	LV429684	26280
70kA	50A	LV429673	20380	LV429683	26280
	63A	LV429672 ✓	20380	LV429682	26280
	80A	LV429671	20380	LV429681	26280
	100A	LV429670 ✓	20380	LV429680	26280
	125A	LV430671	37930	LV430681	40310
	160A	LV430670 ✓	38340	LV430680	41120
	200A	LV431671	43580	LV431681	56620
	250A	LV431670 ✓	43990	LV431680	57180

Note:

- ** applicable for NSX 200A & 250A
- For higher breaking capacities (100kA and 150kA); for Generator Protection MCCB and other special application MCCB, contact our nearest Sales office.

For details on non-standard references, technical parameters, stockable and non-stockable status, please contact Customer Care Centre.

✓ NORMAL STOCK ITEMS

W.E.F. June 1, 2021

With Micrologic 2 (µP -ASIC based)



- Protection type LS01N
- Ics = 100% Icu as per IEC 60947-2
- Adjustable overload from 0.40 - 1 x In
- Adjustable short circuit from 1.5 - 10 x Ir
- Innovative front indication LED's (Ready, Overload pre-alarm & Overload)
- Two frame sizes up to 630A
- Breaking Capacity enhancement upto 150kA with a higher capacity upstream (Cascading)
- Adjustable neutral protection - N, N/2, OFF for 4 Pole MCCB

Breaking Capacity Icu as per IEC 60947-2	Rated Current	Three Pole Reference	Unit MRP [₹]	Four Pole Reference	Unit MRP [₹]
25kA	40A	LV429777 <input checked="" type="checkbox"/>	19380	LV429787	24950
	100A	LV429775 <input checked="" type="checkbox"/>	19380	LV429785 <input checked="" type="checkbox"/>	24950
	160A	LV430745 <input checked="" type="checkbox"/>	24760	LV430750 <input checked="" type="checkbox"/>	31580
	250A	LV431140 <input checked="" type="checkbox"/>	32540	LV431150 <input checked="" type="checkbox"/>	41740
36kA	40A	LV429772	19700	LV429782	25060
	100A	LV429770 <input checked="" type="checkbox"/>	19700	LV429780 <input checked="" type="checkbox"/>	25060
	160A	LV430770 <input checked="" type="checkbox"/>	25200	LV430780 <input checked="" type="checkbox"/>	34830
	250A	LV431770 <input checked="" type="checkbox"/>	34070	LV431780 <input checked="" type="checkbox"/>	47210
	400A	LV432676 <input checked="" type="checkbox"/>	47240	LV432677 <input checked="" type="checkbox"/>	53920
	630A	LV432876 <input checked="" type="checkbox"/>	49940	LV432877 <input checked="" type="checkbox"/>	64730
50kA	40A	LV429797	23640	LV429807	31990
	100A	LV429795 <input checked="" type="checkbox"/>	23640	LV429805 <input checked="" type="checkbox"/>	32940
	160A	LV430775 <input checked="" type="checkbox"/>	29960	LV430785	38970
	250A	LV431870 <input checked="" type="checkbox"/>	38910	LV431875 <input checked="" type="checkbox"/>	50570
	400A	LV432693 <input checked="" type="checkbox"/>	49380	LV432694 <input checked="" type="checkbox"/>	64130
70kA	630A	LV432893 <input checked="" type="checkbox"/>	51180	LV432894 <input checked="" type="checkbox"/>	67800
	40A	LV429792	29850	LV429802	37810
	100A	LV429790	30300	LV429800	37810
	160A	LV430790	40030	LV430800	51090
	250A	LV431790	44960	LV431800	64880
	400A	LV432695 <input checked="" type="checkbox"/>	56180	LV432696	73770
	630A	LV432895 <input checked="" type="checkbox"/>	57570	LV432896	89560

Note: For higher breaking capacities (100kA and 150kA); for Generator Protection MCCB and other special application MCCB, contact our nearest Sales office.

With Micrologic 2 (µP -ASIC based) / TMD / MA+ shunt +GFP

- Protection type LS01GN
- Ics = 100% Icu as per IEC 60947-2
- Fault indication for GF (LED type) meant for human safety
- Adjustable overload from 0.36 - 1 x In
- Adjustable short circuit from 1.5 - 10 x Ir
- Adjustable earth fault sensitivity selection 10 to 60%
- Innovative front indication LED's (Ready, Overload pre-alarm & Overload)
- Two frame sizes up to 630A
- Suitable for 3P3W & 3P4W electrical distribution network
- Breaking Capacity enhancement upto 150kA with a higher capacity upstream (Cascading)
- Adjustable neutral protection - N, N/2, OFF for 4 Pole MCCB

MCCB Frame	Relay Module rated current	3 Ph + 3W Reference	Unit MRP [₹]	3 Ph + 4W Reference	Unit MRP [₹]
CVS/NSX100	32, 40, 50, 63, 80, 100	GFP11CT13P <input checked="" type="checkbox"/>	6220	GFP11CT14P <input checked="" type="checkbox"/>	6810
CVS/NSX 160 / 250	125, 160, 200, 250	GFP12CT23P <input checked="" type="checkbox"/>	7060	GFP12CT24P <input checked="" type="checkbox"/>	7980
CVS/NSX 400 / 630	400, 630	GFP13CT33P <input checked="" type="checkbox"/>	10680	GFP13CT34P <input checked="" type="checkbox"/>	11660

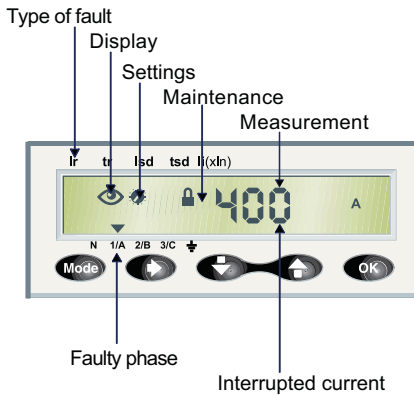
Note: Kindly order NSX/CVS MCCB +GFP+. Shunt trip coil.

For details on non-standard references, technical parameters, stockable and non-stockable status, please contact Customer Care Centre.

NORMAL STOCK ITEMS

W.E.F. June 1, 2021

With Micrologic 6A (Embedded current metering and communication capable)



- Protection type LSIGN
- Ics = 100% Icu as per IEC 60947-2
- Current measurements (Phase & neutral, Average, Highest of phases, Ground fault current, Maximeter / Minimeter, Current unbalance between phases)
- Adjustable overload from Ir 0.36 to 1 x In and tr = 0.5 - 16 s
- Adjustable short circuit from I_{sd} 1.5 - 10 x Ir and tsd I_{2tON/OFF} 0.1 - 0.4s
- Adjustable earth fault 0.4 - 1 x In (for In=40A) & 0.2 - 1 x In (for In>40A) and tg I_{2tON/OFF} 0.1 - 0.4s
- Instantaneous protection li 1.5 x In - 15 x In (40 - 160A), 12 x In (250 - 400A) and 11 x In (630A)
- Innovative front indication LED's (Ready, Overload pre-alarm & Overload)
- Fault distinction on the display of trip unit (type of fault, interrupted fault current and faulty phase)
- Zone Selective Interlocking (ZSI) as standard
- Breaking Capacity enhancement upto 150kA with a higher capacity upstream (Cascading)
- External Neutral CT required for highly un-balanced TP-N system has to be ordered at extra price
- Adjustable neutral protection - N, N/2, OFF and oversized neutral (standard feature) for 4 Pole MCCB.

Breaking Capacity Icu as per IEC 60947-2"	Rated Current	Three Pole Reference	Unit MRP [₹]	Four Pole Reference	Unit MRP [₹]
25kA	100A	LV429014X62A100	43250	LV429015X62A100	48410
	160A	LV430390X62A160	45740	LV430395X62A160	55010
	250A	LV431390X62A250	52370	LV431395X62A250	62740
36kA	40A	LV429003X62A40	43460	LV429008X62A40	49340
	100A	LV429003X62A100	43460	LV429008X62A100	49340
	160A	LV430403X62A160	47270	LV430408X62A160	56770
	250A	LV431403X62A250	53000	LV431408X62A250	65750
	400A	LV432413X63A400	62280	LV432415X63A400	70850
50kA	630A	LV432813X63A630	71560	LV432815X63A630	84230
	40A	LV429006X62A40	46360	LV429011X62A40	53130
	100A	LV429006X62A100	46360	LV429011X62A100	53130
	160A	LV430406X62A160	53660	LV430411X62A160	58030
	250A	LV431406X62A250	57340	LV431411X62A250	67310
70kA	400A	LV432403X63A400	64000	LV432408X63A400	78280
	630A	LV432803X63A630	71820	LV432808X63A630	89620
	40A	LV429004X62A40	51840	LV429009X62A40	59490
	100A	LV429004X62A100	51840	LV429009X62A100	59490
	160A	LV430404X62A160	63550	LV430409X62A160	70830
	250A	LV431404X62A250	64830	LV431409X62A250	96780
	400A	LV432404X63A400	81200	LV432409X63A400	101460
	630A	LV432804X63A630	83680	LV432809X63A630	111240

For details on non-standard references, technical parameters, stockable and non-stockable status, please contact Customer Care Centre.

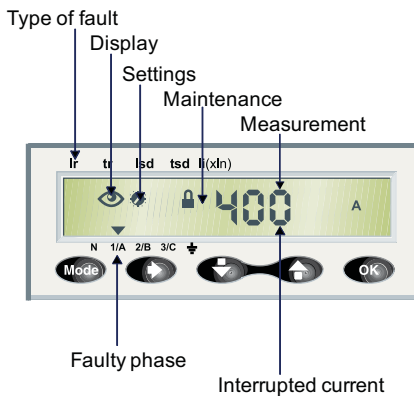
✓ NORMAL STOCK ITEMS

W.E.F. June 1, 2021

Micrologic 6 E (Embedded Energy metering and communication capable)



- Features over and above Micrologic 6A.
- Current Measurements (Phase & neutral, Average, Highest of Phases, Ground Fault current, Maximeter/Minimeter, Current Unbalance between Phases)
- Voltage Measurements (Phase-Phase & Phase-neutral, Average, Ph-Ph & Ph-N voltage unbalance)
- Frequency Measurements
- Power Quality Indicator (Total Harmonic Distortion for Current and Voltage)
- Power Measurements (Active, Reactive and Apparent Power, total and per phase and Power Factor and cos (phi))
- Demand Currents and Power Measurements (Demand Values, total & per phase, Maximum Demand)
- Energy Metering (Active, Reactive and Apparent energy, total and per phase)
- Indications, Alarms and Histories (Indication of fault types, Alarms for high/low threshold, operating histories & time stamped tables)
- Maintenance Indicators (Operation, trip and alarm counters; Operating Hours Counter; Contact wear: Load profile and thermal image)



Breaking Capacity Icu as per IEC 60947-2	Rated Current	Three Pole Reference	Unit MRP [₹]	Four Pole Reference	Unit MRP [₹]
25kA	40A	LV429014X62E40	On request	LV429015X62E40	On request
	100A	LV429014X62E100		LV429015X62E100	
	160A	LV430390X62E160		LV430395X62E160	
	250A	LV431390X62E250		LV431395X62E250	
36kA	40A	LV429003X62E40		LV429008X62E40	
	100A	LV429003X62E100		LV429008X62E100	
	160A	LV430403X62E160		LV430408X62E160	
	250A	LV431403X62E250		LV431408X62E250	
	400A	LV432413X63E400		LV432415X63E400	
50kA	630A	LV432813X63E630		LV432815X63E630	
	40A	LV429006X62E40		LV429011X62E40	
	100A	LV429006X62E100		LV429011X62E100	
	160A	LV430406X62E160		LV430411X62E160	
	250A	LV431406X62E250		LV431411X62E250	
70kA	400A	LV432403X63E400		LV432408X63E400	
	630A	LV432803X63E630		LV432808X63E630	
	40A	LV429004X62E40	LV429009X62E40		
	100A	LV429004X62E100	LV429009X62E100		
	160A	LV430404X62E160	LV430409X62E160		
	250A	LV431404X62E250	LV431409X62E250		
	400A	LV432404X63E400	LV432409X63E400		
	630A	LV432804X63E630	LV432809X63E630		

For details on non-standard references, technical parameters, stockable and non-stockable status, please contact Customer Care Centre.

☑ NORMAL STOCK ITEMS

W.E.F. June 1, 2021

With Magnetic Trip Unit MA type



- Ics = 100% Icu as per IEC 60947-2
- Adjustable magnetic setting Im 6 -14 x In (2.5 - 100A) & 9 - 14 x In (150 - 200A)
- Type - 2 Co-ordination charts upto 110 kW at 400V
- Breaking Capacity enhancement upto 150kA with a higher capacity upstream (Cascading)
- Adjustable neutral protection - N, N/2, OFF for 4 Pole MCCB

Breaking Capacity Icu as per IEC 60947-2	Rated Current	Three Pole Reference	Unit MRP [₹]
36kA	150A	LV430830	20630
	220A	LV431748	33840
50kA	150A	LV430832	25180
	220A	LV431752	37140
70kA	150A	LV430834	37780
	220A	LV431756	58600

MCCBs for DC Network Protection

16A to 1200A in Two frames sizes with Thermal Magnetic Trip Unit (TMD)



Breaking Capacity Icu as per IEC 60947-2	Rated Current	Three Pole Reference	Unit MRP [₹]	Four Pole Reference	Unit MRP [₹]
25kA	100A	LV438003XTMDC100	19125	LV438008XTMDC100	39050
	250A	LV438203XTMDC250	29320	LV438208XTMDC250	38240
	400A	LV438267	40875	LV438262	46410
	500A	LV438268	49035	LV438263	59935
	600A	LV438269	51785	LV438264	62685
36kA	400A	LV438277	58370	LV438272	71090
	500A	LV438278	63730	LV438273	76880
	600A	LV438279	63730	LV438274	76880

For details on non-standard references, technical parameters, stockable and non-stockable status, please contact Customer Care Centre.

NORMAL STOCK ITEMS

W.E.F. June 1, 2021

With Micrologic 4 Vigi



- Standard protection for electrical distribution-overload, short circuit & neutral protection
- Earth leakage protection-Adjustable leakage threshold ($I\Delta n$) and adjustable time delay threshold
 - Sensitivity $I\Delta n$ (A)
 - Type A: 30mA - 100mA - 300mA - 500mA - 1A - 3A - 5A (for the ratings 40 to 250A)
 - Type B: 300mA - 500mA - 1A - 3A - 5A - 10A (for the ratings 400 to 570A)
- Alarming & Fault Indication

Breaking Capacity I_{cu} as per IEC 60947-2	Rated Current	Three Pole Reference	Unit MRP [₹]	Four Pole Reference	Unit MRP [₹]
25kA	40A	LV433810	34170	LV433818	38325
	100A	LV433811	34170	LV433819	38325
	160A	LV433813	36185	LV433821	43600
	250A	LV433816	41460	LV433824	49630
36kA	40A	LV433826	34170	LV433834	39325
	100A	LV433827	34170	LV433835	39325
	160A	LV433829	37320	LV433837	44355
	250A	LV433832	41840	LV433840	51255
	400A	LV433934	58035	LV433936	65325
50kA	570A	LV433935	66580	LV433937	77635
	40A	LV433842	37320	LV433850	42340
	100A	LV433843	37320	LV433851	42340
	160A	LV433845	42340	LV433853	45225
	250A	LV433848	45105	LV433856	52515
	400A	LV433938	59550	LV433940	72105
70kA	570A	LV433939	66830	LV433941	82660
	40A	LV433858	41205	LV433866	47370
	100A	LV433859	41205	LV433867	47370
	160A	LV433861	50635	LV433869	56280
	250A	LV433864	51635	LV433872	78515
	400A	LV433942	76380	LV433944	95350
	570A	LV433943	78640	LV433945	104515

For details on non-standard references, technical parameters, stockable and non-stockable status, please contact Customer Care Centre.

NORMAL STOCK ITEMS

W.E.F. June 1, 2021



Indication contacts



SDTAM remote indication relay module



SDx remote indication relay module



Voltage Release



Motor Mechanism

Description	Reference	Unit MRP [₹]
Auxiliary contacts (changeover) Multifunction		
OF or SD or SDE or SDV	29450 ✓	920
OF or SD or SDE or SDV low level	29452	1095
SDE adaptor for trip unit TM or MA or Micrologic 2 \$\$	LV429451 ✓	800
SDX 2-PROGRAMMABLE CONTACTS FOR MICROLOGIC		
SDx module 24/415 V AC/DC	LV429532	13550
SDTAM contactor tripping module for Micrologic 2- M/6 E-M		
SDTAM 24/415 V AC/DC overload fault indication	LV429424	14050

\$\$ To be considered along with SDE contact for MCCB with TMD/MA./Micrologic 2 protection.

Voltage Releases

Description	Shunt Release Reference	Unit MRP [₹]	Undervoltage Reference	Unit MRP [₹]
AC				
24 V 50/60 Hz	LV429384	2650	LV429404	3320
48 V 50/60 Hz	LV429385		LV429405	
110-130 V 50/60 Hz	LV429386 ✓		LV429406 ✓	
220-240 V 50/60 Hz	LV429387 ✓		LV429407 ✓	
380-415 V 50 Hz	LV429388 ✓		LV429408 ✓	
525 V 50 Hz	LV429389		LV429409	
DC				
12 V	LV429382	2650	LV429402	3320
24 V	LV429390 ✓		LV429410 ✓	
30 V	LV429391		LV429411	
48 V	LV429392		LV429412	
60 V	LV429383		LV429403	
125 V	LV429393		LV429413	
250 V	LV429394		LV429414 ✓	

Installation Accessories

Description	100/160/250A Reference	Unit MRP [₹]	400/630A Reference	Unit MRP [₹]
Spreaders & Phase Barrier				
Spreaders (Set of 3) 3P	LV431563 ✓	650	32492 ✓	1460
Spreaders (Set of 4) 4P	LV431564 ✓	860	32493 ✓	1860
Phase Barrier (Set of 6)	*	-	LV432570 ✓	850
Interlocking				
For Breaker with Rotary Handle	LV429369	9795	LV432621	12335
For Breaker with Toggle	LV429354	11555	LV432614	12335
Mechanical Interlocking with Base Plate	29349**	-	32609**	-
Locking of Rotary Handle				
Locking Device	LV429344 ✓	625	LV432604 ✓	850
Ronis Keylock (1 Lock + 1 Key set)	41940 ✓	4285	41940 ✓	4285
Ronis Keylock (2 Locks + 1 Key set)	41950 ✓	7935	41950 ✓	7935
Profalux Keylock (1 Lock + 1 Key set)	42888	7230	42888	7230
Profalux Keylock (2 Locks + 1 Key set)	42878	8250	42878	8250

* supplied as standard with spreader

** Mechanical Interlocking with Base Plate to be ordered with Safety trip interlock (LV429270 for 29349 and LV432520 for 32609)

For details on non-standard references, technical parameters, stockable and non-stockable status, please contact Customer Care Centre.

✓ NORMAL STOCK ITEMS

W.E.F. June 1, 2021



FDM121: Front Display Module



Test Battery



Power Supply Module B



SCM: Breaker Status and Control Module

Motor Mechanism

Type	Voltage	100/160A Reference	Unit MRP [₹]	250A Reference	Unit MRP [₹]	400/630A Reference	Unit MRP [₹]
Motor Mechanism Modules with SDE Adaptor ⁽¹⁾							
AC 50/60 Hz	48-60 V	LV429440	24950	LV431548	27570	LV432639	40070
	110-130 V	LV429433		LV431540		LV432640	
	220-240 V	LV429434 <input checked="" type="checkbox"/>		LV431541 <input checked="" type="checkbox"/>		LV432641 <input checked="" type="checkbox"/>	
	380-415 V	LV429435		LV431542		LV432642	
	440-480 V	LV429435		LV431542		LV432647	
DC	24-30 V	LV429436	34305	LV431543	37195	LV432643	49155
	48-60 V	LV429437		LV431544		LV432644	
	110-130 V	LV429438		LV431545		LV432645	
	250 V	LV429439		LV431546		LV432646	

(1) With every Motor Mechanism, please order 1 no. auxiliary contact additionally. For other voltages of motor mechanism please consult Customer Care.

Description	100/160/250A Reference	Unit MRP [₹]	400/630A Reference	Unit MRP [₹]
Locking of Motor Mechanism				
Keylock adaptor + Ronis keylock (special)	LV429449	3455	-	-
Locking Device	-	-	LV432649	1060
Ronis Keylock	-	-	41940 <input checked="" type="checkbox"/>	4285
Profalux Keylock	-	-	42888	7230
Torque Limiting Screws (Set of 12)	LV429513	2445	LV432513	2665

Monitoring and Control, test tools- ComPact and NSX100 - 630

Monitoring and Control (Remote Operation)

Description	Reference	Unit MRP [₹]
ULP Display Module		
Switchboard front display module FDM121	TRV00121 <input checked="" type="checkbox"/>	14185
ULP Wiring Accessories		
NSX cord L = 0.35 m	LV434200	3275
NSX cord L = 1.3 m	LV434201	3330
5 RJ45/RJ45 MALE Cord L = 1m	TRV00810	3100
10 Stacking connectors for COM interface	TRV00217	4830
ULP Communication Module		
IFM MODBUS Interface Module	LV434000	11270
BSCM (Breaker Status and Control Module)	LV434205 <input checked="" type="checkbox"/>	10470
Power Supply Modules		
External power supply module 24 V DC-1 A OVC IV		
200-240 V AC	LV454444 <input checked="" type="checkbox"/>	16720
Pocket battery for Micrologic NSX100-630	LV434206	20630

Maintenance Module for advanced configuration and testing, contact our nearest Sales office.

ULP = Universal Logic Plug

For details on non-standard references, technical parameters, stockable and non-stockable status, please contact Customer Care Centre.

NORMAL STOCK ITEMS

W.E.F. June 1, 2021



Direct Rotary Handle



Extended Rotary Handle




Plug in Base



Draw-Out Chassis Kit

Description	100/160/250A Reference	Unit MRP [₹]	400/630A Reference	Unit MRP [₹]
Rotary Handles				
Standard direct black handle	LV429337 <input checked="" type="checkbox"/>	1320	LV432597 <input checked="" type="checkbox"/>	1980
Standard extended rotary handle	LV429338 <input checked="" type="checkbox"/>	1860	LV432598 <input checked="" type="checkbox"/>	3300
Plug in Base (Complete Kit)				
3 Pole	LV429289 <input checked="" type="checkbox"/>	10190	LV432538 <input checked="" type="checkbox"/>	23380
4 Pole	LV429290 <input checked="" type="checkbox"/>	13190	LV432539 <input checked="" type="checkbox"/>	29140
Draw-Out Chassis Kit				
3 Pole				
Plug In base	LV429289 <input checked="" type="checkbox"/>	10190	LV432538 <input checked="" type="checkbox"/>	23380
Chassis Side Plate for base	LV429282 <input checked="" type="checkbox"/>	13500	LV432532 <input checked="" type="checkbox"/>	17100
Chassis Side Plate for breaker	LV429283 <input checked="" type="checkbox"/>	7155	LV432533 <input checked="" type="checkbox"/>	9965
4 Pole				
Plug In base	LV429290 <input checked="" type="checkbox"/>	13190	LV432539 <input checked="" type="checkbox"/>	29140
Chassis Side Plate for base	LV429282 <input checked="" type="checkbox"/>	13500	LV432532 <input checked="" type="checkbox"/>	17100
Chassis Side Plate for breaker	LV429283 <input checked="" type="checkbox"/>	7155	LV432533 <input checked="" type="checkbox"/>	9965
Plug In / Withdrawable version Accessories				
Automatic Auxilliary Connectors				
1 9-wire fixed connector (for base)	LV429273	1415	LV429273	1415
1 9-wire moving connector (for circuit breaker)	LV429274	990	LV432523 <input checked="" type="checkbox"/>	1060
1 support for 2 moving connectors	LV429275	760	LV432525 <input checked="" type="checkbox"/>	760
Manual Auxilliary Connectors				
9-wire manual auxiliary connector (fixed + moving)	LV429272	4840	LV429272	4840

Note: Above auxiliary connectors to be used with Plug-in and Withdrawable MCCB when Auxiliary Contact, Shunt, UnderVoltage or Motor Mechanism is used.



BA controller (basic)

- Monitoring of “Normal” source & “Automatic” transfer
- Circuit breaker status indication on front of controller: ON, OFF & fault trip
- Voluntary transfer to “Replacement” source (e.g. energy management commands)

UA controller (advanced)

- Monitoring of “normal” source & “Automatic” transfer
- Circuit breaker status indication on front of controller: on, off & fault trip
- Voluntary transfer to “replacement” source (e.g. energy management commands)
- Delayed (adjustable) shutdown of generator set
- Load shedding & reconnection of non-priority loads
- Transfer to “Replacement” source if one of the phases of the “Normal” phase is absent
- During peak tariff period (energy management commands) forced operation on “Normal” source if “Replacement” source not operational

With NSX100F - NSX630F 36kA 3P MCCB

Breaker for Normal Supply	Breaker for Replacement Supply	3P BA Controller Reference	Unit MRP [₹]	3P UA Controller Reference	Unit MRP [₹]
NSX100F	NSX100F	LV4A3F100100B4	On request	LV4A3F100100U4	On request
NSX160F	NSX100F	LV4A3F160100B4		LV4A3F160100U4	
NSX160F	NSX160F	LV4A3F160160B4		LV4A3F160160U4	
NSX250F	NSX100F	LV4A3F250100B4		LV4A3F250100U4	
NSX250F	NSX160F	LV4A3F250160B4		LV4A3F250160U4	
NSX250F	NSX250F	LV4A3F250250B4		LV4A3F250250U4	
NSX400F	NSX100F	LV4A3F400100B4*		LV4A3F400100U4*	
NSX400F	NSX160F	LV4A3F400160B4*		LV4A3F400160U4*	
NSX400F	NSX250F	LV4A3F400250B4*		LV4A3F400250U4*	
NSX400F	NSX400F	LV4A3F400400B4		LV4A3F400400U4	
NSX630F	NSX160F	LV4A3F630160B4*		LV4A3F630160U4*	
NSX630F	NSX250F	LV4A3F630250B4*		LV4A3F630250U4*	
NSX630F	NSX400F	LV4A3F630400B4		LV4A3F630400U4	
NSX630F	NSX630F	LV4A3F630630B4		LV4A3F630630U4	

With NSX100F - NSX630F 36kA 4P MCCB

Breaker for Normal Supply	Breaker for Replacement Supply	4P BA Controller Reference	Unit MRP [₹]	4P UA Controller Reference	Unit MRP [₹]
NSX100F	NSX100F	LV4A4F100100B4	On request	LV4A4F100100U4	On request
NSX160F	NSX100F	LV4A4F160100B4		LV4A4F160100U4	
NSX160F	NSX160F	LV4A4F160160B4		LV4A4F160160U4	
NSX250F	NSX100F	LV4A4F250100B4		LV4A4F250100U4	
NSX250F	NSX160F	LV4A4F250160B4		LV4A4F250160U4	
NSX250F	NSX250F	LV4A4F250250B4		LV4A4F250250U4	
NSX400F	NSX100F	LV4A4F400100B4*		LV4A4F400100U4*	
NSX400F	NSX160F	LV4A4F400160B4*		LV4A4F400160U4*	
NSX400F	NSX250F	LV4A4F400250B4*		LV4A4F400250U4*	
NSX400F	NSX400F	LV4A4F400400B4		LV4A4F400400U4	
NSX630F	NSX160F	LV4A4F630160B4*		LV4A4F630160U4*	
NSX630F	NSX250F	LV4A4F630250B4*		LV4A4F630250U4*	
NSX630F	NSX400F	LV4A4F630400B4		LV4A4F630400U4	
NSX630F	NSX630F	LV4A4F630630B4		LV4A4F630630U4	

* Downstream coupling accessories are not available.

Note:

Each reference consists of:

- 2 MCCBs with Motor mechanism & Standard Trip Units.
- 4 Auxiliary contacts 2OF + 2SDE
- 1 Base Plate with IVE unit for mechanical & electrical interlocking
- 1 Downstream coupling accessory is supplied only when both the MCCB are of same Frame size
- Control Unit UA or BA

ATS upto 250A are provided with TMD type trip unit & for 400/630A with Micrologic 2 trip unit as standard.

ATS with MCCBs of other breaking capacities & other versions of trip units can also be supplied. Prices available on request.

Above given references with BA/UA controller are suitable for 415VAC control supply.


UA controller with 220/240V AC is not available

Replace suffix “4” by “2” for BA controller with 220/240V AC control supply.

For details on non-standard references, technical parameters, stockable and non-stockable status, please contact Customer Care Centre.

NORMAL STOCK ITEMS

W.E.F. June 1, 2021



BA controller (basic)

- Monitoring of "Normal" source & "Automatic" transfer
- Circuit breaker status indication on front of controller: ON, OFF & fault trip
- Voluntary transfer to "Replacement" source (e.g. energy management commands)

UA controller (advanced)

- Monitoring of "Normal" source & "Automatic" transfer.
- Circuit breaker status indication on front of controller: ON, OFF & fault trip
- Voluntary transfer to "Replacement" source (e.g. energy management commands)
- Delayed (adjustable) shutdown of generator set.
- Load shedding & reconnection of non-priority loads.
- Transfer to "Replacement" source if one of the phases of the "Normal" phase is absent
- During peak tariff period (energy management commands) forced operation on "Normal" source if "Replacement" source not operational

With NSX100N - NSX630N 50kA 3P MCCB

Breaker for Normal Supply	Breaker for Replacement Supply	3P BA Controller Reference	Unit MRP [₹]	3P UA Controller Reference	Unit MRP [₹]
NSX100N	NSX100N	LV4A3N100100B4	On request	LV4A3N100100U4	On request
NSX160N	NSX100N	LV4A3N160100B4		LV4A3N160100U4	
NSX160N	NSX160N	LV4A3N160160B4		LV4A3N160160U4	
NSX250N	NSX100N	LV4A3N250100B4		LV4A3N250100U4	
NSX250N	NSX160N	LV4A3N250160B4		LV4A3N250160U4	
NSX250N	NSX250N	LV4A3N250250B4		LV4A3N250250U4	
NSX400N	NSX100N	LV4A3N400100B4*		LV4A3N400100U4*	
NSX400N	NSX160N	LV4A3N400160B4*		LV4A3N400160U4*	
NSX400N	NSX250N	LV4A3N400250B4*		LV4A3N400250U4*	
NSX400N	NSX400N	LV4A3N400400B4		LV4A3N400400U4	
NSX630N	NSX160N	LV4A3N630160B4*		LV4A3N630160U4*	
NSX630N	NSX250N	LV4A3N630250B4*		LV4A3N630250U4*	
NSX630N	NSX400N	LV4A3N630400B4		LV4A3N630400U4	
NSX630N	NSX630N	LV4A3N630630B4		LV4A3N630630U4	

With NSX100N - NSX630N 50kA 4P MCCB

Breaker for Normal Supply	Breaker for Replacement Supply	4P BA Controller Reference	Unit MRP [₹]	4P UA Controller Reference	Unit MRP [₹]
NSX100N	NSX100N	LV4A4N100100B4	On request	LV4A4N100100U4	On request
NSX160N	NSX100N	LV4A4N160100B4		LV4A4N160100U4	
NSX160N	NSX160N	LV4A4N160160B4		LV4A4N160160U4	
NSX250N	NSX100N	LV4A4N250100B4		LV4A4N250100U4	
NSX250N	NSX160N	LV4A4N250160B4		LV4A4N250160U4	
NSX250N	NSX250N	LV4A4N250250B4		LV4A4N250250U4	
NSX400N	NSX100N	LV4A4N400100B4*		LV4A4N400100U4*	
NSX400N	NSX160N	LV4A4N400160B4*		LV4A4N400160U4*	
NSX400N	NSX250N	LV4A4N400250B4*		LV4A4N400250U4*	
NSX400N	NSX400N	LV4A4N400400B4		LV4A4N400400U4	
NSX630N	NSX160N	LV4A4N630160B4*		LV4A4N630160U4*	
NSX630N	NSX250N	LV4A4N630250B4*		LV4A4N630250U4*	
NSX630N	NSX400N	LV4A4N630400B4		LV4A4N630400U4	
NSX630N	NSX630N	LV4A4N630630B4		LV4A4N630630U4	

* Downstream coupling accessories are not available.

Note:

Each reference consists of:

- 2 MCCBs with Motor mechanism & Standard Trip Units.
- 4 Auxiliary contacts 2OF + 2SDE
- 1 Base Plate with IVE unit for mechanical & electrical interlocking
- 1 Downstream coupling accessory is supplied only when both the MCCB are of same Frame size.
- Control Unit UA or BA

ATS upto 250A are provided with TMD type trip unit & for 400/630A with Micrologic 2 trip unit as standard.

ATS with MCCBs of other breaking capacities & other versions of trip units can also be supplied. Prices available on request.

Above given references with BA/UA controller are suitable for 415V AC control supply.

UA controller with 220/240V AC is not available

Replace suffix "4" by "2" for BA controller with 220/240V AC control supply.

For details on non-standard references, technical parameters, stockable and non-stockable status, please contact Customer Care Centre.

NORMAL STOCK ITEMS

W.E.F. June 1, 2021

ComPact NS

Simply A Step Ahead

Circuit breakers and switch-disconnectors from 800 to 3200A

- Category B MCCBs
- Ethernet based monitoring, control, alarm notification for energy, asset and network management
- Built-in energy metering with combined accuracy class of 2% for improved energy efficiency Total Discrimination



2 sizes:

from 800 to 3200A



ComPact NS800A to 1600



ComPact NS1600b to 3200



Micrologic without Display

Micrologic A

Micrologic E

Micrologic P

LB 200kA	■	■			
L 150kA	■	■	■		
H 70kA	■	■	■	■	■
N 50kA	■	■	■	■	■
	NS630b	NS800	NS1000	NS1250	NS1600
H 85kA	■	■	■	■	
N 70kA	■	■	■	■	
	NS1600b	NS2300	NS2500	NS3200	

For details on non-standard references, technical parameters, stockable and non-stockable status, please contact Customer Care Centre.

☑ NORMAL STOCK ITEMS

W.E.F. June 1, 2021

With Micrologic Trip Units (Common for ACBs & MCCBs) - Unique Feature of Schneider Electric devices



With Micrologic 2.0 Manual Fixed

- LED overload alarm indicator
- Test Facility
- Adjustable neutral protection - N, N/2, OFF for 4 Pole MCCBs
- Adjustable overload (Ir) 0.4 - 1 x In
- Short circuit (Instantaneous) 1.5 - 10 x Ir

Breaking Capacity Icu as per IEC 60947-2	Rated Current [A]	Three Pole Reference	Unit MRP [₹]	Four Pole Reference	Unit MRP [₹]
With Direct Rotary Handle					
50kA	800	INA_3P33466D <input checked="" type="checkbox"/>	75850	INA_4P33469D	99230
	1000	INA_3P33472D	97360	INA_4P33475D	141260
With Extended Rotary Handle					
50kA	800	INA_3P33466E <input checked="" type="checkbox"/>	80460	INA_4P33469E <input checked="" type="checkbox"/>	104540
	1000	INA_3P33472E <input checked="" type="checkbox"/>	104650	INA_4P33475E <input checked="" type="checkbox"/>	150720
	1250	INA_3P33478E <input checked="" type="checkbox"/>	124880	INA_4P33480E	190320

With Micrologic 6.0.A Manual Fixed

- LED overload alarm indicator
- Test Facility
- Adjustable neutral protection - N, N/2, OFF
- With ammeter display & bargraph (Bargraph is unique feature of Schneider MCCB)
- Zone Selective Interlocking
- Communication optional
- Individual fault indication by LED



Breaking Capacity Icu as per IEC 60947-2	Rated Current [A]	Three Pole Reference	Unit MRP [₹]	Four Pole Reference	Unit MRP [₹]
With Direct Rotary Handle					
50kA	800	INA_3P96466D	107440	INA_4P96469D	130820
	800	INA_3P96467D	124300	INA_4P96470D	150090
70kA	1000	INA_3P96473D	154250	INA_4P96476D	216040
With Extended Rotary Handle					
50kA	800	INA_3P96466E	112860	INA_4P96469E	137060
	1000	INA_3P96472E	135080	INA_4P96475E	193090
	1250	INA_3P96478E	154990	INA_4P96480E	216950
70kA	800	INA_3P96467E	130350	INA_4P96470E	156900
	1000	INA_3P96473E	161060	INA_4P96476E	224800

Remarks: Trip Unit Micrologic 6.0.A

Parameter	Description	Setting
Ir	Adjustable Overload Current	0.4 - 1 x In
tr	Adjustable Overload time delay	0.5 - 24 sec
I _{sd}	Adjustable Short Circuit Current	1.5 - 10 x Ir
tsd	Adjustable Short Circuit time delay	0.1 - 0.4sec & OFF (I _r ² ON/OFF)
I _i	Adjustable Instantaneous Current	2 - 15 x In & OFF
I _g	Adjustable Earth Fault Current	0.2 - In (for <1250A) / 500 - 1200A (for >=1250A)
tg	Adjustable Earth Fault time delay	0.1 - 0.4sec & OFF (I _r ² ON/OFF)

Display shows readings of I1,I2,I3, In & Earth Fault Current Value. Also Maximeters of Three Phase Currents are stored & displayed.

LED bargraph shows the % loading on each phase

Note: For above MCCB with trip unit Micrologic 5.0, 5.0A, 5.0P, 6.0P and MCCB with higher breaking capacities, contact our nearest Sales Office

Functionality of all the above Micrologic is same as that of MasterPact NT/NW ACB.

For details on non-standard references, technical parameters, stockable and non-stockable status, please contact Customer Care Centre.

NORMAL STOCK ITEMS

W.E.F. June 1, 2021



With Micrologic 6.0E Manual Fixed (With Embedded Energy Metering)

- LED overload alarm indicator
- Measurement: Ammeter, current demand, voltages (ph-ph, ph-N & unbalance), Power (P,Q,S), power factor, power demand, Energy (Ep, Eq, Es)
- Adjustable neutral protection - N, N/2, OFF
- With ammeter display & bargraph ## (Bargraph is unique feature of Schneider MCCB)
- Zone Selective Interlocking
- Communication optional
- Individual fault indication by LED

Breaking Capacity Icu as per IEC 60947-2	Rated Current [A]	Three Pole Reference	Unit MRP [₹]	Four Pole Reference	Unit MRP [₹]
With Direct Rotary Handle					
50kA	1000	INA_10N3PFM6ED1	160955	INA_10N4PFM6ED1	206575
	1250	INA_12N3PFM6ED1	178560	INA_12N4PFM6ED1	246430
70kA	800	INA_8H3PFM6ED1	149570	INA_8H4PFM6ED1	182085
	1000	INA_10H3PFM6ED1	190515	INA_10H4PFM6ED1	262710
	1250	INA_12H3PFM6ED1	219105	INA_12H4PFM6ED1	284585
With Extended Rotary Handle					
50kA	800	INA_8N3PFM6EE1	123525	INA_8N4PFM6EE1	150745

Remarks: Trip Unit Micrologic 6.0E

Parameter	Description	Setting
Ir	Adjustable Overload Current	0.4 - 1 x In
tr	Adjustable Overload time delay	0.5 - 24 sec
I _{sd}	Adjustable Short Circuit Current	1.5 - 10 x Ir
t _{sd}	Adjustable Short Circuit time delay	0.1 - 0.4sec & OFF (I ² t ON/OFF)
I _i	Adjustable Instantaneous Current	2 - 15 x In & OFF
I _g	Adjustable Earth Fault Current	0.2 - In (for <1250A) / 500 - 1200A (for >=1250A)
t _g	Adjustable Earth Fault time delay	0.1 - 0.4sec & OFF (I ² t ON/OFF)

Display shows readings of I1, I2, I3, In & Earth Fault Current Value. Also Maximeters of Three Phase Currents are stored & displayed. LED bargraph shows the % loading on each phase

Note: For above MCCB with trip unit Micrologic 5.0, 5.0A, 5.0P, 6.0P and MCCB with higher breaking capacities, contact our nearest Sales Office. Functionality of all the above Micrologic is same as that of MasterPact NT/NW ACB.

For details on non-standard references, technical parameters, stockable and non-stockable status, please contact Customer Care Centre.

NORMAL STOCK ITEMS

W.E.F. June 1, 2021

With Micrologic Trip Units (Common for ACBs & MCCBs) - Unique Feature of Schneider Electric devices



With Micrologic 2.0 Electrical Fixed

- LED overload alarm indicator
- Test Facility
- Adjustable neutral protection - N, N/2, OFF for 4 Pole MCCBs
- Adjustable overload (Ir) 0.4 - 1 x In
- Short circuit (instantaneous) 1.5 - 10 x Ir

Breaking Capacity Icu as per IEC 60947-2	Rated Current [A]	Three Pole Reference	Unit MRP [₹]	Four Pole Reference	Unit MRP [₹]
For Control Voltage 220/240V AC					
50kA	800	INA_3P93280_20	135865	INA_4P93284_20	154305
	1000	INA_3P93290_20	159900	INA_4P93294_20	208855
	1250	INA_3P93300_20	181380	INA_4P93304_20	250820



With Micrologic 6.0.A Electrical Fixed

- LED overload alarm indicator
- Test Facility
- Adjustable neutral protection - N, N/2, OFF
- With ammeter display & bargraph ## (Bargraph is unique feature of Schneider MCCB)
- Zone Selective Interlocking
- Communication optional
- Individual fault indication by LED

Breaking Capacity Icu as per IEC 60947-2	Rated Current [A]	Three Pole Reference	Unit MRP [₹]	Four Pole Reference	Unit MRP [₹]
For Control Voltage 220/240V AC					
50kA	800	INA_3P96280_20	171085	INA_4P96284_20	197130
	1000	INA_3P96290_20	195125	INA_4P96294_20	357205
For Control Voltage 415V AC					
50kA	1000	INA_3P96290_40	195125	INA_4P96294_40	244090
	1250	INA_3P96300_40	208270	INA_4P96304_40	275025

Remarks: Trip Unit Micrologic 6.0.A

Parameter	Description	Setting
Ir	Adjustable Overload Current	0.4 - 1 x In
tr	Adjustable Overload time delay	0.5 - 24 sec
Isd	Adjustable Short Circuit Current	1.5 - 10 x Ir
tsd	Adjustable Short Circuit time delay	0.1 - 0.4sec & OFF (I²t ON/OFF)
Ii	Adjustable Instantaneous Current	2 - 15 x In & OFF
Ig	Adjustable Earth Fault Current	0.2 - In (for <1250A) / 500 - 1200A (for >=1250A)
tg	Adjustable Earth Fault time delay	0.1 - 0.4sec & OFF (I²t ON/OFF)

Display shows Readings of I1,I2,I3, In & Earth Fault Current Value. Also Maximeters of Three Phase Currents are stored & displayed. LED bargraph shows the % loading on each phase

Note: For above MCCB with trip unit Micrologic 5.0, 5.0A, 5.0P, 6.0P and MCCB with higher breaking capacities, contact our nearest Sales Office. Functionality of all the above Micrologic is same as that of MasterPact NT/NW ACB.

For details on non-standard references, technical parameters, stockable and non-stockable status, please contact Customer Care Centre.

NORMAL STOCK ITEMS

W.E.F. June 1, 2021

Accessories

For ComPact NS800 - 1600A

Type	Voltage	Shunt Release Reference	Unit MRP [₹]	Undervoltage Reference	Unit MRP [₹]
Voltage Releases					
AC 50/60 Hz	24 V	33659	7050	33668	7050
	48 V	33660		33669	
	110-130 V	33661 <input checked="" type="checkbox"/>	7060	33670	
	220-240 V	33662 <input checked="" type="checkbox"/>	7050	33671 <input checked="" type="checkbox"/>	
	380-415 V	33664		33673 <input checked="" type="checkbox"/>	
DC	24 V	33659	7050	33668	
	48 V	33660		33669	
	125 V	33661 <input checked="" type="checkbox"/>	7060	33670	
	250 V	33662 <input checked="" type="checkbox"/>	7050	33671 <input checked="" type="checkbox"/>	
Description				NS800 to 1600 Reference	Unit MRP [₹]
Spreaders (Set of 3) 3P				33622 <input checked="" type="checkbox"/>	11415
Spreaders (Set of 4) 4P				33623 <input checked="" type="checkbox"/>	14160

For details on non-standard references, technical parameters, stockable and non-stockable status, please contact Customer Care Centre.

 NORMAL STOCK ITEMS

W.E.F. June 1, 2021

EasyPact EZC

Safe, Reliable and Easy



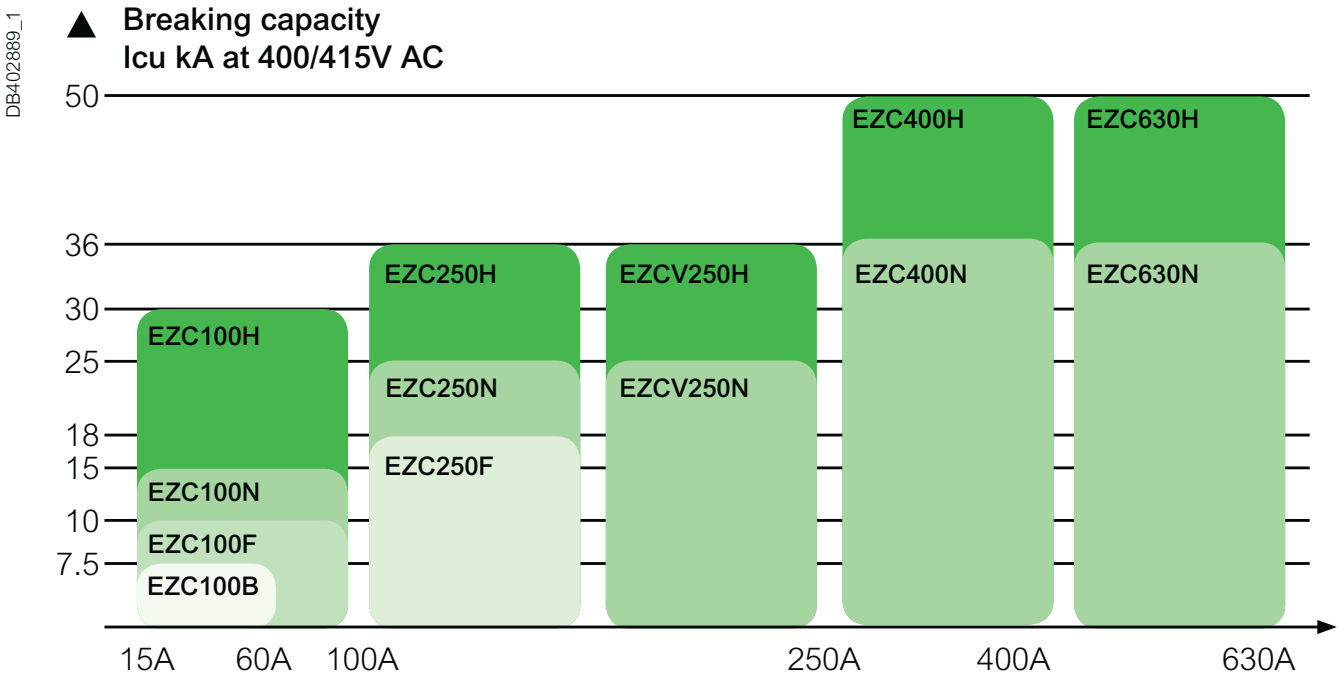
With just three sizes of circuit breakers, Schneider Electric's **EasyPact EZC** system is the simple, universal solution, particularly

adapted to Buildings and OEM segments

- Suitability for Isolation ensures safety
- Compliance to RoHS (Restriction of Hazardous Substances) for environment safety

Range Details:

- Global MCCB offer from 15A to 600A
- Breaking capacity upto 50kA @ 415 V AC
- 1P, 2P, 3P and 4P versions available
- EZC AC version is suitable for DC applications upto 250V DC (15A to 250A breaking capacity up to 30kA)



With Fixed Thermal Magnetic Trip Unit (TMD)

- Conforms to IEC60947-2
- Suitable for isolation

BREAKING CAPACITY Icu AS PER IEC 60947-2	Rated Current	Three Pole Reference	Unit MRP ₹
"10 kA @ 415V AC 5kA @ 250V DC (2pole in series)"	16A	EZC100F3016	3230
	20A	EZC100F3020	
	25A	EZC100F3025	
	32A	EZC100F3032	
	40A	EZC100F3040	
	50A	EZC100F3050	
	63A	EZC100F3063	
	80A	EZC100F3080	
	100A	EZC100F3100	
"18 kA @ 415V AC 5kA @ 250V DC (2pole in series)"	125A	EZC250F3125	7870
	150A	EZC250F3150	7920
	160A	EZC250F3160	8980
	175A	EZC250F3175	11030
	200A	EZC250F3200	
Breaking Capacity Icu as per IEC 60947-2	Rated Current	Three Pole Reference	Unit MRP ₹
"18 kA @ 415V AC 5kA @ 250V DC (2pole in series)"	250A	EZC250F3250	12900
Breaking Capacity Icu as per IEC 60947-2	Rated Current	Single Pole	Unit MRP ₹
"18 kA @ 240V AC 5kA @ 125V DC "	16A	EZC100N1016	2480
	20A	EZC100N1020	
	25A	EZC100N1025	
	32A	EZC100N1032	
	40A	EZC100N1040	
	50A	EZC100N1050	
	63A	EZC100N1063	
	80A	EZC100N1080	
	100A	EZC100N1100	
Breaking Capacity Icu as per IEC 60947-2	Rated Current	Two Pole Reference	Unit MRP ₹
"50 kA @ 240V AC 10kA @ 250V DC (2pole in series)"	16A	EZC100H2016	4035
	20A	EZC100H2020	
	25A	EZC100H2025	
	32A	EZC100H2032	
	40A	EZC100H2040	
	50A	EZC100H2050	
	63A	EZC100H2063	
	80A	EZC100H2080	
	100A	EZC100H2100	
"85 kA @ 240V AC 30kA @ 250V DC (2pole in series)"	125A	EZC250H2125	8320
	150A	EZC250H2150	9800
	160A	EZC250H2160	9800
	175A	EZC250H2175	11800
	200A	EZC250H2200	
Breaking Capacity Icu as per IEC 60947-2	Rated Current	Three Pole Reference	Unit MRP ₹
"85 kA @ 240V AC 30kA @ 250V DC (2pole in series)"	250A	EZC250H2250	12145

Note:

- Contact customer care for 1P(up to 100A) and 2P (up to 250A) requirements.

For details on non-standard references, technical parameters, stockable and non-stockable status, please contact Customer Care Centre.

NORMAL STOCK ITEMS

W.E.F. June 1, 2021

Breaking Capacity Icu as per IEC 60947-2	Rated Current	Three Pole Reference	Unit MRP [₹]	Four Pole Reference	Unit MRP [₹]
"30 kA @ 415V AC 10kA @ 250V DC (2pole in series)"	15A	EZC100H3015	5480	EZC100H4015	7590
	20A	EZC100H3020		EZC100H4020	
	25A	EZC100H3025		EZC100H4025	
	32A	EZC100H3032		EZC100H4032	
	40A	EZC100H3040		EZC100H4040	
	50A	EZC100H3050		EZC100H4050	
	63A	EZC100H3063		EZC100H4063	
	80A	EZC100H3080		EZC100H4080	
	100A	EZC100H3100		EZC100H4100	
	"25 kA @ 415V AC 20kA @ 250V DC (2pole in series)"	125A		EZC250N3125	
160A		EZC250N3160	9770	EZC250N4160	13080
200A		EZC250N3200	11595	EZC250N4200	14625
Breaking Capacity Icu as per IEC 60947-2	Rated Current	Three Pole Reference	Unit MRP [₹]	Four Pole Reference	Unit MRP [₹]
"25 kA @ 415V AC 20kA @ 250V DC (2pole in series)"	250A	EZC250N3250	13250	EZC250N4250	17140
Breaking Capacity Icu as per IEC 60947-2	Rated Current	Three Pole Reference	Unit MRP [₹]	Four Pole Reference	Unit MRP [₹]
"36 kA @ 415V AC 30kA @ 250V DC (2pole in series)"	125A	EZC250H3125	8080	EZC250H4125	10890
	160A	EZC250H3160	10580	EZC250H4160	13310
	200A	EZC250H3200	13140	EZC250H4200	17750
Breaking Capacity Icu as per IEC 60947-2	Rated Current	Three Pole Reference	Unit MRP [₹]	Four Pole Reference	Unit MRP [₹]
"36 kA @ 415V AC 30kA @ 250V DC (2pole in series)"	250A	EZC250H3250	14690	EZC250H4250	19840
	320A	EZC400H3320N	21990	EZC400H4320N	25370
	400A	EZC400H3400N	22690	EZC400H4400N	30380
	500A	EZC630H3500N	30890	EZC630H4500N	40150
	600A	EZC630H3600N	32190	EZC630H4600N	41965
"50 kA @ 415V AC"					

Note:

- Contact customer care for 1P(up to 100A) and 2P (up to 250A) requirements

Description	EZC100 Reference	Unit MRP [₹]	EZC250 Reference	Unit MRP [₹]
Auxiliary Contacts (changeover) Multifunction				
Auxiliary Switch 1 C/O	EZAUX10 <input checked="" type="checkbox"/>	970	EZEAX <input checked="" type="checkbox"/>	1180
Alarm Switch 1 C/O	EZAUX01		EZEAL <input checked="" type="checkbox"/>	
Alarm - Auxiliary Switch	EZAUX11 <input checked="" type="checkbox"/>	1440	EZEAXAL	1710
Spreaders				
Spreaders *(Set Of 3) 3P	EZASPDR3P <input checked="" type="checkbox"/>	390	EZESPDR3P <input checked="" type="checkbox"/>	590
Spreaders *(Set Of 4) 4P	EZASPDR4P <input checked="" type="checkbox"/>	520	EZESPDR4P	750
Phase Barriers				
	EZAFASB2	245	EZEFASB2	340
Rotary Handle				
Direct Rotary handle	EZAROTDS <input checked="" type="checkbox"/>	1370	EZEROTDS	1710
Extended Rotary handle	EZAROTE	2030	EZEROTE	2030
Shunt Release				
AC				
100-130 V	EZASHT100AC	2080	EZESHT100AC	2080
200-277 V	EZASHT200AC <input checked="" type="checkbox"/>		EZESHT200AC <input checked="" type="checkbox"/>	
380-480 V	EZASHT380AC		EZESHT400AC	
DC				
24 V	EZASHT024DC	1580	EZESHT024DC	2080

Description	EZC 400/600 Reference	Unit MRP [₹]
Auxiliary Contacts		
OF or SD or SDE	29450	920
Spreaders		
Spreaders (Set of 3) 3P	32492	1460
Spreaders (Set of 4) 4P	32493	1860
Phase Barriers (Set of 6)		
	LV432570	850
Rotary Handle		
Direct Rotary handle	LV432597	1980
Extended Rotary handle	LV432598	3300
Shunt Release		
AC 220-240 V 50/60 Hz	LV429387	2100

For details on non-standard references, technical parameters, stockable and non-stockable status, please contact Customer Care Centre.

NORMAL STOCK ITEMS

W.E.F. June 1, 2021

Unique Modular Ground Fault Protection

Earth Fault Protection for EasyPact CVS/ ComPact NSX MCCBs

Modular Device for EasyPact CVS/ ComPact NSX Range Moulded Case Circuit Breakers

- Adjustable earth fault sensitivity selection 10 to 60%
- Adjustable time delay Inst/ 0.5 - 3 sec.
- System healthiness check through LED indication
- Individual fault indication for OL/SC, EF when used with ComPact NSX & EasyPact CVS (Optional)
- Test facility to check healthiness of earth fault protection system without tripping MCCB
- Suitable for 3P3W & 3P4W electrical distribution network



Protection of electrical distribution network against fire



MCCB Frame	Relay Module rated current	3 Ph + 3W Reference	Unit MRP [₹]	3 Ph + 4W Reference	Unit MRP [₹]
CVS/NSX100	32, 40, 50, 63, 80, 100	GFP11CT13P <input checked="" type="checkbox"/>	6220	GFP11CT14P <input checked="" type="checkbox"/>	6810
CVS/NSX 160 / 250	125, 160, 200, 250	GFP12CT23P <input checked="" type="checkbox"/>	7060	GFP12CT24P <input checked="" type="checkbox"/>	7980
CVS/NSX 400 / 630	400, 630	GFP13CT33P <input checked="" type="checkbox"/>	10680	GFP13CT34P <input checked="" type="checkbox"/>	11660

Note: Kindly order one no. Shunt trip coil along with one Ground Fault Protection Module for CVS100 to 630. Order one auxiliary contact alongwith shunt coil for CVS800.

For details on non-standard references, technical parameters, stockable and non-stockable status, please contact Customer Care Centre.

NORMAL STOCK ITEMS

W.E.F. June 1, 2021

Earth Leakage Protection is obtained by:

- Installing a Micrologic 7.0.A control unit (ComPact NS800 - 3200A/ MasterPact NT/NW ACB)
- Using Vigirex Relays and separate Toroids or Rectangular Sensors

Vigirex Relays



Vigirex Relays along with Vigirex Sensors, may be used to add external Earth Leakage Protection to Circuit Breakers

- Sensitivity Adjustments from 30mA to 30A and time delay settings from (0-4.5 seconds)
- Closed Toroid up to 630A (30 to 300mm in diameter), Split Toroid up to 250A (46 to 110mm in diameter) or
- Rectangular sensor up to 3200A
- 400Hz Distribution System

Note: For further details, please contact our nearest Sales Office.

Type	Control Voltage	Din rail mount Reference	Unit MRP [₹]	Front panel mount Reference	Unit MRP [₹]
RH10 with local manual fault reset	220/240VAC	56130	13050	56230	14335
Sensitivity=0.03A	380/415VAC	56140		56240	20275
RH99 with local manual fault reset	220/240VAC	56173	19715	56273	21345
Sensitivity = 0.03- 30A & time delay= 0-4.5s	380/415VAC	56174	21740	56274	22410
RH197P with local manual or automatic fault reset	220/240VAC		-	56507*	24130
Sensitivity = 0.03- 30A & time delay= 0-4.5s	380/415VAC		-	56508*	49115
RH197P with local manual or automatic fault reset	220/240VAC		-	56512**	47245
Sensitivity = 0.03- 30A & time delay= 0-4.5s	380/415VAC		-	56513**	25585

* alarm at 50% of fault threshold

** alarm at 100% of fault threshold

Vigirex Sensors



Type	Ie(A) Rated Operational Current	Inside Diameter (mm)	Reference	Unit MRP [₹]
TA30	65	30	50437	8320
PA50	85	50	50438	11595
IA80	160	80	50439	13805
MA120	250	120	50440	16605
SA200	400	200	50441	25800
GA300	630	300	50442	54935

Note: For vigirex relay with monitoring and communication facility, contact nearest sales office.

For details on non-standard references, technical parameters, stockable and non-stockable status, please contact Customer Care Centre.



For Low Voltage Circuit Control and Isolation - Incomers for Distribution Boards

- Conforms to IEC 60947-3/IS 13947 - 3
- Rated operational voltages 500V/690V
- Range 40A to 2500A
- Rated operational current @ AC 23A
- No deration upto 60° C
- Positive contact indication
- Common accessories with ComPact NSX/single auxillary contact
- Making capacity enhanced with ComPact NSX upstream

Pole Description	Rated Operational Current	Reference	Unit MRP [₹]
------------------	---------------------------	-----------	--------------

Interpact Range of Switch Disconnectors

3-Pole	40 A AC-23A	28900	5480
	63 A AC-23A	28902	6620
	100 A AC-23A	28908	7810
	125 A AC-23A	28910	8510
	160 A AC-23A	28912	9480
	200 A AC-23A	31102	16480
	250 A AC-23A	31106	17400
	320 A AC-23A	31108	28340
	400 A AC-23A	31110	31930
4-Pole	630 A AC-23A	31114	32850
	40 A AC-23A	28901	6120
	63 A AC-23A	28903	7240
	100 A AC-23A	28909	8510
	125 A AC-23A	28911	9490
	160 A AC-23A	28913	10480
	200 A AC-23A	31103	18400
	250 A AC-23A	31107	19320
	320 A AC-23A	31109	32830
400 A AC-23A	31111	33900	
630 A AC-23A	31115	38000	

Interpact Changeover Systems (Complete Assembly)

3-Pole	100 A AC-23A	31140	48770
	160 A AC-23A	31144	53085
	200 A AC-23A	31142	58380
	250 A AC-23A	31146	60005
	320 A AC-23A	31148	99225
	400 A AC-23A	31150	105940
4-Pole	630 A AC-23A	31154	107775
	100 A AC-23A	31141	55625
	160 A AC-23A	31145	60840
	200 A AC-23A	31143	68890
	250 A AC-23A	31147	71285
	320 A AC-23A	31149	108230
400 A AC-23A	31151	111740	
630 A AC-23A	31155	127920	

Description	Reference	Unit MRP [₹]
-------------	-----------	--------------

Accessories

Optional front extended rotary handle INS 250 - black handle (Switch Disconnector)	LV431050	4850
Optional front extended rotary handle INS 320..630 - black handle (Switch Disconnector)	31052	6850
Optional front extended rotary handle INS 40..160 - black handle (Switch Disconnector)	LV428941	2465
6 phase separators - INS100..160	28959	1080
6 phase separators - INS250	29329	1230
6 phase separators - INS400..630	LV432570	850

For details on non-standard references, technical parameters, stockable and non-stockable status, please contact Customer Care Centre.

NORMAL STOCK ITEMS

W.E.F. June 1, 2021



Fuse solutions from the world leader in electrical distribution

- The most complete fuse device offer in single and double break - switch disconnector fuses, fuse switch disconnectors and disconnector fuses
- Double break and Single break offer.
- Short-circuit and overload protection
- Isolation
- On-load switching of circuits

Range Details: NX range Switch Disconnecter Fuse

- 32A to 630A TP, TPN & FP version suitable for DIN/BS fuses.
- 4 break and 8 arcing zones
- IP20 Fuse protection cover is standard.

Range Details: ISFT range Fuse Switch Disconnecter

- 100A to 630A TP, version suitable for DIN fuses.
- Single breaking and direct connection to busbars
- isolation with positive contact indication when the fuse-carrier assembly is in the open position (OFF).

Range Details: ISFL range Vertical Fuse Switch Disconnecter

- 160A to 1250A TP, version suitable for DIN fuses.
- Single breaking and direct connection to busbars
- Two versions i.e Single pole or Three pole operation

- Complete Range from 32 to 630A in TP, TP+N & FP version suitable for DIN/BS fuses.
- 4 breaks and 8 arcing points
- IP20 Fuse Protection Cover is standard
- Higher Mechanical and Electrical life.

Without Enclosure

Rated Operational Current	Poles Description	DIN Type Reference	Unit MRP [₹]
32 A	3P + N	NX032TPNDI <input checked="" type="checkbox"/>	2860
63 A	3P + N	NX063TPNDI <input checked="" type="checkbox"/>	3790
80 A	3P + N	NX080TPNDI	7160
100 A	3P	NX100TPXDI	7970
	3P + N	NX100TPNDI <input checked="" type="checkbox"/>	8210
125 A	3P	NX125TPXDI <input checked="" type="checkbox"/>	9310
	3P + N	NX125TPNDI <input checked="" type="checkbox"/>	10070
160 A	3P + N	NX160TPNDI <input checked="" type="checkbox"/>	10980
200A	3P + N	NX200TPNDI <input checked="" type="checkbox"/>	14100
	3P	NX250TPXDI	16620
250 A	3P + N	NX250TPNDI <input checked="" type="checkbox"/>	16960
	4P	NX250FPXDI	20320
315 A	3P + N	NX315TPNDI <input checked="" type="checkbox"/>	21000
400 A	3P + N	NX400TPNDI <input checked="" type="checkbox"/>	28730
630 A	3P	NX630TPXDI	41230
	3P + N	NX630TPNDI <input checked="" type="checkbox"/>	41790

Accessories/Spares

Description	Reference	Unit MRP [₹]
NX032/NX063/NX080		
Auxiliary contact for FuPact	NXAA11 <input checked="" type="checkbox"/>	605
Handle operating mechanism (HOM) NX032...NX080	NXR1	545
NX100/NX125/NX160		
Auxiliary contact for FuPact	NXBA11 <input checked="" type="checkbox"/>	705
Fuse holder DIN for BS type NX100...NX160	NXHB21	270
Handle operating mechanism NX100...NX160	NXR2 <input checked="" type="checkbox"/>	1030
NX200		
Auxiliary contact for FuPact	NXBA11 <input checked="" type="checkbox"/>	705
Fuse holder for BS type NX200	NXHB22	280
Fuse holder for DIN NX200	NXHD22	320
Handle operating mechanism NX200	NXR2 <input checked="" type="checkbox"/>	1030
NX250/315/400		
Auxiliary contact for FuPact	NXBA11 <input checked="" type="checkbox"/>	705
Handle operating mechanism for NX250...NX400	NXR3	1065
NX630		
Auxiliary contact for FuPact	NXBA11 <input checked="" type="checkbox"/>	705

Note: For other versions please contact our nearest Sales Office.

Future of Power Distribution

MasterPact MTZ

LV Circuit Breakers & Switch Disconnectors
from 630A to 6300A



NOW, YOU'RE READY...

Built on the legendary performance and reliability of the MasterPact range.

MasterPact MTZ circuit breakers prepare you for the future of power distribution with smart connectivity, remote monitoring, and easy customization via digital modules.

- Intuitive EcoStruxure Power Device App smartphone app for easy operation and maintenance
- Precise Class 1 power meter built in for energy-saving capabilities
- Easy customization with digital modules
- Intuitive MicroLogic™ X control unit
- Easy installation using established architectures
- Seamless integration with building and energy management systems with EcoStruxure architectures
- Designed and tested to applicable standards for ANSI, UL, and IEC
- Low migration cost from MasterPact NT/NW to MasterPact MTZ



With MasterPact MTZ breakers, enhanced performance and connectivity equip you for the future of power distribution.

- Available from 630A to 6300A
 - Breaking capacity upto 150kA
 - Fixed & Draw-Out version
-



MasterPact MTZ

A new digital user experience

With the MasterPact MTZ circuit breaker, every stage of the project - from designing and configuring to operating and maintaining - is streamlined using its digital capabilities.

DESIGN



EcoStruxure Power Design software
Single-line diagram design software that calculates and sizes your electrical installation.

EcoStruxure Power Build software
Quick configuration and quotation tool for switchboards.

CONFIGURE AND ORDER



Product Selector
Configure MasterPact MTZ to save time and ensure accuracy.

MySE
Order your MasterPact MTZ online

BUILD AND COMMISSION



EcoStruxure Power Commission software
Commission and upgrade easily with protection setting and factory-acceptance test.

OPERATE AND MAINTAIN



EcoStruxure Power monitoring software
Power Monitoring Expert
Power SCADA Operation
Building Operation
Facility Advisor

Monitor with EcoStruxure Power software
Obtain data visualization and reporting for increased efficiency.

Remote, continuous notifications

The Facility Expert maintenance logbook app.
Track facility data and receive alerts in case of power events and scheduled maintenance.



Operate with MicroLogic X control unit

Locally in the facility room
Status "at a glance"



Operate with your smartphone

Locally in the facility room



Bluetooth
NFC Ecostruxure Power Device App

Android



iOS



CUSTOMIZE OR UPGRADE



GoDigital store
Purchase additional digital modules for even more visibility and efficiency over the MasterPact MTZ circuit breaker life cycle.

Overview of MicroLogic X Trip Unit

Measurement

Energy management is the challenge of present & future generations. To meet this requirement MicroLogic X incorporates all the measuring functions of a power meter including **Energy Class 1 accuracy** third-party certified.

Maintenance & Diagnostics

Optimal continuity of services as well as extended life of equipment is one of customers main concerns. For that purpose **MicroLogic X integrates new extended diagnosis** and assistance to maintenance.

Protection

Improvement of the reliability of MicroLogic X, dual settings and additional facilities **increase the performance and the flexibility** of low voltage systems of protection.



14 Optional 24/7 downloadable digital modules dedicated to upgrading MicroLogic X

- Undervoltage and overvoltage
- Underfrequency and overfrequency
- Reverse active power
- IDMTL overcurrent protection
- Directional overcurrent
- Ground-fault alarm
- Energy Reduction Maintenance Settings
- Energy per phase
- Individual harmonics analysis
- Power restoration assistant
- MasterPact operation assistant
- Waveform capture on trip event
- IEC 61850 for MasterPact MTZ
- Modbus legacy dataset

Communication

- It is now common practice to make available most of the information processed by a Protection Control Unit, locally for network operation and maintenance, as well as remotely for higher functions of control, monitoring, energy efficiency and assets management.
- To comply with this requirement, MicroLogic X control units **incorporate several channels of communication, including Ethernet, Modbus SL and wireless communication facilities**

The Benchmark for Power Circuit Breakers around the world

MasterPact NT/NW

LV power circuit breakers 630 to 6300 A



Network Protection



Supervision



ComPact

AIR PROCESS

MasterPact NT and NW

The Benchmark For Power Circuit Breakers Around The World



Ethernet ready MasterPact NT and NW breakers, setting the standard for performance, safety, connectivity and built-in metering; all in optimized frame sizes

- Ethernet based monitoring, control, alarm notification for energy, asset and network management
- Built-in energy metering with combined accuracy class of 2% for improved energy efficiency
- MasterPact is suitable for heavy duty applications



Building Energy Industry Datacenter
& Infrastructure

- MasterPact is an answer to specific applications:
 - 1000V for mining applications
 - Direct current networks
 - Corrosion protection
 - Switch disconnectors and earthing switches

Range Details:

- 630A to 6300A
- Breaking Capacity upto 150kA
- Fixed, Draw out type
- Flexible terminal orientation enables horizontal or vertical alignment changes in the field*

*Not Applicable for 4000A and 6300A

Micrologic Trip System Overview of functions

Micrologic name codes

2.0 E
X Y Z

X: type of protection

- 2 for basic protection
- 5 for selective protection
- 6 for selective + earth-fault protection
- 7 for selective + earth-leakage protection.

Y: control-unit generation

Identification of the control-unit generation.
"0" signifies the first generation.

Z: type of measurement

- E for "Energy"
- P for "power meter"
- H for "harmonic meter".

P: E + power meter + programmable protection

- measurements of V, A, W, VAR, VA, Wh, VARh, VAh, Hz, Vpeak, Apeak, power factor and maximeters and minimeters
- IDMTL long-time protection, minimum and maximum voltage and frequency, voltage and current imbalance, phase sequence, reverse power
- load shedding and reconnection depending on power or current
- measurements of interrupted currents, differentiated fault indications,
- maintenance indications, event histories and time-stamping, etc.

Measurements and programmable protection

- I_1, I_2, I_3, I_N , earth-fault, earth-leakage and maximeter for these measurements
- fault indications
- settings in amperes and in seconds.
- calculates the current demand value
- "Quickview" function for the automatic cyclical display of the most useful values (as standard or by selection).



H: P + harmonics

- power quality: fundamentals, distortion, amplitude and phase of harmonics up to the 31st order
- waveform capture after fault, alarm or on request
- enhanced alarm programming: thresholds and actions.

Solar PVDC ACB Offer

MasterPact NW HADCD - PV switch disconnectors



- 2000A and 4000A @ 1000V DC
- Short Circuit Withstand Capacity upto 85kA 1sec
- Fixed and Draw out type
- High Mechanical and Electrical life

ATS Kit

Suitable for MasterPact NT/ NW ACB

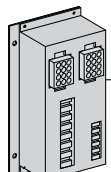
This Kit comprises of :

- Adaptation fixture & set of two cables for mechanical interlocking
- IVE unit for Electrical Interlocking
- ACP control Plate
- UA/BA controller

*Note: For ATS with MasterPact NT/NW ACB, order 2 nos. of ACB's with ready to close PF contact + 1 no. ATS Kit



ACP Unit



IVE Unit



Controller



Mechanical interlocking using cable

Description	Reference	Unit MRP [₹]
ATS Kit for MasterPact NT EDO type with BA 415VAC controller	INA_NTDOB4	168080
ATS Kit for MasterPact NT EDO type with UA 415VAC controller	INA_NTDOU4	192825
ATS Kit for MasterPact NW EDO type with BA 415VAC controller	INA_NWDOB4 <input checked="" type="checkbox"/>	182980
ATS Kit for MasterPact NW EDO type with UA 415VAC controller	INA_NWDOU4 <input checked="" type="checkbox"/>	232485

For details on non-standard references, technical parameters, stockable and non-stockable status, please contact Customer Care Centre.

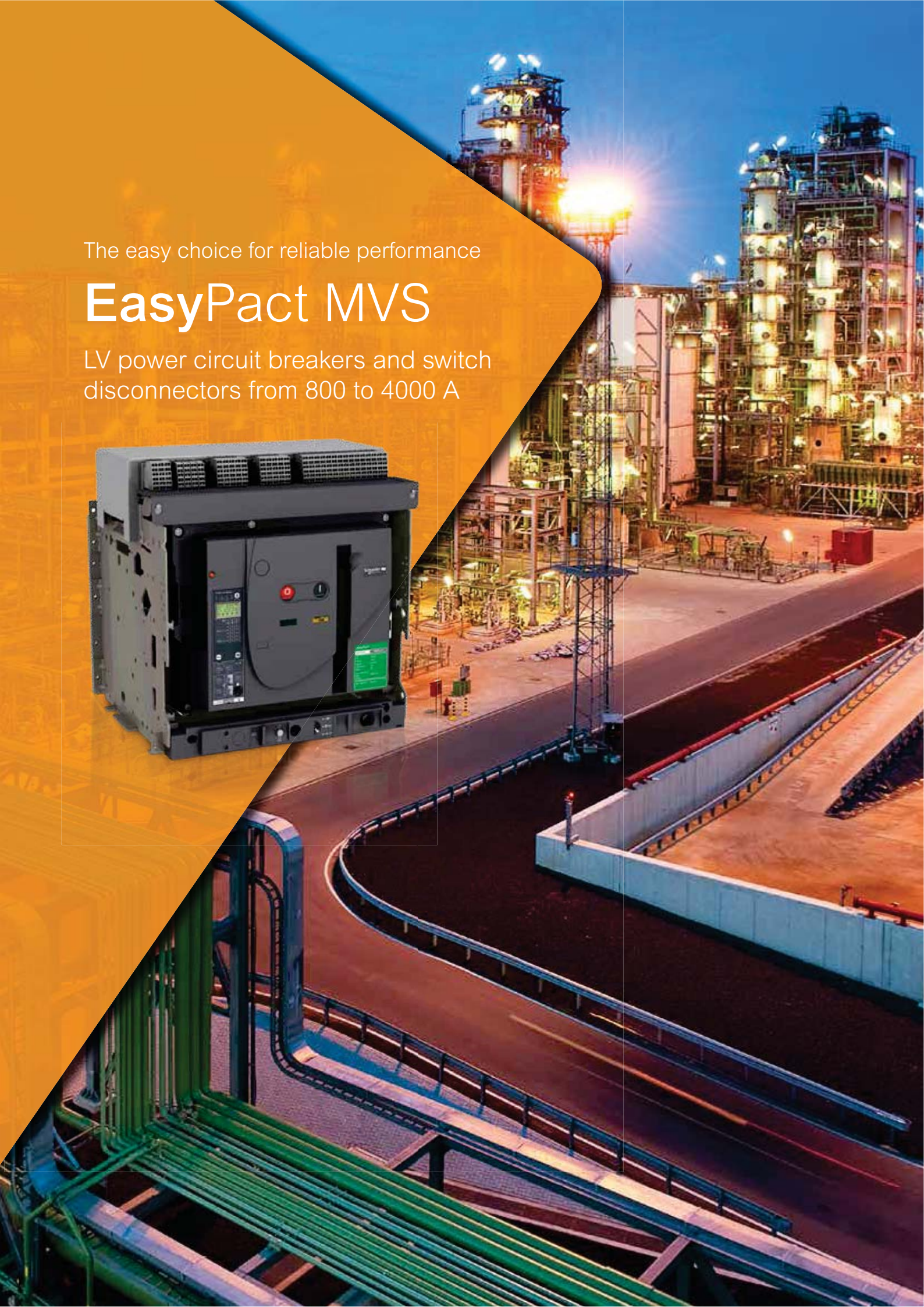
NORMAL STOCK ITEMS

W.E.F. June 1, 2021

The easy choice for reliable performance

EasyPact MVS

LV power circuit breakers and switch
disconnectors from 800 to 4000 A



EasyPact MVS

The easy choice for reliable performance



- Thermal memory ensures safe tripping in case of consecutive faults
- In-built ZSI feature facilitates intelligent discrimination and enhances installation life
- Mechanical ready to close features checks all safety parameters before closing for enhanced safety
- Trip unit with built in current & voltage metering for easy access to important electrical parameters
- Best in class break time of 25ms creates lower stress on installation
- Pollution degree 4 allows the breaker to operate in harsh environments
- LED bargraph ensures easy access to % phase wise loading information
- Ap protection feature standard in all trip units

Range Details:

- Single frame for 800A to 4000A
- Fixed, Draw out type
- Entire Range $I_{cu}=I_{cs}=I_{cw}=50kA / 65kA$ for 1sec @440V
- Suitability for applications up to 690 V
- Flexible terminal orientation enables horizontal or vertical alignment changes in the field*

*Not possible for 4000A

ET/ETA/ETV Trip System

A step towards intelligent Electrical Distribution Network



	ET TRIP UNIT	ETA Trip Unit	ETV TRIP UNIT
Features	Current Metering		●
	Voltage Metering		●
	ZSI	●	●
	% Loading Bar Graph for each phase	●	●
	Thermal Memory	●	●
	Last 10 Trip History		
Protection	2 (L, I)	2L	2A
		6G	6A

EasyPact ACB Communication Module



Connect



Control




Manage

Make Communication architecture affordable and Easy to maintain

- Connect, Control & Manage three ACBs from one communication module having RS485 port with Modbus RTU protocol.
 - a. Connect breaker ON/OFF status (OF) Breaker trip status (SDE), ready to close status (PF)
 - b. Control remote open/close of air circuit breakers.
 - c. Manage one analog input (4-20mA)



EasyPact MVS communication module connect and control ACB on Modbus Communication architecture.



Material Description	Reference	Unit MRP [€]
EasyPact MVS Communication module EasyCom	MVS21430	13705

For details on non-standard references, technical parameters, stockable and non-stockable status, please contact Customer Care Centre.

NORMAL STOCK ITEMS

W.E.F. June 1, 2021

EasyPact MVS Draw-out ACB

Draw-out type Circuit breakers and Switch Disconnectors 800-4000A



- Conforms to IS/ IEC 60947-2 & 3
- Microprocessor based ET trip systems with thermal memory
- No derating up to 50°C
- Zone Selective Interlocking
- Fully rated neutral with inbuilt protection
- Pre trip alarm & individual fault indicating LEDs
- ET6L provides Overload, Short-circuit, Instantaneous & Earth-fault protections
- Icu=Ics=Icw(1sec) = 50kA @ 440V AC

Draw-out Type circuit breaker with Microprocessor based ET6G Trip Unit (without display)

Rating In (A)	3P Draw-Out Manual Reference	Unit MRP [₹]	3P Draw-Out Electrical Reference	Unit MRP [₹]	4P Draw-Out Manual Reference	Unit MRP [₹]	4P Draw-Out Electrical Reference	Unit MRP [₹]
800	MVS08N3MW6L	222570	MVS08N3NW6L	283450	MVS08N4MW6L	279360	MVS08N4NW6L	340240
1000	MVS10N3MW6L	233820	MVS10N3NW6L	294700	MVS10N4MW6L	292680	MVS10N4NW6L	353560
1250	MVS12N3MW6L	260340	MVS12N3NW6L	321220	MVS12N4MW6L	324160	MVS12N4NW6L	385040
1600	MVS16N3MW6L	295890	MVS16N3NW6L	356770	MVS16N4MW6L	361040	MVS16N4NW6L	421920
2000	MVS20N3MW6L	386060	MVS20N3NW6L	446940	MVS20N4MW6L	474120	MVS20N4NW6L	535000
2500	MVS25N3MW6L	477280	MVS25N3NW6L	538160	MVS25N4MW6L	579980	MVS25N4NW6L	640860
3200	MVS32N3MW6L	577050	MVS32N3NW6L	637930	MVS32N4MW6L	707550	MVS32N4NW6L	768430
4000	MVS40N3MW6L	705760	MVS40N3NW6L	766640	MVS40N4MW6L	906650	MVS40N4NW6L	967530

EasyPact MVS Draw out ACB

ACB variants	LP changes for product Configuration w.r.t. ACB having ET6G trip unit.		How to arrive at new reference number*
Switch Disconnector version (without trip unit)	Reduce	₹19300	Example : ACB reference with ET6G trip unit - MVS08N3MW6L. For switch disconnector reference replace 6L by 0D i.e MVS08N3MW0D
ACB with ET6A trip unit (LCD display with Current Metering)	Add	₹9200	Example : ACB reference with ET6G trip unit - MVS08N3MW6L. For ACB reference with ET6A trip unit replace 6L by 6A i.e MVS08N3MW6A
ACB with ET6V trip unit (LCD display with Current Metering & Voltage Metering and Last 10 Trip History)	Add	₹21200	Example : ACB reference with ET6G trip unit - MVS08N3MW6L. For ACB reference with ET6V trip unit replace 6L by 6V i.e MVS08N3MW6V

*- Same Philosophy for 3 Pole/ 4 Pole and Manual/ Electrical References

Note:

All draw-out type circuit breakers will be supplied with:

- Top and Bottom horizontal terminations.
- 1 No. Electrical fault indication Contact (SDE).
- No. Auxiliary contact block (OF) with 4 C/O contacts.
- Safety shutters on Chassis & door sealing frame- Escutcheon (CDP).

- All electrical operated breakers are supplied with motor mechanism (MCH), closing coil (XF) & shunt release (MX) (Voltage ratings to be specified by customer & duty filled in ACB Order form)
- External Neutral CT required for highly un-balanced TP-N system has to be ordered at extra price.
- Any other accessories are optional at extra price.

For details on non-standard references, technical parameters, stockable and non-stockable status, please contact Customer Care Centre.

NORMAL STOCK ITEMS

W.E.F. June 1, 2021

EasyPact MVS Draw-out ACB

Draw-out type Circuit breakers and Switch Disconnectors 800-4000A



- Conforms to IS/ IEC 60947-2 & 3
- Microprocessor based ET trip systems with thermal memory
- No derating up to 50°C
- Fully rated neutral with inbuilt protection
- Pre trip alarm & individual fault indicating LEDs
- ET2L provides Overload & Short-circuit protections
- $I_{cu}=I_{cs}=I_{cw}(1\text{sec}) = 50\text{kA} @ 440\text{V AC}$

Draw-out Type circuit breaker with Microprocessor based ET2L Trip Unit (without display)

Rating In (A)	3P Draw-Out Manual Reference	Unit MRP [₹]	3P Draw-Out Electrical Reference	Unit MRP [₹]	4P Draw-Out Manual Reference	Unit MRP [₹]	4P Draw-Out Electrical Reference	Unit MRP [₹]
800	MVS08N3MW2L	215170	MVS08N3NW2L	276050	MVS08N4MW2L	271960	MVS08N4NW2L	332840
1000	MVS10N3MW2L	226420	MVS10N3NW2L	287300	MVS10N4MW2L	285280	MVS10N4NW2L	346160
1250	MVS12N3MW2L	252940	MVS12N3NW2L	313820	MVS12N4MW2L	316760	MVS12N4NW2L	377640
1600	MVS16N3MW2L	288490	MVS16N3NW2L	349370	MVS16N4MW2L	353640	MVS16N4NW2L	414520
2000	MVS20N3MW2L	378660	MVS20N3NW2L	439540	MVS20N4MW2L	466720	MVS20N4NW2L	527600
2500	MVS25N3MW2L	469880	MVS25N3NW2L	530760	MVS25N4MW2L	572580	MVS25N4NW2L	633460
3200	MVS32N3MW2L	569650	MVS32N3NW2L	630530	MVS32N4MW2L	700150	MVS32N4NW2L	761030
4000	MVS40N3MW2L	698360	MVS40N3NW2L	759240	MVS40N4MW2L	899250	MVS40N4NW2L	960130

EasyPact MVS Draw out ACB

ACB variants	LP changes for product Configuration w.r.t. ACB having ET2L trip unit.		How to arrive at new reference number*
ACB with ET2A trip unit (LCD display with Current Metering)	Add	₹4600	Example : ACB reference with ET2L trip unit - MVS08N3MW2L. For ACB reference with ET2A trip unit replace 2L by 2A i.e MVS08N3MW2A
ACB with ET2V trip unit (LCD display with Current Metering & Voltage Metering and Last 10 Trip History)	Add	₹13800	Example : ACB reference with ET2L trip unit - MVS08N3MW2L. For ACB reference with ET2V trip unit replace 2L by 2V i.e MVS08N3MW2V

AC* Same Philosophy for 3 Pole/ 4 Pole and Manual/ Electrical References

Note:

All draw-out type circuit breakers will be supplied with:

- Top and Bottom horizontal terminations.
- 1 No. Electrical fault indication Contact (SDE).
- 1 No. Auxiliary contact block (OF) with 4 C/O contacts.
- Safety shutters on Chassis & door sealing frame- Escutcheon (CDP).

- All electrical operated breakers are supplied with motor mechanism (MCH), closing coil (XF) & shunt release (MX).
- External Neutral CT required for highly un-balanced TP-N system has to be ordered at extra price.
- Any other accessories are optional at extra price.

For details on non-standard references, technical parameters, stockable and non-stockable status, please contact Customer Care Centre.

☑ NORMAL STOCK ITEMS

W.E.F. June 1, 2021

EasyPact MVS Fixed ACB

Fixed type Circuit breakers & Switch Disconnectors 800-4000A



- Conforms to IS/ IEC 60947-2 & 3
- Microprocessor based ET trip systems with thermal memory
- No derating up to 50° C
- Zone Selective Interlocking
- Fully rated neutral with inbuilt protection
- Pre trip alarm & individual fault indicating LEDs
- $I_{cu}=I_{cs}=I_{cw}(1\text{sec})=50\text{kA}@440\text{V AC}$

Fixed Type circuit breaker with Microprocessor based ET6G Trip Unit (without display)

Rating in (A)	3P Fix Manual Reference	Unit MRP [₹]	3P Fix Electrical Reference	Unit MRP [₹]	4P Fix Manual Reference	Unit MRP [₹]	4P Fix Electrical Reference	Unit MRP [₹]
800	MVS08N3MF6L	165960	MVS08N3NF6L	226840	MVS08N4MF6L	211010	MVS08N4NF6L	271890
1000	MVS10N3MF6L	181680	MVS10N3NF6L	242560	MVS10N4MF6L	229170	MVS10N4NF6L	290050
1250	MVS12N3MF6L	208810	MVS12N3NF6L	269690	MVS12N4MF6L	260880	MVS12N4NF6L	321760
1600	MVS16N3MF6L	231780	MVS16N3NF6L	292660	MVS16N4MF6L	299610	MVS16N4NF6L	360490
2000	MVS20N3MF6L	290680	MVS20N3NF6L	351560	MVS20N4MF6L	379890	MVS20N4NF6L	440770
2500	MVS25N3MF6L	354380	MVS25N3NF6L	415260	MVS25N4MF6L	447720	MVS25N4NF6L	508600
3200	MVS32N3MF6L	507280	MVS32N3NF6L	568160	MVS32N4MF6L	625890	MVS32N4NF6L	686770
4000	MVS40N3MF6L	624700	MVS40N3NF6L	685580	MVS40N4MF6L	783180	MVS40N4NF6L	844060

EasyPact MVS Fix ACB

ACB variants	LP changes for product Configuration w.r.t. ACB having ET6G trip unit.		How to arrive at new reference number*
Switch Disconnector version (without trip unit)	Reduce	₹19300	Example : ACB reference with ET6G trip unit - MVS08N3MF6L. For switch disconnector reference replace 6L by 0D i.e MVS08N3MF0D
ACB with ET6A trip unit (LCD display with Current Metering)	Add	₹9200	Example : ACB reference with ET6G trip unit - MVS08N3MF6L. For ACB reference with ET6A trip unit replace 6L by 6A i.e MVS08N3MF6A
ACB with ET6V trip unit (LCD display with Current Metering & Voltage Metering and Last 10 Trip History)	Add	₹21200	Example : ACB reference with ET6G trip unit - MVS08N3MF6L. For ACB reference with ET6V trip unit replace 6L by 6V i.e MVS08N3MF6V

* Same Philosophy for 3 Pole/ 4 Pole and Manual/ Electrical References

Note:

All Fix type circuit breakers will be supplied with:

- horizontal / vertical terminal
 - 1 No. Electrical fault indication Contact (SDE).
 - 1 No. Auxiliary contact block (OF) with 4 C/O contacts.
 - door sealing frame- Escutcheon (CDP).
- All switch disconnectors are without protection
 - All electrical operated breakers are supplied with motor mechanism (MCH), closing coil (XF) & shunt release (MX).
 - External Neutral CT required for highly un-balanced TP-N system has to be ordered at extra price.
 - Any other accessories are optional at extra price.

For details on non-standard references, technical parameters, stockable and non-stockable status, please contact Customer Care Centre.

NORMAL STOCK ITEMS

W.E.F. June 1, 2021

- Conforms to IS/ IEC 60947-2 & 3
- Microprocessor based ET trip systems with thermal memory
- No derating up to 50° C
- Fully rated neutral with inbuilt protection
- Pre trip alarm & individual fault indicating LEDs
- Icu=Ics=Icw(1sec) =50kA @ 440V AC

Fixed Type circuit breaker with Microprocessor based ET2L Trip Unit (without display)

Rating in (A)	3P Fix Manual Reference	Unit MRP [₹]	3P Fix Electrical Reference	Unit MRP [₹]	4P Fix Manual Reference	Unit MRP [₹]	4P Fix Electrical Reference	Unit MRP [₹]
800	MVS08N3MF2L	158560	MVS08N3NF2L	219440	MVS08N4MF2L	203610	MVS08N4NF2L	264490
1000	MVS10N3MF2L	174280	MVS10N3NF2L	235160	MVS10N4MF2L	221770	MVS10N4NF2L	282650
1250	MVS12N3MF2L	201410	MVS12N3NF2L	262290	MVS12N4MF2L	253480	MVS12N4NF2L	314360
1600	MVS16N3MF2L	224380	MVS16N3NF2L	285260	MVS16N4MF2L	292210	MVS16N4NF2L	353090
2000	MVS20N3MF2L	283280	MVS20N3NF2L	344160	MVS20N4MF2L	372490	MVS20N4NF2L	433370
2500	MVS25N3MF2L	346980	MVS25N3NF2L	407860	MVS25N4MF2L	440320	MVS25N4NF2L	501200
3200	MVS32N3MF2L	499880	MVS32N3NF2L	560760	MVS32N4MF2L	618490	MVS32N4NF2L	679370
4000	MVS40N3MF2L	617300	MVS40N3NF2L	678180	MVS40N4MF2L	775780	MVS40N4NF2L	836660

EasyPact MVS Fix ACB

ACB variants	LP changes for product configuration w.r.t. ACB having ET2L trip unit	How to arrive at new reference number
ACB with ET2A trip unit (LCD display with Current Metering)	Add	₹4600
ACB with ET2V trip unit (LCD display with Current Metering & Voltage Metering and Last 10 Trip History)	Add	₹13800

* Same Philosophy for 3 Pole/ 4 Pole and Manual/ Electrical References

Note:

All Fix type circuit breakers will be supplied with:

- horizontal / vertical terminal
- 1 No. Electrical fault indication Contact (SDE).
- 1 No. Auxiliary contact block (OF) with 4 C/O contacts.
- door sealing frame- Escutcheon (CDP).

- All switch disconnectors are without protection
- All electrical operated breakers are supplied with motor mechanism (MCH), closing coil (XF) & shunt release (MX).
- External Neutral CT required for highly un-balanced TP-N system has to be ordered at extra price.
- Any other accessories are optional at extra price.

For details on non-standard references, technical parameters, stockable and non-stockable status, please contact Customer Care Centre.

Component	Specification	Reference	Unit MRP [₹]
Gear Motor (MCH)			
AC 50/60 Hz	100/130 V	47893	48445
	200/240 V	47894 <input checked="" type="checkbox"/>	
	380/415 V	47896	
DC	24/30 V	47888	
	48/60 V	47889	
	100/125 V	47890	
	200/250 V	47891	
Closing Release (XF)			
AC 50/60 Hz DC	24/30 V DC	33659	7050
	48/60 V DC	33660	
	100/130 V AC/DC	MVS15511 <input checked="" type="checkbox"/>	
	200/250 V AC/DC	MVS15512 <input checked="" type="checkbox"/>	
	380/480 V AC	MVS15513	
Opening Release (MX)			
AC 50/60 Hz DC	24/30 V DC, 24 V AC	33659	7050
	48/60 V DC, 48 V AC	33660	
	100/130 V AC/DC	33661 <input checked="" type="checkbox"/>	7060
	200/250 V AC/DC	33662 <input checked="" type="checkbox"/>	
	380/480 V AC	33664 <input checked="" type="checkbox"/>	7050
Terminal Block			
For drawout circuit breaker		47849	260
Under Voltage Release (MN)			
AC 50/60 Hz DC	24/30 V DC, 24 V AC	33668	7050
	48/60 V DC, 48 V AC	33669	
	100/130 V AC/DC	33670 <input checked="" type="checkbox"/>	
	200/250 V AC/DC	33671 <input checked="" type="checkbox"/>	
	380/480 V AC	33673 <input checked="" type="checkbox"/>	
MN Delay Unit			
AC 50/60 Hz DC	48/60 V AC/DC	33680	10250
	100/130 V AC/DC	33681	
	200/250 V AC/DC	33682	
	380/480 V AC/DC	33683	
	100/130 V AC/DC	33684	9550
	200/250 V AC/DC	33685 <input checked="" type="checkbox"/>	
ON/OFF Indication Contacts (Additional OF contact)			
1 additional block of 4 contacts		47887	6215
Door Interlock (VPECD)/1 part			
On right hand side of chassis		47914 <input checked="" type="checkbox"/>	3390
Operation Counter			
Operation Counter CDM		48535	9615

For details on non-standard references, technical parameters, stockable and non-stockable status, please contact Customer Care Centre.

NORMAL STOCK ITEMS

W.E.F. June 1, 2021

EasyPact SPS

Standard Protection System for your electrical distribution network



800-1600A

**ET2.0
Trip System**

**ET6G
Trip System**

Microprocessor Base Trip Units

Schneider Electric Global specialist in the field of ACBs and MCCBs, introduces **EasyPact SPS** range of ACBs

- Single Frame size from 800-1600A
- ASIC Based Microprocessor trip unit with OL, SC & EF protection features, which offer fastest short circuit tripping time in its class
- 25 ms short circuit tripping time ensure low let through energy increase the longevity of an electrical distribution network, cables and equipment
- Offer highest standards of safety for operator as well as Electrical distribution network
- Pollution category –III along with modular technology ensure high operating cycles without maintenance
- Simple to choose and easy to install



- All EasyPact SPS Air Circuit Breakers are equipped with terminal adaptors
- Conforms to IS/ IEC 60947-2 & 3
- Microprocessor based ET trip systems with thermal memory
- Fully rated neutral with inbuilt protection
- ET6L provides Overload, Short-circuit, Instantaneous & Earth-fault protections
- ET2B provides Overload & Short-circuit protections
- Short circuit breaking capacity 50kA @ 440V AC

Draw-out Type circuit breaker with Microprocessor based ET6G Trip Unit

Rating in (A)	3P Draw-Out Manual Reference	Unit MRP [₹]	3P Draw-Out Electrical Reference	Unit MRP [₹]	4P Draw-Out Manual Reference	Unit MRP [₹]	4P Draw-Out Electrical Reference	Unit MRP [₹]
800	SPS08F3PMW6L	176740	SPS08F3PEW6L	221850	SPS08F4PMW6L	221630	SPS08F4PEW6L	266750
1000	SPS10F3PMW6L	185180	SPS10F3PEW6L	230300	SPS10F4PMW6L	234450	SPS10F4PEW6L	279570
1250	SPS12F3PMW6L	207130	SPS12F3PEW6L	252240	SPS12F4PMW6L	264170	SPS12F4PEW6L	309290
1600	SPS16F3PMW6L	233660	SPS16F3PEW6L	278780	SPS16F4PMW6L	299030	SPS16F4PEW6L	344150

Draw-out Type circuit breaker with Microprocessor based ET2B Trip Unit

Rating in (A)	3P Draw-Out Manual Reference	Unit MRP [₹]	3P Draw-Out Electrical Reference	Unit MRP [₹]	4P Draw-Out Manual Reference	Unit MRP [₹]	4P Draw-Out Electrical Reference	Unit MRP [₹]
800	SPS08F3PMW2B	174730	SPS08F3PEW2B	219850	SPS08F4PMW2B	219630	SPS08F4PEW2B	264740
1000	SPS10F3PMW2B	183180	SPS10F3PEW2B	228290	SPS10F4PMW2B	232450	SPS10F4PEW2B	277560
1250	SPS12F3PMW2B	205120	SPS12F3PEW2B	250240	SPS12F4PMW2B	262170	SPS12F4PEW2B	307290
1600	SPS16F3PMW2B	231660	SPS16F3PEW2B	276770	SPS16F4PMW2B	297030	SPS16F4PEW2B	342140

Draw-out Type switch disconnector without protection

Rating in (A)	3P Draw-Out Manual Reference	Unit MRP [₹]	3P Draw-Out Electrical Reference	Unit MRP [₹]	4P Draw-Out Manual Reference	Unit MRP [₹]	4P Draw-Out Electrical Reference	Unit MRP [₹]
800	SPS08F3PMW0D	160920	SPS08F3PEW0D	206030	SPS08F4PMW0D	205810	SPS08F4PEW0D	250930
1000	SPS10F3PMW0D	169360	SPS10F3PEW0D	214480	SPS10F4PMW0D	218630	SPS10F4PEW0D	263750
1250	SPS12F3PMW0D	191310	SPS12F3PEW0D	236420	SPS12F4PMW0D	248360	SPS12F4PEW0D	293470
1600	SPS16F3PMW0D	217840	SPS16F3PEW0D	262960	SPS16F4PMW0D	283210	SPS16F4PEW0D	328330

Note:

All draw-out type circuit breakers will be supplied with:

- Vertical-vertical terminations.
- 1 No. Electrical fault indication Contact (SDE).
- 1 No. Auxiliary contact block (OF) with 2 C/O contacts.
- Safety shutters on Chassis & door sealing frame- Escutcheon (CDP).

- All switch disconnectors are without protection
- All electrical operated breakers are supplied with motor mechanism (MCH), closing coil (XF) and shunt release (MX).
- External Neutral CT required for highly un-balanced TP-N system has to be ordered at extra price.
- Any other accessories are optional at extra price.

For details on non-standard references, technical parameters, stockable and non-stockable status, please contact Customer Care Centre.

NORMAL STOCK ITEMS

W.E.F. June 1, 2021



- All EasyPact SPS Air Circuit Breakers are equipped with terminal adaptors
- Conforms to IS/ IEC 60947-2 & 3
- Microprocessor based ET trip systems with thermal memory
- Fully rated neutral with inbuilt protection
- ET6L provides Overload, Short-circuit, Instantaneous & Earth-fault protections
- ET2B provides Overload & Short-circuit protections
- Short circuit breaking capacity 50kA @ 440V AC

Fixed Type circuit breaker with Microprocessor based ET6G Trip Unit

Rating in (A)	3P Fixed Manual Reference	Unit MRP [₹]	3P Fixed Electrical Reference	Unit MRP [₹]	4P Fixed Manual Reference	Unit MRP [₹]	4P Fixed Electrical Reference	Unit MRP [₹]
800	SPS08F3PMF6L	135760	SPS08F3PEF6L	180880	SPS08F4PMF6L	165050	SPS08F4PEF6L	210170
1000	SPS10F3PMF6L	142930	SPS10F3PEF6L	188040	SPS10F4PMF6L	177220	SPS10F4PEF6L	222330
1250	SPS12F3PMF6L	164790	SPS12F3PEF6L	209910	SPS12F4PMF6L	205600	SPS12F4PEF6L	250720
1600	SPS16F3PMF6L	190830	SPS16F3PEF6L	235950	SPS16F4PMF6L	235040	SPS16F4PEF6L	280160

Fixed Type circuit breaker with Microprocessor based ET2B Trip Unit

Rating in (A)	3P Fixed Manual Reference	Unit MRP [₹]	3P Fixed Electrical Reference	Unit MRP [₹]	4P Fixed Manual Reference	Unit MRP [₹]	4P Fixed Electrical Reference	Unit MRP [₹]
800	SPS08F3PMF2B	133760	SPS08F3PEF2B	178870	SPS08F4PMF2B	163050	SPS08F4PEF2B	208160
1000	SPS10F3PMF2B	140920	SPS10F3PEF2B	186040	SPS10F4PMF2B	175210	SPS10F4PEF2B	220330
1250	SPS12F3PMF2B	162790	SPS12F3PEF2B	207910	SPS12F4PMF2B	203590	SPS12F4PEF2B	248710
1600	SPS16F3PMF2B	188820	SPS16F3PEF2B	233940	SPS16F4PMF2B	233040	SPS16F4PEF2B	278150

Fixed Type switch disconnector without protection

Rating in (A)	3P Fixed Manual Reference	Unit MRP [₹]	3P Fixed Electrical Reference	Unit MRP [₹]	4P Fixed Manual Reference	Unit MRP [₹]	4P Fixed Electrical Reference	Unit MRP [₹]
800	SPS08F3PMF0D	119940	SPS08F3PEF0D	165060	SPS08F4PMF0D	149230	SPS08F4PEF0D	194350
1000	SPS10F3PMF0D	127110	SPS10F3PEF0D	172220	SPS10F4PMF0D	161400	SPS10F4PEF0D	206510
1250	SPS12F3PMF0D	148980	SPS12F3PEF0D	194090	SPS12F4PMF0D	189780	SPS12F4PEF0D	234900
1600	SPS16F3PMF0D	175010	SPS16F3PEF0D	220130	SPS16F4PMF0D	219220	SPS16F4PEF0D	264340

Note: All Fixed type circuit breakers will be supplied with: (i) Vertical-vertical terminations. (ii) 1 No. Electrical fault indication Contact (SDE).

(iii) 1 No. Auxiliary contact block (OF) with 2 C/O contacts.

All switch disconnectors are without protection | All electrical operated breakers are supplied with motor mechanism (MCH), closing coil (XF) and shunt release (MX). | External Neutral CT required for highly un-balanced TP-N system has to be ordered at extra price. | Any other accessories are optional at extra price.

Accessories

Pole Description	Rated Operational Current	Reference	Unit MRP [₹]
Gear Motor (MCH)			
AC 50/60 Hz	100/130 V	33176	48445
	200/240 V	33177	
	277/415 V	33179	
DC	24/30 V	33185	
	48/60 V	33186	
	100/125 V	33187	
	200/250 V	33188	
Terminal Block			
For Fixed circuit breaker		47074	305
For Drawout circuit breaker		33098	295
ON/OFF Indication contacts (OF) 1Part			
Changeover contact 6A	240V	47076	1250
Ready to close contact			
Changeover contact 5A	240V	47080	3210
Door interlock (VPECD)/1 part			
Right side of chassis		33172	4180

For details on non-standard references, technical parameters, stockable and non-stockable status, please contact Customer Care Centre.

NORMAL STOCK ITEMS

W.E.F. June 1, 2021



ASCO Power Technologies™

The **7000 SERIES** Automatic Transfer Bypass-Isolation Switch is intended for critical applications where continuous power is required

- Allows bypass-isolation without load interruption
- Primary transfer switch can be inspected, tested, and maintained without interrupting power to the load
- Transfer switch and bypass transfer switch have identical electrical ratings
- Available 150 to 4000 amps
- Draw out design allows for easy transfer switch maintenance
- Open Transition, closed Transition and Delayed Transition Designs



Series 300 / 7000, Automatic Transfer Switch (ASCO)

7000/300 Series Power Transfer Switches are available open or enclosed, in ampacities ranging from 30 through 4000 amps (LV) & 1200 through 3000A (MV) with the largest selection of optional accessories offered anywhere. All switching configurations (OTTS, DTTS, CTTS) are available with an integrally mounted bypass-isolation switch.



Open/Closed/Delayed Transition with Bypass



Open/Closed/Delayed Transition Switch



UL /ANSI – 2 Section Medium Voltage ATS



IEC Design – 3 Section Medium Voltage ATS

Series 300 / 7000, Automatic Transfer Switch (ASCO)

Frame	Rating(A)	Controller Type	Reference Number (4P, Overlapping Neutral)	Unit MRP [₹]	Controller Type	Reference Number (4P, Overlapping Neutral)	Unit MRP [₹]
D	30	Series 7000 Group 5 Controller	D07ATSC30030K500	On Request	Series 300 Group G Controller	D03ATSC30030KG00	On Request
	70		D07ATSC30070K500	On Request		D03ATSC30070KG00	On Request
	104		D07ATSC30100K500	On Request		D03ATSC30104KG00	On Request
	150		D07ATSC30150K500	On Request		D03ATSC30150KG00	On Request
	200		D07ATSC30200K500	On Request		D03ATSC30200KG00	On Request
J	230		D07ATSC30230K500	On Request		D03ATSC30230KG00	On Request
	260		J07ATSC30260K500	On Request		J03ATSC30260KG00	On Request
	400		J07ATSC30400K500	On Request		J03ATSC30400KG00	On Request
H	600		J07ATSC30600K500	On Request		J03ATSC30600KG00	On Request
	800		H07ATSC30800K500	On Request		H03ATSC30800KG00	On Request
	1000		H07ATSC31000K500	On Request		H03ATSC31000KG00	On Request
G	1200		H07ATSC31200K500	On Request		H03ATSC31200KG00	On Request
	1600		G07ATSC31600K500	On Request		G03ATSC31600KG00	On Request
	2000		G07ATSC32000K500	On Request		G03ATSC32000KG00	On Request
	2600		G07ATSC32600K500	On Request		G03ATSC32600KG00	On Request
	3000		G07ATSC33000K500	On Request		G03ATSC33000KG00	On Request
G	3200		G07ATSC33200K500	On Request		G03ATSC33200KG00	On Request
G	4000		G7ATSC34000K5X40RM	On Request		Not Available	Not Available

- UL 1008 Listed for Highest Performance
- Fast & Consistent Transfer (Less than 100ms)
- Single Solenoid True Double throw Design
- Withstanding & Closing On Fault Currents (WCR)
- Neutral Overlap to eliminate Voltage Transients
- In-Phase Monitor to avoid Motor Inrush current
- Engine Start/Stop, AMF Logic & Time Delay Setting
- Programmable Daily/Weekly Engine Exerciser
- 4 Line LCD + LED Display
- 99 Events Log & Diagnostics with Date/Time
- Statistical ATS System Monitoring Information
- Communication Compatible (Modbus/Ethernet)

- Price of 2P, 3P & 4P with solid neutral / Switched Neutral available on request
- ATS with stand alone Type Tested NEMA Enclosure available on request
- For Series 7000 Close Transition, Bypass Option & Medium Voltage ATS offer please contact nearest Sales Office

For details on non-standard references, technical parameters, stockable and non-stockable status, please contact Customer Care Centre.



NORMAL STOCK ITEMS




W.E.F. June 1, 2021

Series 230, Automatic Transfer Switch (ASCO)

- Confirming to IEC 60947-6-1
- Built-in Microprocessor controller
- Utilization Category AC-32A & AC-33B
- Mechanical Endurance : 10,000 cycles across all ratings.
- Highest short circuit withstand current with CB back-up protection.
- Fire control input signal
- 3rd party type tested for entire range.



Frame	Rating(Amp)	Controller Type	Reference Number	Unit MRP [₹]	Poles
	16	C300  <ul style="list-style-type: none"> • Under/Over Voltage • Under/Over Frequency • Time Delay • Engine start/stop • RS485 Port (optional) • LED Display 	A2ADTLB30016KB	34500	4P
	32		A2ADTLB30032KB	34750	
	63		A2ADTLB30063KB	36250	
	80		A2ADTLB30080KB	38150	

Frame	Rating (Amp)	Controller Type	Reference Number	Unit MRP [₹]	Controller Type	Reference Number	Unit MRP [₹]	Poles
	100	C1000 	B2ADTLB30100KD	47850	C2000 	B2ADTLB30100KE	76850	4P
	125		B2ADTLB30125KD	48575		B2ADTLB30125KE	77575	
	160		B2ADTLB30160KD	54375		B2ADTLB30160KE	83375	
C2ADTL	200	<ul style="list-style-type: none"> • Under/Over Voltage • Under/Over Frequency • Phase Rotation • Voltage Unbalance • Time Delay • Engine start/stop • LED + LCD Display • RS485 Port Standard • Event Logging • Priority Source Swapping 	C2ADTLB30200KD	85300	C2ADTLB30200KE	114300		
	225		C2ADTLB30225KD	90600	C2ADTLB30225KE	119600		
	250		C2ADTLB30250KD	92900	C2ADTLB30250KE	121900		
D2ADTL	315	<ul style="list-style-type: none"> • Under/Over Voltage • Under/Over Frequency • Time Delay Engine start/stop • LED Display • RS485 Port (optional) 	D2ADTLB30315KD	101750	D2ADTLB30315KE	130750		
	400		D2ADTLB30400KD	110800	D2ADTLB30400KE	139800		
E2ADTL	500	<ul style="list-style-type: none"> • Under/Over Voltage • Under/Over Frequency • Time Delay Engine start/stop • LED Display • RS485 Port (optional) 	E2ADTLB30500KD	141375	E2ADTLB30500KE	170375		
	630		E2ADTLB30630KD	148625	E2ADTLB30630KE	177625		
	800		E2ADTLB30800KD	189600	E2ADTLB30800KE	218600		

* For 2P (A2ADTL) & 3P ATS, please contact us.

Series 230 Accessories

72 D

C300 or C1000 Controller with RS-485 Interface. A RS 485 interface installed in the C300 or C1000 controller to enable serial communications, supporting MODBUS protocol. This accessory can only be installed in the factory. Use accessory code 72D when ordering this function



4 Pole Bridging Busbar



Auxiliary Contact



72 D

Accessory Type	Description	Reference Number	Unit MRP [₹]
LAP1F100	Aux.Contact (NO)	972970	725
LAP1F010	Aux.Contact (NC)	972970-001	725
132JC	4P Bridging Busbar for B2ADTL Frame	972971-002	On Request
72D	Modbus communication Port	On Request	On Request

For details on non-standard references, technical parameters, stockable and non-stockable status, please contact Customer Care Centre.


NORMAL STOCK ITEMS

W.E.F. June 1, 2021

EasyPact TVS

The Easy choice for simplicity and flexibility

- 3 Pole and 4 Pole Power Contactor
- Control Relays
- Thermal Overload Relay
- Circuit Breaker for Motor Protection
- Accessories



EasyPact TVS
Catalogue

Designed for the Essential



Selection Charts for
Motor Feeders for
IE2/IE3 Motors with
EasyPact TVS

W.E.F. June 1, 2021

EasyPact TVS

Power Contactors - ETVS(3 Pole AC Control)



- Conformance to IEC 60947-4-1, CE Marking
- Current Rating: 6A to 630A, AC-3 Rating
- Type 2 RSC available with Fuse, MPCB and MCCB

Frame	[Ie] Rated Operational Current		Motor Power at 415V, 3Ph, 50Hz		Auxiliary Contacts		Reference	Unit MRP [₹]
	AC-1	AC-3	HP	kW	NO	NC		
FRAME-1	20	6	3	2.2	-	1	LC1E0601* <input checked="" type="checkbox"/>	1080
					1	-	LC1E0610* <input checked="" type="checkbox"/>	
	25	9	5.5	4	-	1	LC1E0901* <input checked="" type="checkbox"/>	1110
					1	-	LC1E0910* <input checked="" type="checkbox"/>	
	25	12	7.5	5.5	-	1	LC1E1201* <input checked="" type="checkbox"/>	1265
1					-	LC1E1210* <input checked="" type="checkbox"/>		
32	18	12	9	-	1	LC1E1801* <input checked="" type="checkbox"/>	1460	
				1	-	LC1E1810* <input checked="" type="checkbox"/>		
FRAME-2	36	25	15	11	-	1	LC1E2501* <input checked="" type="checkbox"/>	1990
					1	-	LC1E2510* <input checked="" type="checkbox"/>	
	50	32	20	15	-	1	LC1E3201* <input checked="" type="checkbox"/>	4170
					1	-	LC1E3210* <input checked="" type="checkbox"/>	
	50	38	25	18.5	-	1	LC1E3801* <input checked="" type="checkbox"/>	4925
1					-	LC1E3810* <input checked="" type="checkbox"/>		
50	40	29	22	-	1	LC1E40B01**	5255	
FRAME-3	60	40	29	22	1	1	LC1E40* <input checked="" type="checkbox"/>	6525
	70	50	34	25/30	1	1	LC1E50* <input checked="" type="checkbox"/>	7935
	80	65	50	37	1	1	LC1E65* <input checked="" type="checkbox"/>	10755

Frame	[Ie] Rated Operational Current		Motor Power at 415V, 3Ph, 50Hz		Auxiliary Contacts		Reference	Unit MRP [₹]
	AC-1	AC-3	HP	kW	NO	NC		
FRAME-4	110	80	60	45	1	1	LC1E80* <input checked="" type="checkbox"/>	13980
	120	95	60	45	1	1	LC1E95* <input checked="" type="checkbox"/>	16765
FRAME-5	150	120	75	55	1	1	LC1E120*	19970
	200	160	120	90	1	1	LC1E160*	26370
FRAME-6	250	200	150	110	-	-	LC1E200*	36290
	300	250	175	132	-	-	LC1E250*	47825
FRAME-7	320	300	215	160	-	-	LC1E300*	57255
	500	400	295	220	-	-	LC1E400*	72780
FRAME-8	700	500	375	280	-	-	LC1E500*	102510
FRAME-9	1000	630	500	375	-	-	LC1E630*	145535

* Reference to be completed by adding coil voltage code and recommended to check availability with Customer Care team

Spare Coil for Contactors

Contactors	Reference
3 Pole Contactors	
LC1E06...E25	LAEX12**
LC1E32/E38	LAEX2**
LC1E40/E65	LAEX3**
LC1E80/E95	LAEX4**
LC1E120/E160	LAEX5**
LC1E200/E250	LAEX6**
LC1E300	LAEX7**

* Reference to be completed by adding coil voltage code and recommended to check availability with Customer Care team

** For more information contact regional sales office

For details on non standard references, technical parameters, accessories, compatibility, stockable and non stockable status please contact Customer Care

NORMAL STOCK ITEMS

W.E.F. June 1, 2021

EasyPact TVS

Power Contactors - ETVS (4 Pole AC Control)



- Conformance to IEC 60947-4-1, CE Marking
- Current Rating: 20A to 125A, AC-1 rating
- Available in 4NO and 2NO+2NC Power Pole combination
- Wide Band Coil for all ratings in 220 & 415V AC

Frame	AC-1 Rating	Power Poles	Reference	Unit MRP [₹]	Power Poles	Reference	Unit MRP [₹]
FRAME-1	20	4NO	LC1E06004*IN	1390	2NO + 2NC	LC1E06008*IN	1665
	25	4NO	LC1E09004*IN	1475	2NO + 2NC	LC1E09008*IN	1790
	32	4NO	LC1E12004*IN	1535	2NO + 2NC	LC1E12008*IN	1920
	40	4NO	LC1E18004*IN	1920	2NO + 2NC	LC1E18008*IN	1930
FRAME-2	50	4NO	LC1E25004*IN	2430	2NO + 2NC	LC1E25008*IN	3450
	55	4NO	LC1E32004*IN	4095	2NO + 2NC	LC1E32008*IN	5500
	60	4NO	LC1E38004*IN	4795	2NO + 2NC	LC1E38008*IN	6780
FRAME-3	75	4NO	LC1E40004*IN	7615	2NO + 2NC	LC1E40008*IN	10230
	85	4NO	LC1E65004*IN	10300	2NO + 2NC	LC1E65008*IN	12790

Frame	AC-1 Rating	Power Poles	Reference	Unit MRP [₹]	Power Poles	Reference	Unit MRP [₹]
FRAME-4	110	4NO	LC1E80004*IN	13045	2NO + 2NC	LC1E80008*IN	18160
	125	4NO	LC1E95004*	14710			

* Reference to be completed by adding coil voltage code and recommended to check availability with Customer Care team

Control Relays - CAE, Conformance to IEC60947-5-1, CE Marking

Auxiliary Contacts		Reference	Unit MRP [₹]
NO	NC		
4	0	CAE40*	1180
3	1	CAE31*	
2	2	CAE22*	

* Reference to be completed by adding coil voltage code and recommended to check availability with Customer Care team

Spare Coil for Contactors

Contactors	Reference
4 Pole Contactors	
LC1E0600*....LC1E1800*	LAEX1T**
LC1E2500*....LC1E3800*	LAEX2T**
LC1E4000*....LC1E9500*	LAEX4T**
Control Contactors	
CAE*	LAEX12**

* Reference to be completed by adding coil voltage code and recommended to check availability with Customer Care team

Coil Voltage Code

* Voltage (V AC)	24	110	220	415
LC1E0600*...9500* 50/60 Hz	B7	F7	-	-
LC1E0600*...9500* 50 Hz/ Wide Band	-	-	M5WB	N5WB
Control relay CAE 50 Hz	B5	F5	M5	N5

Note:

For non standard voltages please consult Customer Care for prices

* Reference to be completed by adding coil voltage code and recommended to check availability with Customer Care team

For details on non standard references, technical parameters, accessories, compatibility, stockable and non stockable status please contact Customer Care

☑ NORMAL STOCK ITEMS

W.E.F. June 1, 2021

Accessories - For ETVS Contactors

Description	For Use with	Mounting	Contacts	Reference	Unit MRP [₹]
Auxiliary contact block	LC1E06..E630 & LC1E0600..E9500	FRONT	1NO+1NC	LAEN11 <input checked="" type="checkbox"/>	350
			2NO	LAEN20 <input checked="" type="checkbox"/>	
			2NC	LAEN02 <input checked="" type="checkbox"/>	415
			2NO+2NC	LAEN22 <input checked="" type="checkbox"/>	645
			4NO	LAEN40 <input checked="" type="checkbox"/>	
Star delta timer	LC1E25..E630			LAETSD <input checked="" type="checkbox"/>	2915

For 415v control supply please contact customer care team

Description	For Use with	Coil Voltage	Reference	Unit MRP [₹]
Surge suppressor*	LC1E06...E95	24..48V AC	LAERCE	1120
	LC1E06...E95	110..240V AC	LAERCU	820

*For higher rating contactors, contact nearest sales office

Description	For Use with	Reference	Unit MRP [₹]
Mechanical Interlock	LC1E06..E65 & LC1E0600*..E3800*	LAEM1	730
	LC1E80/E95 & LC1E4000*...LC1E9500*	LAEM4	2380
	LC1E120..E160	LAEM5	4440
	LC1E200/E250	LAEM6	4525

*Reference to be completed by adding coil voltage

3 Pole Accessories compatibility

Contactor	Built in contacts	LAEN**	LAERC*	LAEM
LC1E06	1NO or 1NC	1	1	1
LC1E09				
LC1E12				
LC1E18				
LC1E25				
LC1E32				
LC1E38	1NO + 1NC	1	-	1
LC1E40B				
LC1E40				
LC1E50				
LC1E65				
LC1E80				
LC1E95	-	2	-	-
LC1E120				
LC1E160				
LC1E200				
LC1E250				
LC1E300				
LC1E400				
LC1E500				
LC1E630				

4 Pole Accessories compatibility

Contactor	LAEN**	LAEM	LAERC*
LC1E06	1	1	1
LC1E09			
LC1E12			
LC1E18			
LC1E25			
LC1E32			
LC1E38			
LC1E40			
LC1E50			
LC1E65			
LC1E80			
LC1E95			

Control Relay Accessories Compatibility

Control Relay	LAEN*	LAERC
CAE	1 of LAEN11 or LAEN20 or LAEN02 or LAEN22	1

For details on non standard references, technical parameters, accessories, compatibility, stockable and non stockable status please contact Customer Care

NORMAL STOCK ITEMS

W.E.F. June 1, 2021

EasyPact TVS

Thermal Overload Relay - ETVS



- Conformance to IEC 60947-4-1, CE Marking
- Range : 0.1A to 630A
- Tripping Class : 10A
- Direct & Independent mounting

Thermal Protection Adjustment Range	For Use with Contactor	Reference	Unit MRP [₹]
LRE			
0.25...0.4	E06...E38	LRE03	1875
0.4...0.63	E06...E38	LRE04	
0.63...1	E06...E38	LRE05 <input checked="" type="checkbox"/>	
1...1.6	E06...E38	LRE06 <input checked="" type="checkbox"/>	
1.6...2.5	E06...E38	LRE07 <input checked="" type="checkbox"/>	
2.5...4	E06...E38	LRE08 <input checked="" type="checkbox"/>	
4...6	E06...E38	LRE10 <input checked="" type="checkbox"/>	
5.5...8	E09...E38	LRE12 <input checked="" type="checkbox"/>	
7...10	E09...E38	LRE14 <input checked="" type="checkbox"/>	
9...13	E12...E38	LRE16 <input checked="" type="checkbox"/>	
12...18	E18...E38	LRE21 <input checked="" type="checkbox"/>	2075
16...24	E25...E38	LRE22 <input checked="" type="checkbox"/>	2400
23...32	E25...E38	LRE32 <input checked="" type="checkbox"/>	3210
30...38	E38	LRE35 <input checked="" type="checkbox"/>	3610
17...25	E40...E95	LRE322	4080
23...32	E40...E95	LRE353	
30...40	E40...E95	LRE355	
37...50	E50...E95	LRE357 <input checked="" type="checkbox"/>	
48...65	E65...E95	LRE359	

Thermal Protection Adjustment Range	For Use with Contactor	Reference	Unit MRP [₹]
LRE			
55...70	E80...E95	LRE361	6220
63...80	E80...E95	LRE363	6350
80...104	E95	LRE365	
51...81	E120...E300	LRE480	11895
62...99	E120...E300	LRE481	
84...135	E120...E300	LRE482	
124...198	E160...E300	LRE483	
146...234	E200...E300	LRE484	
174...279	E250...E300	LRE485	
208...333	E300	LRE486	12960
258...414	E300...E400	LRE487	15765

Accessories for Relay

Accessory	For Relay	Reference	Unit MRP [₹]
Separate Mounting Block	LRE01...LRE35	LAEB1	660
	LRE322...LRE365	LAEB3	1525

For details on non standard references, technical parameters, accessories, compatibility, stockable and non stockable status please contact Customer Care

NORMAL STOCK ITEMS

W.E.F. June 1, 2021

Circuit Breaker for Motor Protection - GZ1E - Pushbutton control



- Conformance to IEC60947-1,-2,-4, CE Marking
- Range : 0.1A to 32A
- Breaking Capacity upto 100KA

Motor Protection Circuit Breaker - ETVS

Breaking Capacity at 415 V 50 Hz	Motor Power AC3**		Thermal Protection Adjustment Range (A)	Reference	Unit MRP [₹]
	kW	hP			
GZ1-E Thermal Magnetic - With Pushbutton Control					
100 kA	-	-	0.1 - 0.16	GZ1E01	3420
	0.06	-	0.16 - 0.25	GZ1E02	
	0.09	-	0.25 - 0.40	GZ1E03	
	0.18	-	0.40 - 0.63	GZ1E04	
	0.37	0.5	0.63 - 1.0	GZ1E05	
	0.55	0.75	1.0 - 1.6	GZ1E06	
	0.75	1	1.6 - 2.5	GZ1E07	
	1.1	2	2.5 - 4	GZ1E08	
10 kA*	2.2	3	4 - 6.3	GZ1E10	4050
	3	5.5	6 - 10	GZ1E14	4320
	5.5	7.5	9 - 14	GZ1E16	4870
	7.5	10	13 - 18	GZ1E20	5295
	9	12.5	17 - 23	GZ1E21	5580
	11	15	20 - 25	GZ1E22	5860
	15	20	24 - 32	GZ1E32	10460

Breaking Capacity at 415 V 50 Hz	Motor Power AC3**		Magnetic Protection (A)	Reference	Unit MRP [₹]
	kW	hP			
GZ1-LE Magnetic- With Pushbutton Control NEW					
100 kA	0.09	-	0.4	GZ1LE03	2500
	0.18	-	0.63	GZ1LE04	
	0.37	0.5	1	GZ1LE05	
	0.55	0.75	1.6	GZ1LE06	
	0.75	1	2.5	GZ1LE07	
	1.1	2	4	GZ1LE08	
	2.2	3	6.3	GZ1LE10	
	3	5.5	10	GZ1LE14	
10 kA*	5.5	7.5	14	GZ1LE16	2700
	7.5	10	18	GZ1LE20	
	11	15	25	GZ1LE22	
	15	20	32	GZ1LE32	

*50kA With current Limiter type GV1L3

Accessories - ETVS Circuit Breaker for Motor Protection

Description	Mounting	Contacts	Reference	Unit MRP [₹]
Auxillary Contact Block	LH side Mounted	1NO+1NC	GZ1AN11	635
		2NO	GZ1AN20	700

Description	Mounting	Range	Reference	Unit MRP [₹]
Electric Trips				
Undervoltage	RH Side Mounted	110...115V	50Hz	GZ1AU115
		220...240V	50Hz	GZ1AU225
		380...400V	50Hz	GZ1AU385
Shunt trip		110...115V	50Hz	GZ1AS115
		220...240V	50Hz	GZ1AS225

For details on non standard references, technical parameters, accessories, compatibility, stockable and non stockable status please contact Customer Care

NORMAL STOCK ITEMS

W.E.F. June 1, 2021



Start smart, run smart, stay smart with TeSys

Solutions that switch, protect,
control, and monitor motors



How do everlinks
improve power
connection reliability?

For more information on
switching and motor
management scan!



se.com/in/TeSys

Life Is On

Schneider
Electric

TeSys Range

The most comprehensive solution for switching and motor management.



Switch Disconnectors

Vario



Protection

Circuit Breakers

TeSys GV Circuit Breakers



Relays

Motor Protection Relays



All-in-one



Control

Contactors

From 6A to 2750A



Low Consumption versions



Starters and Motor Starters



TeSys Range



Monitor

 TeSys U For standard application	 TeSys island	 TeSys T The flexible motor management system for all applications and motors up to 810A (AC3)
--	---	--



Enclosed

DOL starters with manual control  Vario Mini Vario GV2M GV2P/3P	Starters  LE-up to 30kW/400V	For DOL starters and safety applications  LG, LJ GV2M
---	---	---



Specific Applications

For protection					
Thermistor Protection unit  LT3	Advanced Motor Protection relay  Digital EOCR	Electromechanic overcurrent relay  EOCRSS	Transformers and high current peak  GV2RT	Single pole magnetic over current relay  RM1	Fuse solution  GK1
For control					
For wind turbine UPS panels  F	For very small machines  SK	For capacitors  D			



Machine builders, it is time to cut engineering time and costs — DIGITIZE load management

TeSys island

Unique features

TeSys island is a smart, digital multifunctional load management system; it can switch, protect, manage motors and other electrical loads up to 80 Amps (AC3) in an electrical control panel.

Benefits

Why should you choose TeSys island?

- Quicker engineering and reduce time to market
- Embedded algorithms detect abnormal load behaviors and generate alarms before machine stoppage.
- Pre-trip warnings can also be set on the system for scheduled maintenance.
- Fast device replacement on any portion of the island is possible because of the full integration of the system and the integrated Bus coupler resulting in reduced downtime.
- TeSys island provides energy monitoring at the load level
- Health status can be easily accessed, remotely or locally. This energy management data can be used for advanced analytics to increase machine efficiency further
- TeSys island can be easily integrated into Schneider Electric's EcoStruxure Machine architecture and 3rd party automation systems, supporting all major fieldbuses.



TeSys Range

Enable smarter design and engineering

Efficient

Make your machines intelligent, save time and costs with intuitive programming and commissioning using TeSys avatars. Simplify software integration within all major automation environments. One-click mounting on DIN rail and no need for control wiring.

Enable new business models

Use load data and status information to create new service enabled business models. Access your machine from remote during operation & maintenance.

A data provider

Get relevant data for digital load management & advanced analytics. Monitor energy at load level, remote users can easily check health status, troubleshoot and diagnose issues and take action, reduce machine stoppages and machine downtime.

Improved security

Benefit from the highest cybersecurity and safety levels. Safety IO / Scalable with embedded diagnostic.

Technical specifications

- System consists of DOL Starters & Input / Output modules
- System manages motors and other electrical loads up to 80A/37kW/50hp
- Up to 20 modules / 1 meter at one bus coupler
- No mechanical adjustments/settings required
- International standards-compliant
- Energy monitoring at the load level
- Only 21 commercial references for the complete system, including 5 standard motor starters and 5 functional safety motor starters
- Cybersecurity embedded into the system (Achilles Level 2 & Safety up to Cat 2)
- Safety stop TUV certified (Stop 0 and 1 with wiring categories 1 to 2, suitable for PL c,d (Performance Level) and SIL level 2)
- Open connectivity thanks to Ethernet IP and Modbus TCP fieldbuses

TeSys Control Range

TeSys Control Range	Frame Size	Rated operational current AC-1	AC-3 Duty			Aux Contacts	AC control Reference	Unit MRP [₹]	DC Control Reference	Unit MRP [₹]
			kW	hP	A					
TeSys K	K1	-	3	-	6	1NO/NC	LC1K06*	1255	LP1K06**	1940
		-	5.5	-	9	1NO/NC	LC1K09*	1310	LP1K09**	2110
		-	7.5	-	12	1NO/NC	LC1K12*	1480	LP1K12**	2450
		-	10	-	16	1NO/NC	LC1K16*	1750	-	-
TeSys D	D1	32	9	12.5	18	1NO + 1NC	LC1D18*	2090	LC1D18**	3585
		40	11	15	25	1NO + 1NC	LC1D25*	2585	LC1D25**	4535
	D2	50	15	20	32	1NO + 1NC	LC1D32*	5030	LC1D32**	9240
		50	18.5	25	38	1NO + 1NC	LC1D38*	7250	LC1D38**	10920
	D3	60	22	30	40	1NO + 1NC	LC1D40A*	7605	LC1D40A#	12485
		80	25	35	50	1NO + 1NC	LC1D50A*	9820	LC1D50A#	15665
		80	37	50	65	1NO + 1NC	LC1D65A*	13620	LC1D65A#	17765
		80	37	50	80	1NO + 1NC	LC1D80A*	17025	LC1D80A#	21565
		125	45	60	80	1NO + 1NC	LC1D80*	21000	LC1D80**	24125
		125	45	60	95	1NO + 1NC	LC1D95*	22135	LC1D95**	26440
	D4	250	59	80	115	1NO + 1NC	LC1D115*	27240	LC1D115**	31250
		250	80	110	150	1NO + 1NC	LC1D150*	34050	LC1D150**	37500

TeSys Control Range	[Ie] Rated Operational Current AC-1	AC-3 DUTY			Reference ^{(1) (2)}	Unit MRP [₹]
		kW	hP	A		
TeSys F	275	100	135	185	LC1F185	37210
	315	110	150	225	LC1F225	40530
	350	140	190	265	LC1F265	49170
	400	180	245	330	LC1F330	61135
	500	220	300	400	LC1F400	67115
	700	280	380	500	LC1F500	96345
	1000	375	500	630	LC1F630	154160
	1000	450	610	800	LC1F800	239210
	1250	630	840	1000	LC1F1000	414625

Note:

- (1) Contactor reference does not include coil. Contactor coil & aux. contacts to be ordered separately. (Coil includes 1NO contact)
- (2) Please select coils from Page 30.

Coil Voltage Code

Type	Voltage	24	110	220	415
AC*	LC1K06-K16, LC1D09-D150 50/60Hz	B7	F7	M7	N7
DC**	LP1K06-K12, LC1D09-38, LC1D80-150	BD	FD	MD	

Type	Voltage	24V DC Low consumption	24-60V AC/DC	48-130V AC/DC	100-250V AC/DC
TeSys D Green#	LC1D40A-80A	BBE	BNE	EHE	KUE

Note:

- (1) For Non standard coil voltage price please contact customer care.
- (2) Reference to be completed by adding coil voltage code and recommended to check availability with Customer Care team.



How to ensure reliability of contacts?

For details on non standard references, technical parameters, accessories, compatibility, stockable and non stockable status please contact Customer Care

NORMAL STOCK ITEMS

W.E.F. June 1, 2021

Control Relays - K Model (AC & DC Control)



- Conformance IEC, UL, CSA, CE Marking
- Inbuilt 4 auxiliary contacts
- 10A thermal rating
- Available with AC (50/60Hz Dual frequency), DC & DC low consumption coil options

No of Poles	AC Control Reference	Unit MRP [₹]	DC Control Reference ⁽⁴⁾	Unit MRP [₹]	DC low consumption Reference ^{(1) (2) (3)}	Unit MRP [₹]
2NO + 2NC	CA2KN22*	1475	CA3KN22**	2035	CA4KN22***	2530
3NO + 1NC	CA2KN31*		CA3KN31**		CA4KN31***	
4NO	CA2KN40*	CA4KN40***				

- (1) Compatible with PLC outputs
 (2) Wide range coil (0.7...1.25Uc), suppressor fitted as standard
 (3) 2 pole auxiliary contact block can be mounted additionally
 (4) Optional in-built surge suppressor available

Power Contactors - K Model (3 Pole AC & DC Control)



- Conformance to IEC, UL, CSA
- Current Rating : 6A to 16A, AC-3 duty
- 1NO or 1NC inbuilt auxiliary contact
- Available in 3P & 4P version
- Available with AC (50/60Hz Dual frequency), DC & DC low consumption⁽⁵⁾ coil options

[Ie] Rated Operational Current (A)	Motor Power (kW)	Auxiliary Contacts	AC Control Reference	Unit MRP [₹]	DC Control Reference ⁽⁵⁾	Unit MRP [₹]
6	3	1NC	LC1K0601*	1255	LP1K0601**	1940
		1NO	LC1K0610*		LP1K0610**	
9	5.5	1NC	LC1K0901*	1310	LP1K0901**	2110
		1NO	LC1K0910*		LP1K0910**	
12	7.5	1NC	LC1K1201*	1480	LP1K1201**	2450
		1NO	LC1K1210*		LP1K1210**	
16	10	1NC	LC1K1601*	1750	-	-
		1NO	LC1K1610*		-	-

(5) For low consumption offer, please contact regional sales office

Reversing Contactors - K Model



- Conformance to IEC, UL, CSA, CE
- Current Rating : 6A to 16A, AC-3 duty
- 1NO or 1NC inbuilt auxiliary contact
- Available in 3P & 4P version
- Available with AC(50/60Hz Dual frequency), DC & DC low consumption⁽⁶⁾ coil options

[Ie] Rated Operational Current (A)	Motor Power (kW)	Auxiliary Contacts	AC Control Reference	Unit MRP [₹]
6	3	1NC	LC2K0601*	4170
		1NO	LC2K0610*	
9	5.5	1NC	LC2K0901*	4455
		1NO	LC2K0910*	
12	7.5	1NC	LC2K1201*	4590
		1NO	LC2K1210*	
16	10	1NC	LC2K1601*	5125
		1NO	LC2K1610*	

* Reference to be completed by adding coil voltage code
 (6) For current rating and ref please contact Customer Care

Coil Voltage Code

Type	Voltage	24	48	72	110	220	415
AC*	CA2KN, LC1-K06 to K16, 50/60Hz	B7	-	-	F7	M7	N7
	LC2-K06 to K16, 50/60Hz	-	-	-	F7	M7	N7
DC**	CA3KN, LP1-K06 to K12	BD	-	-	FD	MD	-
DC low consumption***	CA4KN	BW3	EW3	SW3	-	-	-

Note: (1) For Non standard coil voltage prices please contact customer care.
 (2) Reference to be completed by adding coil voltage code and recommended to check availability with Customer Care team rating.

For details on non standard references, technical parameters, accessories, compatibility, stockable and non stockable status please contact Customer Care

☑ NORMAL STOCK ITEMS

W.E.F. June 1, 2021

Accessories - K Model

Description	Mounting	Contacts	Reference	Unit MRP [₹]
Auxiliary contact block	Front	2NC	LA1KN02	565
		1NO + 1NC	LA1KN11 <input checked="" type="checkbox"/>	520
		2NO	LA1KN20	565
		4NC	LA1KN04	880
		1NO + 3NC	LA1KN13	
		2NO + 2NC	LA1KN22 <input checked="" type="checkbox"/>	
		3NO + 1NC	LA1KN31	
		4NO	LA1KN40	

Description	Control Voltage	Range	Reference	Unit MRP [₹]
On Delay Electronic Timer	24..48V AC/DC	1..30S	LA2KT2E(1)	2885
	110..240V AC	1..30S	LA2KT2UA(1)	

Description	Coil Voltage	Reference	Unit MRP [₹]
Surge Suppressor - RC Circuit	220..250V AC	LA4KA1U*	900
Surge Suppressor - Varistor	130..250V AC/DC	LA4KE1UG*	
Surge Suppressor - Varistor	50..129V AC/DC	LA4KE1FC*	

* Lot size 5

(1) Front mounted with common point changeover contact

Control Relays - D Model (AC & DC Control)



- Conformance to IEC, UL, CSA
- 5 inbuilt auxiliary contacts, in just 2 variants
- Available with AC (50/60Hz Dual frequency), DC & DC low consumption coil options
- High Operating ambient temperature upto 60 Deg C
- Inbuilt surge suppressor for DC & DC low consumption

No of Poles	AC Control Reference	Unit MRP [₹]	DC Control Reference ⁽²⁾	Unit MRP [₹]	DC low consumption Reference ^{(1) (2) (3)}	Unit MRP [₹]
3NO + 2NC	CAD32*	1575	CAD32**	2250	CAD32***	2815
5NO	CAD50*		CAD50**		CAD50***	

(1) Compatible with PLC outputs

(2) Wide range coil (0.7...1.25Uc), suppressor fitted as standard

(3) 2 pole auxiliary block can be mounted

Power Contactors - D Model (3 Pole AC & DC Control)



- Conformance to IEC, UL, CSA
- Current Rating : 9A to 150A
- Available with AC (50/60Hz Dual frequency), DC & DC low consumption coil options
- High Operating ambient temperature, no derating upto 60 Deg C
- Inbuilt 1NO + 1NC auxiliary contacts upto 150A
- High electrical and mechanical life
- Fuse-less Type 2 Co-ordination Charts available
- EverLink® terminal for 40, 50, 65 & 80A contactors
- Inbuilt surge suppressor in DC coil for 9-80A

[Ie] Rated Operational Current AC-1	kW	AC-3 Duty		Auxiliary Contacts	AC Control Reference	Unit MRP [₹]	DC Control Reference ⁽¹⁾	Unit MRP [₹]
		HP	A					
25	4	5.5	9	1NO + 1NC	LC1D09* <input checked="" type="checkbox"/>	1600	LC1D09** <input checked="" type="checkbox"/>	2585
	5.5	7.5	12	1NO + 1NC	LC1D12* <input checked="" type="checkbox"/>	1800	LC1D12** <input checked="" type="checkbox"/>	2910
32	9	12.5	18	1NO + 1NC	LC1D18* <input checked="" type="checkbox"/>	2090	LC1D18** <input checked="" type="checkbox"/>	3585
40	11	15	25	1NO + 1NC	LC1D25* <input checked="" type="checkbox"/>	2585	LC1D25** <input checked="" type="checkbox"/>	4535
50	15	20	32	1NO + 1NC	LC1D32* <input checked="" type="checkbox"/>	5030	LC1D32** <input checked="" type="checkbox"/>	9240
	18.5	25	38	1NO + 1NC	LC1D38* <input checked="" type="checkbox"/>	7250	LC1D38** <input checked="" type="checkbox"/>	10920
60	22	30	40	1NO + 1NC	LC1D40A* <input checked="" type="checkbox"/>	7605	LC1D40A#	12485
80	25	35	50	1NO + 1NC	LC1D50A* <input checked="" type="checkbox"/>	9820	LC1D50A#	15665
80	37	50	65	1NO + 1NC	LC1D65A* <input checked="" type="checkbox"/>	13620	LC1D65A#	17765
80	37	50	80	1NO + 1NC	LC1D80A* <input checked="" type="checkbox"/>	17025	LC1D80A#	21565
125	45	60	80	1NO + 1NC	LC1D80* <input checked="" type="checkbox"/>	21000	LC1D80**	24125
	45	60	95	1NO + 1NC	LC1D95* <input checked="" type="checkbox"/>	22135	LC1D95**	26440
250	59	80	115	1NO + 1NC	LC1D115* <input checked="" type="checkbox"/>	27240	LC1D115**	31250
	80	110	150	1NO + 1NC	LC1D150* <input checked="" type="checkbox"/>	34050	LC1D150**	37500

* Reference to be completed by adding coil voltage code and recommended to check availability with Customer Care team

For details on non standard references, technical parameters, accessories, compatibility, stockable and non stockable status please contact Customer Care

NORMAL STOCK ITEMS

W.E.F. June 1, 2021

Power Contactors - D Model (3 Pole DC Low Consumption)

Now available upto 80A with the TeSys D Green Low Consumption offer

[Ie] Rated Operational Current AC-1	kW	hP	A	Auxiliary contacts	Reference	Unit MRP [₹]
25	4	5.5	9	1NO + 1NC	LC1D09**** <input checked="" type="checkbox"/>	2710
	5.5	7.5	12	1NO + 1NC	LC1D12**** <input checked="" type="checkbox"/>	3030
32	9	12.5	18	1NO + 1NC	LC1D18**** <input checked="" type="checkbox"/>	4635
40	11	15	25	1NO + 1NC	LC1D25**** <input checked="" type="checkbox"/>	5650
50	15	20	32	1NO + 1NC	LC1D32**** <input checked="" type="checkbox"/>	9660

[Ie] Rated Operational Current AC-1	kW	hP	A	Auxiliary contacts	Reference	Unit MRP [₹]
60	22	30	40	1NO + 1NC	LC1D40A#	12485
80	25	35	50	1NO + 1NC	LC1D50A#	15665
80	37	50	65	1NO + 1NC	LC1D65A#	17765
80	37	50	80	1NO + 1NC	LC1D80A#	21565

* Reference to be completed by adding coil voltage code and recommended to check availability with Customer Care team

Power Contactors - D Model (4 Pole AC & DC Control)



- Conformance to IEC, UL, CSA
- Current Rating : 20A to 250A, AC-1 Rating
- Available with AC (50/60Hz Dual frequency), DC & DC low consumption (1) coil options
- High Operating ambient temperature, no derating upto 60 deg C

[Ie] Rated Operational Current AC-1	Poles Composition	AC control Reference	Unit MRP [₹]	DC control Reference	Unit MRP [₹]
20	4NO	-	-	LC1DT20**	3000
	2NO + 2NC	-	-	LC1D098**	3265
25	4NO	-	-	LC1DT25**	3595
	2NO + 2NC	-	-	LC1D128**	4700
32	4NO	-	-	LC1DT32**	3955
	2NO + 2NC	-	-	LC1D188**	5350
40	4NO	-	-	LC1DT40**	6205
	2NO + 2NC	-	-	LC1D258**	8175
60	4NO	-	-	LC1DT60A#	12415
	2NO + 2NC	-	-	LP1D40008**	16315

[Ie] Rated Operational Current AC-1	Poles Composition	AC control Reference	Unit MRP [₹]	DC control Reference	Unit MRP [₹]
80	4NO	-	-	LC1DT80A#	18520
	2NO + 2NC	-	-	LP1D65008**	21930
125	4NO	-	-	LP1D80004**	23755
	2NO + 2NC	-	-	LP1D80008**	27410
250	4NO	LC1D1150046*	29945	LC1D1150046**	33265

* Reference to be completed by adding coil voltage code and recommended to check availability with Customer Care team

Coil Voltage Code

Type	Voltage	24	48	72	110	220	415
AC*	CAD, LC1D09-D150 50/60 Hz	B7			F7	M7	N7
	LC1D1150046 50/60 Hz				F7	M7	N7
DC**	CAD, LC1D09-D38, LC1D80-D150	BD			FD	MD	
	LC1DT20-DT40, LC1D098-D258, LP1D40-D80, LC1D115	BD			FD	MD	
DC Low Consumption***	CAD	BL			FL	ML	
	LC1D09-D32	BL	EL	SL			

Type	Voltage	24V DC Low consumption	24-60V AC/DC	48-130V AC/DC	100-250V AC/DC
TeSys D Green#	LC1D40A-80A, LC1DT60A-DT80A	BBE	BNE	EHE	KUE

Note: Please contact Customer Care for 4 Pole AC coil contactor details

For Non standard coil voltage prices please contact customer care

(1) For current rating and ref please contact Customer Care

(2) Reference to be completed by adding coil voltage code and recommended to check availability with Customer Care team

For details on non standard references, technical parameters, accessories, compatibility, stockable and non stockable status please contact Customer Care

NORMAL STOCK ITEMS

W.E.F. June 1, 2021



TeSys D Green

The Revolutionary Electronic Coil Contactor



Green
Premium™
Product

New
80A AC3
offer available
in 55mm frame



3 frame sizes	9 to 18A	25 to 38A	40 to 80A
	24 to 60V		48 to 130V
3 coil ratings	110 to 250V		
	Universal AC/DC coil		
Low consumption offer 40-80A			



Reliability - Improved under voltage performance, low contact bounce.



Efficiency - 80% less coil consumption, reduced heat dissipation



Productivity - Easier integration with automation architectures



Flexibility - Wide voltage bands, eliminate surge suppressor



Scan to see TeSys D Green under voltage performance.

Tesys D Green Contactor (3 Pole AC/DC Universal Coil)



- Current Rating: 9-65A
- Universal AC/DC coil from 24 - 250V
- Special low consumption offer from 40-80A
- Fuseless Type 2 Co-ordination charts available

The Revolutionary Electronic Coil Contactor

[Ie] Rated Operational Current AC-1	AC-3 Duty (Long Life)			Auxiliary Contacts	Reference	Unit MRP [₹]
	kW	hP	A			
25	4	5.5	9	1NO + 1NC	LC1D09*	3220
	5.5	7.5	12	1NO + 1NC	LC1D12*	3335
32	9	12.5	18	1NO + 1NC	LC1D18*	4405
40	11	15	25	1NO + 1NC	LC1D25*	5255
50	15	20	32	1NO + 1NC	LC1D32*	10680
	18.5	25	38	1NO + 1NC	LC1D38*	11525
60	22	30	40	1NO + 1NC	LC1D40A*	12485
80	25	35	50	1NO + 1NC	LC1D50A*	15665
80	37	50	65	1NO + 1NC	LC1D65A*	17765
80	37	50	80	1NO + 1NC	LC1D80A*	21565
60	22	30	40	1NO + 1NC	LC1D40A*	12485
80	25	35	50	1NO + 1NC	LC1D50A*	15665
80	37	50	65	1NO + 1NC	LC1D65A*	17765
80	37	50	80	1NO + 1NC	LC1D80A*	21565

Power Contactors - TeSys D Green (4 Pole AC & DC Control)

[Ie] Rated Operational Current AC-1	Poles Composition	Auxiliary Contacts	DC control Reference	Unit MRP [₹]
60	4NO	1NO + 1NC	LC1DT60A*	12415
80	4NO	1NO + 1NC	LC1DT80A*	18520

Coil Voltage Code

Type	Voltage	24-60V AC/DC	48-130V AC/DC	100-250V AC/DC
AC/DC*	LC1D09 - D38, LC1D40A - 80A, LC1DT60A - 80A	BNE	EHE	KUE
24V DC Low Consumption*	LC1D40A - 80A, LC1DT60A - 80A	BBE (24V DC only)		

* Reference to be completed by adding coil voltage code and recommended to check availability with Customer Care team



Check the features of the TeSys D Green

For details on non standard references, technical parameters, accessories, compatibility, stockable and non stockable status please contact Customer Care

NORMAL STOCK ITEMS

W.E.F. June 1, 2021

Description	For use with	Reference	Unit MRP [₹]
Power connection accessories			
Terminal block	For supply to one or more GV2 G busbar sets	GV1G09	2030
Set of 63A busbars for paralleling of contactors	2 contactors LC1D09...D18 or D25...D38	GV2G245	1605
	4 contactors LC1D09...D18 or D25...D38	GV2G445	2530
Set of 115A busbars for paralleling of contactors	2 contactors LC1D40A...D80A	GV3G264	2885
	3 contactors LC1D40A...D80A	GV3G364 ⁽¹⁾	1540
Set of S-shape busbars	For circuit breakers GV3P** & GV3L** and contactors LC1 D40A...D65A	GV3S	1155

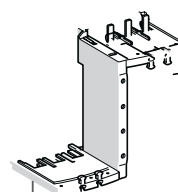
**Not applicable for GV3P/GV3L 73A and 80A



GV2G245



GV1G09



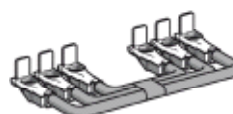
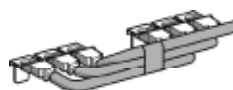
GV3S

Description	For use with	Reference	Unit MRP [₹]
Mechanical interlock	LC1D09 to D38 ⁽¹⁾	LAD9V2	690
	LC1D40A to D65A ⁽¹⁾	LAD4CM	1405
	LC1D80 and D95 (for AC control voltage)	LA9D4002	3070
	LC1D80 and D95 (for DC control voltage) ⁽²⁾	LA9D8002	4570
	LC1D115 and D150 ⁽²⁾	LA9D11502	4635

(1) With this set of busbars, any one contactor can be supplied directly by its EverLink® double cage power terminal block. The other two contactors are supplied by the busbar set. The 115A limitation is therefore applied to these two contactors.

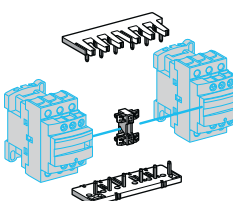
(2) With electrical interlock

Description	For use with	Reference	Unit MRP [₹]
Power Connection for Reversing			
Kit Comprising :	LC1D09 to D38	LAD9V5 + LAD9V6	1025
1. A set of parallel bars	LC1D40A to D80A	LA9D65A69	2980
2. A set of reverser bars.	LC1D80 and D95 (for AC control voltage)	LA9D8069	6380
	LC1D80 and D95 (for DC control voltage)	LA9D8069	6380
	LC1D115 and D150	LA9D11569	10610



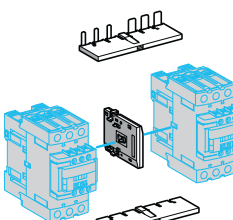
LA9 D8069

Description	For use with	Reference	Unit MRP [₹]
Reversing Kit			
Kit Comprising :			
1. A mechanical interlock LAD 9V2 with electrical interlocking LAD 9V1	LC1D09 to D38	LAD9R1V	1430
2. A set of power connections LAD 9V5 (parallel) and LAD 9V6 (reversing).			
Kit Comprising :			
1. A mechanical interlock LAD 9V2 without electrical interlocking	LC1D09 to D38	LAD9R1	1215
2. A set of power connections LAD 9V5 (parallel) and LAD 9V6 (reversing).			
Kit Comprising :			
1. A mechanical interlock LAD 4CM	LC1D40A to D80A	LAD9R3	3405
2. A set of power connections LA9 D65A69.			



LAD9R1

Description	For use with	Reference	Unit MRP [₹]
Star Delta Kit			
Time delay contact block LAD S2 (LC1D09...D80),	LC1D09 and D12	LAD91217	5380
Power circuit connections (LC1D09...D80),	LC1D18 to D32	LAD93217	6915
Hardware required for fixing the contactors onto the mounting plate (LC1D80)	LC1D40A and D50A	LAD9SD3	13980
	LC1D80	LA9D8017	15525



LAD9R3



LAD91217



LAD9SD3



LA9D8017

For details on non standard references, technical parameters, accessories, compatibility, stockable and non stockable status please contact Customer Care

✓ NORMAL STOCK ITEMS

W.E.F. June 1, 2021

Description	Time Delay Range	Timer Type	Reference	Unit MRP [₹]
On delay timer ⁽¹⁾ ⁽²⁾	15...30 s	on delay	LA4DT2U	4430
On delay timer ⁽¹⁾ ⁽²⁾	0.1...2 s	on delay	LA4DT0U	
On delay timer ⁽¹⁾ ⁽²⁾	25...500 s	on delay	LA4DT4U	
Relay interface module - 24V DC ⁽¹⁾ ⁽²⁾	-	-	LA4DFB	4080

(1) For LC1 D09...38A (3P, AC coils only) add mounting adaptor LAD4BB and for LC1 D40A...65A (3P, AC coils only), add mounting adaptor LAD4BB3.
 (2) For LC1D80...150 (3P), direct mounting, for 100-250V AC Coils only.

Mounting Location	For Use With Contactor	Reference	Unit MRP [₹]
For D Model Mechanical Latch Blocks			
Front, Clip-on	LC1D09...D38 (a or c) LC1DT20...DT40 (a or c) LC1D40A...D65A (3P a or c) LC1DT60A and DT80A (4P a or c)	LAD6K10*	5325
	LC1D80...D150 (3P a) LC1D80 and D115 (3 P c) LC1D80 (4 P a) LC1D80 and D115 (4 P a) LP1D80 and LC1D115 (4 P c)	LA6DK20*	5560

* Reference to be completed by adding coil voltage code and recommended to check availability with Customer Care team

*Coil Voltage Code

VOLTAGE (AC/DC)	24	42/48	110/127	220/240	380/415
Code	B	E	F	M	Q

Spare coils D Model

product Compatibility	Reference
AC Coils	
CAD, LC1-D09...D38, DT20..40	LXD1*
LC1D40A, D50A, D65A & LC1DT60A, DT80A	LXD3*
D80 & D95 (3P & 4P)	LX1D6*
LC1-D115, D150	LX1D8*
DC Coils	
LC1-D80-D95	LX4D7**
LC1-D115, D150	LX4D8**

* Reference to be completed by adding coil voltage code and recommended to check availability with Customer Care team

Coil Voltage Code

TYPE	VOLTAGE (V)	24	110	220	415
AC*	CAD, LC1-D09...D38, DT20..40, LC1 - D150, LC1D40A, D50A, D65A & LC1DT60A, DT80A, LC1D150 LC1D80, D95, D115	B7	F7	M7	N7

For details on non standard references, technical parameters, accessories, compatibility, stockable and non stockable status please contact Customer Care

NORMAL STOCK ITEMS

W.E.F. June 1, 2021

Accessories - D Model

Description	For use with	Contacts	Reference	Unit MRP [₹]	
Add On Blocks					
Additional instantaneous auxiliary contact blocks	LC1D09 ...LC1D150 & LC1F*	Front Mounted	1NO + 1NC	LADN11	465
			2NO	LADN20 <input checked="" type="checkbox"/>	
			2NC	LADN02	625
			2NO + 2NC	LADN22 <input checked="" type="checkbox"/>	835
			4NC	LADN04	1035
	LC1D80..LC1D95 & LC1F	Front Mounted	4NO	LADN40 <input checked="" type="checkbox"/>	835
			1NO + 3NC	LADN13	
			3NO + 1NC	LADN31 <input checked="" type="checkbox"/>	345
			1NO	LADN10	
			1NC	LADN01	

Description	Contacts	Reference	Unit MRP [₹]	
Add On Blocks				
Additional instantaneous auxiliary contact blocks	Side Mounted ⁽¹⁾	1NO + 1NC	LAD8N11	1500
		2NO	LAD8N20	
Pneumatic timer blocks front mounted	ON delay	1NO + 1NC 0.1..3s	LADT0	3330
		1NO + 1NC 0.1..30s	LADT2	
		1NO + 1NC 10..180s	LADT4	
	OFF delay	1NO + 1NC 1..30s ⁽²⁾	LADS2 <input checked="" type="checkbox"/>	3550
		1NO + 1NC 0.1 ..3s	LADR0	3330
		1NO + 1NC 0.1 ..30s	LADR2 <input checked="" type="checkbox"/>	
1NO + 1NC 10..180s	LADR4			

(1) Suitable for mounting on D Model range AC Coil Contactors and Control Relays only

(2) With Switching time of 40 ms between opening of the NC contact and closing of the NO contact recommended for Star - Delta Starters

Accessories compatibility

Contactors		Instantaneous auxiliary contacts					Time delay	
Type	Number of poles and size	Side mounted	Front mounted			Front mounted		
			1 contact	2 contact	4 contacts			
AC & AC/DC	3P	LC1D09...D38	1 on LH side	and	-	1	or 1	or 1
		LC1D40A...D80A	1 on LH or 1 on RH side	and	-	1	or 1	or 1
		LC1D80 and D95A (50/60 Hz)	1 on each side	or	2	and 1	or 1	or 1
		LC1D80 and D95A (50 or 60 Hz)	1 on each side	and	2	and 2	or 1	or 1
		LC1D115 and D150	1 on LH side	and	-	1	or 1	or 1
	4P	LC1DT20...DT40	1 on LH side	and	-	1	or 1	or 1
		LC1DT60A and DT80A	1 on LH or 1 on RH side	and	-	1	or 1	or 1
		LC1D40008, D65008 and D80	1 on each side	or	1	or 1	or 1	or 1
		LC1D115	1 on each side	and	1	or 1	or 1	or 1
		LC1D09...D38	-	-	-	1	or 1	or 1
DC	3P	LC1D40A...D80A	-	-	1	or 1	or 1	
		LC1D80 and D95	-	1	or 1	or 1	or 1	
		LC1D115 and D150	1 on LH side	and	-	1	or 1	or 1
	4P	LC1DT20...DT40	-	-	1	or 1	or 1	
		LC1DT60A and DT80A	-	-	1	or 1	or 1	
		LC1D40008, D65008 and D80	-	2	and 1	or 1	or 1	
		LC1D115	1 on each side	-	and 1	or 1	or 1	
LC (3)	3P	LC1D09...D38	-	-	1	-	-	
	4P	LC1DT20...DT40	-	-	1	-	-	

(3) LC : Low consumption

For details on non standard references, technical parameters, accessories, compatibility, stockable and non stockable status please contact Customer Care

NORMAL STOCK ITEMS

W.E.F. June 1, 2021

Accessories for TeSys D

Description	For Use With	Reference	Unit MRP [₹]
For Contactor D115/150			
Contacts set - 3P	LC1D115	LA5D1158031	17445
Contacts set - 3P	LC1D150	LA5D150803	18085
Contacts set - 4P	LC1D1150046	LA5D115804	24050

Product Compatibility	Fixing	Control Circuit Voltage	Suppressor Type	Reference	Unit MRP [₹]
Coil Suppressor Modules					
LC1D12...D25 (4P)		110...240V AC	RC Circuit AC	LA4DA1U	1365
LC1D12...D25 (4P)		12...250V DC	Diode DC	LA4DC1U	
LC1D09...D38, LC2D09...D38, LC1DT20...DT40, LC2DT20...DT40 (3P)		24...48V AC	Varistor AC/DC	LAD4VE	1320
		24...48V AC 400Hz	RC Circuit AC	LAD4RCE	
		50...127V AC 200Hz	RC Circuit AC	LAD4RCG	1195
CAD		110...240V AC 100Hz	RC Circuit AC	LAD4RCU <input checked="" type="checkbox"/>	1320
		110...250V AC	Varistor AC/DC	LAD4VU	
LC1D80, LC1D95, LC2D80, LC2D95 (3P) LC2D80 (4P), LC1D40008, LC1D65008		24...250V DC	Diode DC	LA4DC3U	1365
		110...250V AC	Varistor AC/DC	LA4DE2U	1305
		24...48V AC 400Hz	RC Circuit AC	LA4DA2E	
	Screw	50...127V AC 200Hz	RC Circuit AC	LA4DA2G	2060
		110...240V AC 100Hz	RC Circuit AC	LA4DA2U	1365
		380...415V AC 150Hz	RC Circuit AC	LA4DA2N	2060
		24...48V DC	Varistor AC/DC	LA4DE3E	1365

For details on non standard references, technical parameters, accessories, compatibility, stockable and non stockable status please contact Customer Care

NORMAL STOCK ITEMS

W.E.F. June 1, 2021

TeSys D

Modular marking system simplifies identification of standard contactors in the control panel to enhance visibility of the safety chain

Simple, customisable modular marking system

Standard TeSys D contactors

Easy-to-attach covers:



Auxiliary blocks for more contact points:



Flexibility to customise contactors included in the safety chain during panel building



Simpler and faster maintenance with 100% visibility



Safety covers and auxiliary blocks prevent screwdriver contact with poles

Standard TeSys U motor starters

Translucent labels to identify safety-chain devices:



Complete safety-chain identification system

TeSys D range

Retrofit contactor safety covers



LAD9ET1S
9A upto 65A

LAD9ET3S
80A to 95A



LAD9ET4S
110A to 150A



LADN22S
2NO + 2NC

Also available for CAD32/CAD50

TeSys U range

Retrofit identification label



LU9ET1S

Built in Safety

TeSys U motor starters are certified according to IEC 60947-4-1 for safety applications thanks to integrated mirror contact

Description	For Use with	Reference	Unit MRP ₹
Red Cover (For safety chain indication)	LC1D09...D65A and DT20 .. DT80A	LAD9ET1S	660
Auxiliary Contact block with red front face- for safety chain indication	2NO + 2NC	LADN22S	945

For details on non standard references, technical parameters, accessories, compatibility, stockable and non stockable status please contact Customer Care

✓ NORMAL STOCK ITEMS

W.E.F. June 1, 2021



New TeSys G Contactors and Relays Futuristic ready...

- **New generation** of high power contactors..115-800 A (AC-3)
- Advanced contact wear diagnostic for **predictive maintenance**
- **Modular design** for easy maintenance and short down times
- **Compact design** for less installation space consumption
- Less product references for **easier selection** and **reduced inventory**
- Right choice for a wide range of **demanding applications!!**

Launching in 2021.....

se.com/in/TeSys

Power Contactors - F Model (3 Pole AC/DC Control)



- Conformity to International Standards – IEC, UL, CSA, CE
- High electrical life
- Type 2 Co-ordination Charts available
- Common accessories as Model D
- Rating : 115 - 2600A, AC/DC Coils, special Hoisting application coils
- Shock Proof version and Magnetic latching contactor available

[Ie] Rated Operational Current AC-1	Motor Power (Long Life) AC-3			Reference	Unit MRP ₹
	kW	hP	A		
200	59	80	115	LC1F115	22050
250	80	110	150	LC1F150	30565
275	100	135	185	LC1F185	37210
315	110	150	225	LC1F225	40530
350	140	190	265	LC1F265	49170
400	180	245	330	LC1F330	61135
500	220	300	400	LC1F400	67115
700	280	380	500	LC1F500	96345
1000	375	500	630	LC1F630	154160
1000	450	610	800	LC1F800	239210
1250	630	840	1000	LC1F1000	414625

Note:

- Contactor reference does not include coil. Contactor coil & aux. contacts to be ordered separately.(Coil includes 1NO contact)
- Please select coils from table on next page (Page-30).

Power Contactors - F Model (2 Pole & 4 Pole AC/DC Control)



- Conformity to International Standards – IEC, UL, CSA
- 2 and 4 pole versions available
- 240-1600A in AC-1 duty, AC/DC coils
- Common accessories same as Model D
- High electrical life

[Ie] Rated Operational Current AC-1	Power Pole Composition	Reference	Unit MRP ₹
200	4NO	LC1F1154	36180
250	4NO	LC1F1504	43930
275	4NO	LC1F1854	54270
315	4NO	LC1F2254	64865
350	4NO	LC1F2654	71715
400	4NO	LC1F3304	84760
500	2NO	LC1F4002	60080
500	4NO	LC1F4004	98850
700	2NO	LC1F5002	87865
700	4NO	LC1F5004	150315
1000	2NO	LC1F6302	148595
1000	4NO	LC1F6304	209330
1600	4NO	LC1F7804	445865

Note:

- Contactor reference does not include coil. Contactor coil & aux. contacts to be ordered separately.(Coil includes 1NO contact)
- Power terminals may be protected by the addition of shrouds, to be ordered separately.

3P AC/DC control for AC-1 applications

[Ie] Rated Operational Current AC-1	Reference	Unit MRP ₹
1250	LC1F1250	On Request
1700	LC1F1700	
2100	LC1F2100 ⁽¹⁾	
2600	LC1F2600 ⁽²⁾	

(1) With set of right-angled connectors LA9 F2100

(2) With set of right-angled connectors LA9 F2600

For details on non standard references, technical parameters, accessories, compatibility, stockable and non stockable status please contact Customer Care

Coils F Model

Product compatibility	AC Coil Reference	Unit MRP [₹]	DC Coil Reference ⁽²⁾	Unit MRP [₹]
LC1F115, LC1F150	LX9FF*	4625	LX4FF**	9780
LC1F185, LC1F225	LX9FG*	6400	LX4FG**	13020
LC1F265, LC1F330	LX1FH*	7965	LX4FH**	15855
LC1F400	LX1FJ*	16400	LX4FJ**	25095
LC1F500	LX1FK*	19510	LX4FK**	25905
LC1F630	LX1FL*	21820	LX4FL**	26845
LC1F800	⁽¹⁾	-	LX4F8**	38250
LC1F1000, LC1F1700, LC1F2100	LX1FK* ⁽³⁾	19510		
LC1F2600	LX1FL* ⁽³⁾	21820		

Please replace (*) with the Corresponding Control Voltage.

- (1) Use rectifier with required DC coil (Ref: DR5TE4U)
- (2) Coil with suppressor fitted as standard.
- (3) Set of two coils to be connected in series.
- (4) It is recommended to check availability with Customer Care team.

Coil Voltage Code

Type	Voltage (V)	24	110	220	415
AC*	LC1F115-F225, LC1F400-630	-	110	220	415
	LC1F265, LC1F330	-	1102	2202	3802
	LC1F1000	-	55	110	220
	LC1F1700, 2100, 2600	-	65	110	220
DC**	LC1F115-LC1F330	24	110	220	-
	LC1F400-LC1F780	-	110	220	
	LC1F800	-	FW	MW	

Note: (1) It is recommended to check availability with Customer Care team

Accessories - D and F Model

Description	For use with	Contacts	Reference	Unit MRP [₹]	
Add on Blocks					
Additional instantaneous auxiliary contact blocks	LC1D09...LC1D150 & LC1F*	Front Mounted	1NO + 1NC	LADN11	465
			2NO	LADN20	
			2NC	LADN02	
			2NO + 2NC	LADN22	
			4NC	LADN04	
	LC1D80...LC1D95* & LC1F	Front Mounted	4NO	LADN40	835
			1NO + 3NC	LADN13	
			3NO + 1NC	LADN31	
			1NO	LADN10*	
			1NC	LADN01*	

For details on non standard references, technical parameters, accessories, compatibility, stockable and non stockable status please contact Customer Care

Accessories - D and F Model

Description		Contacts	Reference	Unit MRP ₹
Add On Blocks				
Additional instantaneous auxiliary contact blocks	Side Mounted ⁽¹⁾	1NO + 1NC	LAD8N11	1500
		2NO	LAD8N20	
Pneumatic timer blocks front mounted	ON delay	1NO + 1NC 0.1..3s	LADT0	3330
		1NO + 1NC 0.1..30s	LADT2	
		1NO + 1NC 10..180s	LADT4	
	OFF delay	1NO + 1NC 1..30s ⁽²⁾	LADS2 <input checked="" type="checkbox"/>	3550
		1NO + 1NC 0.1 ..3s	LADR0	3330
		1NO + 1NC 0.1 ..30s	LADR2 <input checked="" type="checkbox"/>	
		1NO + 1NC 10..180s	LADR4	

(1) Suitable for mounting on D Model range AC Coil Contactors and Control Relays only

(2) With Switching time of 40 ms between opening of the NC contact and closing of the NO contact recommended for Star - Delta Starters

* Suitable for 80A, 95A & Model F contactors only

For Use With Contactor	Reference	Unit MRP ₹
Mechanical Interlocks ⁽¹⁾ - Horizontally Mounted		
LC1F115, LC1F150, LC1F1154, LC1F1504	LA9FF970	4875
LC1F185, LC1F1854, LC1F225, LC1F2254	LA9FG970	5630
LC1F265, LC1F330, LC1F400, LC1F500, LC1F2654, LC1F3304, LC1F4004, LC1F5004	LA9FJ970	6300
LC1F630, LC1F6304, LC1F800	LA9FL970	7015

(1) For assembly of 3/4 pole 2 contactors of identical rating. To obtain electrical interlocking, please order 2 contact blocks LADN11

All power connections are to be made by the user.

Main Contact Sets*

LC1F115, LC1F150	LA5FF431 <input checked="" type="checkbox"/>	25790
LC1F185, LC1F225	LA5FG431	37255
LC1F265	LA5FH431	49070
LC1F330, LC1F400	LA5F400803	59495
LC1F500	LA5F500803	76530
LC1F630	LA5F630803	121725
LC1F800	LA5F800803	152855

* For 3 Pole contactor (per pole: 2 fixed contacts and 1 moving contact, 2 deflectors, 1 backplate, fixing screws & washers.)

Description	For use with	110V Reference	220V Reference	Unit MRP ₹
Suppressor Blocks				
Suppressor module clip on	All AC ratings	LA4FRCF	LA4FRCP	6560
Suppressor bracket	For all LA4F	LA9D09981		695

Product compatibility	110V Reference	220/230V Reference	415/440V Reference	Unit MRP ₹
-----------------------	----------------	--------------------	--------------------	---------------

Hoisting Applications - AC Coils

LC1F265	LX9FH1102	LX9FH2202	-	On Request
LC1F330				
LC1F400	LX9FJ925	LX9FJ931	LX9FJ937	
LC1F500	LX9FK925	LX9FK931	LX9FK937	
LC1F630	LX9FL924	LX9FL931	LX9FL936	

Note: Rectifier is a must with the coil. Ref no. DR5TE4U for 110..230V & DR5TE4S* for 415..440V, needs to be added extra with coil.

Product compatibility	48V Reference	110V Reference	220V Reference	440/460 V Reference	Unit MRP ₹
-----------------------	---------------	----------------	----------------	---------------------	---------------

Hoisting Applications - DC Coils

LC1F400	LX9FJ918	LX9FJ926	LX9FJ932	LX9FJ938	On Request
LC1F500	LX9FK918	LX9FK926	LX9FK932	LX9FK938	
LC1F630	LX9FL918	LX9FL926	LX9FL931	LX9FL937	

Note:

- Resistor is a must with every coil as per the quantity mentioned.
- Economy Resistor to be selected from below table as per coil voltage code**

Contactor	110V Reference	220V Reference	440/460V Reference	Unit MRP ₹
Economy Resistor				
• To be used with hoisting application DC coil				
LC1F400	1 X DR2SC0047	1 X DR2SC1200	1 X DR2SC4700	On Request
LC1F500	1 X DR2SC0039	1 X DR2SC1000	1 X DR2SC3300	
LC1F630	2 X DR2SC0047	2 X DR2SC0047	2 X DR2SC3900	

For details on non standard references, technical parameters, accessories, compatibility, stockable and non stockable status please contact Customer Care

NORMAL STOCK ITEMS

W.E.F. June 1, 2021

TeSys G

A comprehensive range of TeSys Giga Contactors that are available in 'Advanced' and 'Standard' versions, in 3 sizes, covering several ratings.
A common range of auxiliary contacts and accessories, enabling high flexibility and simplicity.

> TeSys Giga Contactors - Standard version



Power & control

- 3 or 4 power poles
- 115 to 800A⁽¹⁾ (AC-3)
- 200 to 1050A⁽¹⁾ (AC-1)
- Embedded 1 NO + 1 NC auxiliary contacts
- Push-in type terminals for coils & control

Remote control

- 48-130V, 100-250V AC/DC coils
- Wide voltage range coils (direct coil control)
- Embedded surge-suppressor

Diagnostic

- Embedded wear diagnostic
- Embedded control voltages diagnostic
- Self diagnosis function
- Local alarm signaling (LED)

Mounting

- 'Cabling memory' adapter enables maintenance without removing power cables and busbar connections. (Provided as an accessory in standard version)

> TeSys Giga Contactors - Advanced version



Power & control

- 3 or 4 power poles
- 115 to 800A⁽¹⁾ (AC-3)
- 200 to 1050A⁽¹⁾ (AC-1)
- Embedded 1 NO + 1 NC auxiliary contacts
- Push-in type terminals for coils & control

Remote control

- 24-48V, 48-130V, 200-500V AC/DC coils
- Low consumption coils
- Wide voltage range coils (direct coil control)
- Digital control input (PLC output digital coil control)
- Embedded surge suppressor

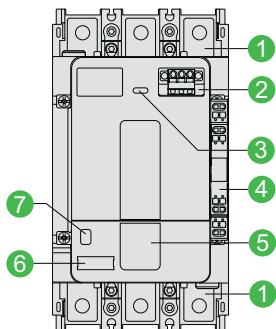
Diagnostic

- Embedded wear diagnostic
- Embedded control voltages diagnostic
- Self diagnosis function
- Local alarm signaling (LED)
- Remote wear diagnostic signaling kit (accessory)

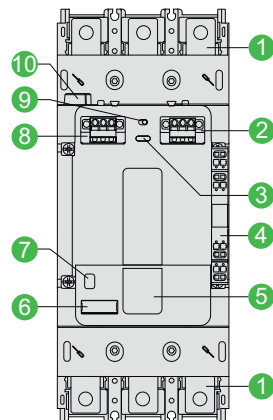
Mounting

- 'Cabling memory' adapter enables maintenance without removing power cables and busbar connections. (Provided as default in advanced version)

(1) 630A and 800A (AC-3) and 1050A (AC-1) contactors shall be launched in Q1 2022.



Standard (*N) version



Advanced (*A) version

- 1 Power connection (cable memory kit provided with Advanced version contactor)
- 2 A1-A2 coil terminal
- 3 Contact wear diagnosis LED
- 4 1 NO + 1 NC auxiliary contact
- 5 QR code
- 6 Label holder
- 7 Status indicator
- 8 PLC control terminal
- 9 PLC control ON/OFF switch
- 10 Connector for Remote Wear Diagnostic (RWD) module

*Product references finishing by A or N.

Power Contactors - G Model (3 Pole AC/DC Control)



Futuristic ready:

Continuous local and remote monitoring of contact wear optimizes the predictive maintenance by allowing you to replace contacts only when necessary, facilitated by diagnostic visual indicator.

- Current Rating: 115-500 A AC3 rating; and AC1 upto 700 A
- Universal AC/DC electronic wideband coil
- Fuseless Type 2 Co-ordination charts as per IEC60947-4-1 available
- Conformity to International Standards – IEC, UL, CSA, CE

[Ie] Rated Operational Current AC-1	Motor Power (Long Life) AC-3			Standard version Reference	Unit MRP [₹]	Advanced version Reference	Unit MRP [₹]
	kW	hP	A				
250	59	80	115	LC1G115***N	26275	LC1G115***A	On Request
275	80	110	150	LC1G150***N	34660	LC1G150***A	
305	100	135	185	LC1G185***N	42955	LC1G185***A	
330	110	150	225	LC1G225***N	46225	LC1G225***A	
385	140	190	265	LC1G265***N	56280	LC1G265***A	
440	180	245	330	LC1G330***N	68065	LC1G330***A	
550	220	300	400	LC1G400***N	82260	LC1G400***A	
700	280	380	500	LC1G500***N	114115	LC1G500***A	

Power Contactors - G Model (4 Pole AC/DC Control)

[Ie] Rated Operational Current AC-1	Power Pole Composition	Standard version Reference	Unit MRP [₹]	Advanced version Reference	Unit MRP [₹]
250	4 NO	LC1G1154***N	40195	LC1G1154***A	On Request
275	4 NO	LC1G1504***N	47825	LC1G1504***A	
305	4 NO	LC1G1854***N	59760	LC1G1854***A	
330	4 NO	LC1G2254***N	70195	LC1G2254***A	
385	4 NO	LC1G2654***N	78485	LC1G2654***A	
440	4 NO	LC1G3304***N	91335	LC1G3304***A	
550	4 NO	LC1G4004***N	113520	LC1G4004***A	
700	4 NO	LC1G5004***N	167280	LC1G5004***A	

Standard Coil Reference(***)N	Voltages (AC/DC)
EHEN	48-130
KUEN	100-250
Standard Coil Reference(***)A	Voltages (AC/DC)
LSEA ⁽¹⁾	200-500
BEEA ⁽¹⁾	24-48

1: Advanced version (Price on request)

Contactor prices are for the standard version and inclusive of coil.

Reference to be completed by adding coil voltage code and recommended to check availability with Customer Care team.



EcoStruxure™ Motor Control Configuration



Product Selector for TeSys Giga



EcoStruxure™ Motor Management Design

For details on non standard references, technical parameters, accessories, compatibility, stockable and non stockable status please contact Customer Care

NORMAL STOCK ITEMS

W.E.F. June 1, 2021

TeSys Special Purpose Contactor

Capacitor Duty Contactor



Nominal Reactive Power 440V	Auxiliary Contacts	Reference	Unit MRP [₹]
LC1-D•K - with Damping Resistors & Block of Early Make poles			
12.5 KVAR	1NO + 2NC	LC1DFK*	3880
16.7 KVAR	1NO + 2NC	LC1DGK*	5450
20 KVAR	1NO + 2NC	LC1DLK*	6125
25 KVAR	1NO + 2NC	LC1DMK*	6715
32 KVAR	1 NO + 2NC	LC1DPK*	14630
40 KVAR	1NO + 2NC	LC1DTK*	20155
60 KVAR	1NO + 2NC	LC1DWK12*	22690

Contactor recommended upto 6 steps. For over 6 steps it is recommended to use chokes

* Reference to be completed by adding coil voltage code

* Coil Voltage Code

VOLTAGE	110	220
LC1DFK....DWK, 50/60Hz	F7	M7

Note: (1) For non standard coil voltage prices please consult customer care.
(2) It is recommended to check availability with Customer Care team.



Instruction Manual
Video for Capacitor
Duty Contactors



Guide for the Design
and Production of LV
Power Factor
Correction Cubicles

For complete information on selection of capacitor switching please refer to the TeSys catalogue

For details on non standard references, technical parameters, accessories, compatibility, stockable and non stockable status please contact Customer Care

NORMAL STOCK ITEMS

W.E.F. June 1, 2021

TeSys H - Ultra-compact starters

The most compact 3 KW / 400 V starter in the world



Up to 75 % of space reduction

- Ultra-compact 22.5 mm starter
- Reversing starter in the same width
- Maximum space savings for group starter architecture

Long electrical durability

- Suitable for high demanding application
- 30 000 000 of AC53a electrical cycles

> With printed QR code, referring directly to the product data sheet.

Easy Design

- Wide range setting motor protection
- Automatic, manual or remote reset after thermal trip
- Wide range of control voltage

Easy to integrate

- Direct mounting installation on DIN rail
- Control terminals on the upper side
- Power terminal on the lower side

TeSys H - Ultra-compact starters

Standard version



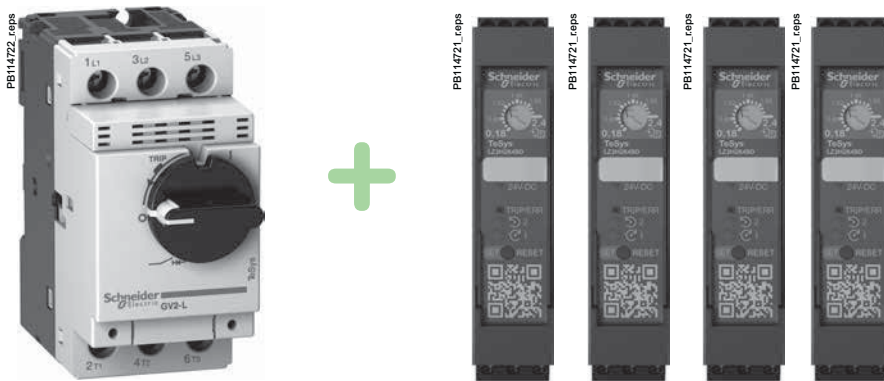
- **2 ratings:**
 - 2.4A 400V AC-53a
 - 6.5A 400V AC-53a
- **control voltages:**
 - 24V DC
 - 110V / 230V AC
- **2 terminal types:**
 - Screw clamps
 - Spring
- **Can provide up to 3 functions:**
 - Forward running
 - Reverse running
 - Overload protection

Standard Starter Tesys H

Motor Power @ 415V AC	Current range	Screw terminals	Unit MRP [₹]	Spring terminals	Unit MRP [₹]
1 way (DOL)					
0.75	0.18...2.4A	LZ1H2X4**	On Request	LZ1H2X43**	On Request
3	1.5...6.5A	LZ1H6X5**	On Request	LZ1H6X53**	On Request
2 ways (RDOL)					
0.75	0.18...2.4A	LZ2H2X4**	On Request	LZ2H2X43**	On Request
3	1.5...6.5A	LZ2H6X5**	On Request	LZ2H6X53**	On Request

** reference to be completed with the control code : BD (24V DC) or FU (110-230V AC)
It is recommended to check availability with Customer Care team

Selection Chart for TeSys H



GV2L + LZ2H2X4BD

Selection of the circuit breaker Type 1 Co-ordination according to IEC/EN 60947-4-2

Max A	Iq kA	Number of TeSys H		Reference Circuit breaker	
		2.4 A	6.5 A	Rotary	Rocker
0.4	50.0	1	–	GV2L03	GV2LE03
0.63	50.0	1	–	GV2L04	GV2LE04
1	50.0	1	1	GV2L05	GV2LE05
1.6	50.0	1	1	GV2L06	GV2LE06
2.5	35.0	1	1	GV2L07	GV2LE07
4	12.5	1	1	GV2L08	GV2LE08
6.3	8.0	2	1	GV2L10	GV2LE10
10	7.0	4	1	GV2L14	GV2LE14
14	5.0	5	2	GV2L16	GV2LE16
18	4.0	7	2	GV2L20	GV2LE20
25	4.0	10	3	GV2L22	GV2LE22
32	3.0	13	4	GV2L32	GV2LE32

For details on non standard references, technical parameters, accessories, compatibility, stockable and non stockable status please contact Customer Care






✓ NORMAL STOCK ITEMS

W.E.F. June 1, 2021

TeSys Protection Range

TeSys has the most rugged and reliable solution to manage motors

Please find a quick range overview below

Protection	TeSys Motor Control and Protection Solution						
	GV2P, GV4P GV3P, GV2ME	GV4PEM	Thermal Overload Relays	Overtorque Relays	TeSys U	EOCR	TeSys
	 GV2P GV3P GV2ME	 GV4PEM	 LR2K LRD LR9D LR9F LR9G	 EOCR SS EOCR SSD	 TeSys U	 EOCR	 TeSys T TeSys Island
Short circuit							
Causes of overheating							
• Slight overload							
• Locked rotor							
• Ventilation fault							With probes
• Abnormal temperature rise							With probes
• Shaft bearing seizure							
• Insulation fault							
• Long starting time		Adjustable					Adjustable
• Severe duty							
• Voltage variation							
Causes of phase variation							
• Phase reversal			LR9D only				
• Phase losses							
• Phase imbalance			LR9G only				
• Earth fault	GV4P only		LR9G only				
Mechanical shocks							
Historic fault, prearming							
			Possible Pre-alarm				

For details on non standard references, technical parameters, accessories, compatibility, stockable and non stockable status please contact Customer Care

NORMAL STOCK ITEMS

W.E.F. June 1, 2021

Overload relays for Motor Safety

New TeSys LR9D electronic overload relays
provide motor safety tailored to your needs



Thermal Overload Relays - K Model (Direct Mounting)



- Conformance to IEC, UL, CSA, CE
- Range : 0.1A to 16A
- Direct & Independent mounting
- Trip class 10A

Thermal Protection Adjustment Range	For Use With	Reference*	Unit MRP [₹]
0.11...0.16	LC1K, LP1K, LP4K, LP2K, LC2K	LR2K0301	2165
0.16...0.23		LR2K0302	
0.23...0.36		LR2K0303	
0.36...0.54		LR2K0304	
0.54...0.8		LR2K0305	
0.8...1.2		LR2K0306	
1.2...1.8		LR2K0307	
1.8...2.6		LR2K0308	
2.6...3.7		LR2K0310	
3.7...5.5		LR2K0312	
5.5...8		LR2K0314	
8...11.5		LR2K0316	
10...14		LR2K0321	
12...16	LR2K0322		

* Note: Terminal Block for Clip-on Mounting LA7K0064


Thermal Overload Relays - D Model



- Conformance to IEC, UL, CSA
- Range : 0.1A to 104A
- Higher operating temperature
- Tripping class 10A & 20 available
- Direct mounting on contactor is possible upto 95A

Thermal Protection Adjustment Range	For Use With	Reference*	Unit MRP [₹]	
LRD Model (Direct Mounting)				
0.1...0.16	GV2L03, LE03, LC1D09...LC1D38	LRD01	2175	
0.16...0.25		LRD02		
0.25...0.4		LRD03		
0.4...0.63		LRD04		
0.63...1		LRD05 ✓		
1...1.6		LRD06 ✓		
1.6...2.5		LRD07 ✓		
2.5...4		LRD08 ✓		
4...6		LRD10 ✓		
5.5...8		LRD12 ✓		
7...10		LRD14 ✓		2445
9...13		LRD16 ✓		
12...18		LRD21 ✓		
16...24	GV2L22, LC1D25...D38	LRD22 ✓	2520	
23...32	LC1D25...LC1D38, LC1D32	LRD32 ✓	4045	
30...38	LC1D32, LC1D38	LRD35		
23...32	LC1D40A...D65A	LRD332	4480	
30...40	LC1D80...LC1D95	LRD3353		
30...40	LC1D40A...D65A	LRD340		
30...40	LC1D80...LC1D95	LRD3355		
37...50	LC1D40A...D65A	LRD350 ✓	6145	
	LC1D80...LC1D95	LRD3357	7345	
48...65	LC1D40A...D65A	LRD365	7885	
62...80	LC1D80A	LRD380	8220	
48...65	LC1D80...LC1D95	LRD3359	7885	
63...80	LC1D80...LC1D95	LRD3363	8555	
80...104	LC1D80, LC1D95	LRD3365	10560	

Electronic Overload Relay - D Model



- Conformance to IEC, UL, CSA
- Range : 0.1A to 32A
- 5:1 Adjustment range
- High Operating Temperature
- Field selectable tripping class : 5, 10, 20 & 30
- Type 1 & Type 2 Co-ordination chart available

Current Range	For Use With	Reference*	Unit MRP [₹]
0.1...0.5		LR9D01	9890
0.4...2.0	LC1D09 - 38A	LR9D02	10155
1.6...8.0	Direct Mounting	LR9D08	
6.4...32		LR9D32	11355

Note: For LR9D01 to LR9D32 - Terminal Block for Clip on Mounting LAD7B205.

Electronic Overload Relay - F Model



- Conformity to International Standards - IEC, UL, CSA
- Direct mounting on contactors is possible upto 630A
- Higher operating temperature
- Tripping class 10

Thermal Protection Adjustment Range	Reference	Unit MRP [₹]
LR9-F Electronic Protection Relays		
90...150	LR9F5369 ✓	14535
132...220	LR9F5371	17025
200...330	LR9F7375	18275
300...500	LR9F7379	22425
380...630	LR9F7381	23810

Electronic Overload Relay - G Model NEW



- Selectable protection against imbalanced load
- Selectable protection against ground fault
- ON status and overload alarm signaling by LED
- Direct mounting of relay with contactors saving in panel space and installation time
- Selectable, from class 5E to class 30E to suit different application needs

Thermal Protection Adjustment Range	Reference	Unit MRP [₹]
LR9-G Electronic Protection Relays		
28...115	LR9G115	12000
57...225	LR9G225	15000
125...500	LR9G500	19000
160...630	LR9G630	On Request

Note:

- For LRD01...LRD35 - Terminal Block for clip-on Mounting LAD7B106
- For LRD33** - Terminal Block for clip-on Mounting LA7D3064 ✓
- For LRD332, LRD340, LRD350 & LRD365 - Connection block for separate mounting LAD96560
- The LRD relays can be used for AC or DC current up to 104A
- For long starting, Class 20 relays are available on request.
- Device for remote tripping and electrical reset is available on request.

For details on non standard references, technical parameters, accessories, compatibility, stockable and non stockable status please contact Customer Care

✓ NORMAL STOCK ITEMS

W.E.F. June 1, 2021

Advanced Motor Protection

High performance protection
for your application



EOLR Electronic Overload Relay

- Precise Overload Protection
- Wide operating Range 5:1
- Higher Operating Temperature
- Selectable Trip Class



EOCR Electronic Over Current Relay

- Compact and Robust
- Advanced current protections
- Suitable for 1-phase and 3-phase applications
- Suitable for motors upto 400A
- Pass-through CT for electrical isolation

EOLR - LR9D

Electronic Overload Relay



- Conformance to IEC, UL, CSA
- Range : 0.1A to 32A
- 5:1 Adjustment range
- High Operating Temperature
- Field selectable tripping class : 5, 10, 20 & 30
- Type 1 & Type 2 Co-ordination chart available

Current Range	For Use With	Reference*	Unit MRP [₹]
0.1....0.5		LR9D01	9890
0.4....2.0	LC1D09 - 38A	LR9D02	10155
1.6....8.0	Direct Mounting	LR9D08	
6.4....32		LR9D32	11355

Note: For LR9D01 to LR9D32 - Terminal Block for Clip on Mounting LAD7B205.

Protection Relay Selection table

Features\product	EOLR	EOCR		
	LR9D	SS/SSD	3DM2/FDM2	3MZ2/FMZ2/3BZ2/FBZ2
Precise Overload Protection (Inverse Time)				
Over Current Protection (Definite Time)				
Selectable Trip Clas 5-30				
Current Unbalance Protection				
Locked Rotor, Phase Loss		*		
Under current Protection				
Ground Current Protection				
Current Measurement	3CT	2CT	3CT	3CT
Current Display		#		
Direct Mounting on Contactor	\$			
Fault History				
Configurable protection functions				

* - over current based protection
- with SSD
\$ - upto 38 Amps

■ Possible solution
■ Ideal solution

Analog EOCR

- Compact
- Protection against over current/phase loss/locked rotor (phase loss/locked rotor operates by over current)
- Manual (instant)/electrical reset
- NVR (No Volt Release) function / Fail Safe
- Suitable for single-phase / 3-phase motors
- LED (operation display and active current display)

EOCR SS

- Without Display



EOCR SS			
Current Range	Control Voltage	Reference	Unit MRP [₹]
0.5-6	24-240V AC/DC	EOCRSS-05S	5760
3-30	24-240V AC/DC	EOCRSS-30S	
5-60	24-240V AC/DC	EOCRSS-60S	

Note: 2 SPST output contacts

To order an EOCR-SS:

E O C R S S - 0 5 S

①	Current Setting Range	5	0.5-6A	For 60A or higher, combine 05Type and an external CT (secondary 5A) for use
		30	3.0-30A	
		60	5.0-60A	
②	Operating Power Supply	S	24-240V AC/DC	
		W	380-440V AC	

Note: For a CT combination type, please write an accessory code from the CT Order Codes separately.

EOCR SSD

- With Display (Operating Current & Trip Cause)



EOCR SSD			
Current Range	Control Voltage	Reference	Unit MRP [₹]
0.5-6	24-240V AC/DC	EOCRSSD-05S	8615
3-30	24-240V AC/DC	EOCRSSD-30S	
5-60	24-240V AC/DC	EOCRSSD-60S	

Note: 2 SPST output contacts

To order an EOCR-SSD:

E O C R S S D - 0 5 S

①	Current Setting Range	5	0.5-6A	For 60A or higher, combine 05Type and an external CT (secondary 5A) for use
		30	3.0-30A	
		60	5.0-60A	
②	Operating Power Supply	S	24-240V AC/DC	
		W	380-440V AC	

Note: For a CT combination type, please write an accessory code from the CT Order Codes separately.

For details on non standard references, technical parameters, accessories, compatibility, stockable and non stockable status please contact Customer Care

☑ NORMAL STOCK ITEMS

W.E.F. June 1, 2021

NEW Digital EOCR



- Micro-controller unit based
- Real time processing / High precision
- Protections : Over current, Under current, Phase loss, Phase reversal, Stall, Jam, Current Imbalance, Earth fault (3MZ2/ FMZ2/3BZ2/FBZ2)
- Current Rating – 0.5 to 400A
- Bar graph indication of a load current to the current setting.
- Ancillary functions : Fail safe, Accumulated running hour, 3 faults records & limitation of auto-restart.
- Individual phase I-THD monitoring
- Suitable low Frequency Operation
- Communication capable RS485 (Optional)

Selection Table for Digital EOCR

3 D M 2 - W R D U W Z

1 2 3 4 5 6

1	Digital Electronic Over-current Relay	3DM2/ FDM2	Without Ground Fault Protection	
		3MZ2/ FMZ2	With Ground Fault Protection with External ZCT	
		3BZ2/ FBZ2	With Ground Fault Protection inbuilt ZCT	
Built-in display		3●●2	Flush mounting display F●●2	
No	Item	Type	Current Range	
2	Standard	WR	0.5...80A	
3	Relay Output	D	b (95-96), a(97-98), a(07-08) 3DM2, FDM2	
		A	a(97-98): OL, a(57-58): GF	3MZ2, FMZ2
		C	b(95-96), a(97-98): OL/GF	
		D	b(95-96) : OL, a(57-58): GF*	
4	Control Power	B	AC/DC 24V	
		U	AC/DC 100~240V	
5	Wiring Method	W	Window-hole type*	
		H	Bottom-hole type	
6	Version	Z	New version	

* Not Possible with 3BZ2/FBZ2

Digital EOCR				
Current Control Range	Control Voltage	Reference	Description	Unit MRP [₹]
0.5-80A	100-240V AC/DC	3DM2-WRDUWZ		18175
		3DM2-WRDUHZ	Without ground - fault protection	19655
		FDM2-WRDUWZ		
		FDM2-WRDUHZ		18420
		3MZ2-WRAUWZ		
		3MZ2-WRAUHZ		
		3MZ2-WRCUWZ		
		3MZ2-WRCUHZ		
		3MZ2-WRDUWZ		
		3MZ2-WRDUHZ	With ground - fault protection	22115
		FMZ2-WRAUWZ		
		FMZ2-WRAUHZ		
		FMZ2-WRCUWZ		
		FMZ2-WRCUHZ		26735
		FMZ2-WRDUWZ		
		FMZ2-WRDUHZ		
		3BZ2-WRAUHZ		
		3BZ2-WRCUHZ	With ground - fault protection (inbuilt ZCT)	27165
FBZ2-WRAUHZ				
FBZ2-WRCUHZ				

EOCR Accessories

ZCT - Ground Fault Protection			
	Reference	Description	Unit MRP [₹]
	ZCT-035-Z	ZCT EP 35 mm	On Request
	ZCT-080-Z	ZCT EP 80 mm	7825
	ZCT-120-Z	ZCT EP 120 mm	12875

Display Cable for FDM2/FMZ2/FBZ2			
	Reference	Description	Unit MRP [₹]
	CABLE-RJ45-001Q	CABLE 1M	2105
	CABLE-RJ45-003Q	CABLE 3M	2235

Current Transformer				
3CT - H1 - 100 - C				
	Reference	Description	Unit MRP [₹]	
	1 CT ratio	H1-100-Z	Square 3CT 100:5	4625
		HH-150-Z	Square 3CT 150:5	5730
		H2-200-Z	Square 3CT 200:5	6320
		H3-300-Z	Square 3CT 300:5	6650
		H4-400-Z	Square 3CT 400:5	7825

For details on non standard references, technical parameters, accessories, compatibility, stockable and non stockable status please contact Customer Care

✓ NORMAL STOCK ITEMS

W.E.F. June 1, 2021

TeSys GV4

Circuit breaker for Motor protection



New TeSys GV4

- Compact and Robust, covering motors upto 55kW- Breaking capacity upto 100kA
- Available with magnetic, electronic thermal magnetic and advanced protection functions including alarming, jam, long start etc
- Equipped with patented EverLink power connections for the entire range, ensuring 100% reliable connections
- Type 2 Co-ordination with TeSys range of contactors, including TeSys T motor controllers

Circuit Breakers for Motor Protection

Magnetic Circuit Breaker



- Conformance to IEC 60947 -1,-2,-4
- Magnetic circuit breakers range from 0.1-80 Amps
- High Breaking capacity up to 100kA
- Wide range of accessories

Thermal Magnetic Circuit Breaker



- Conformance to IEC 60947 -1,-2,-4, conformity to International Standards - UL, CSA, CE
- Thermal magnetic circuit breakers range from 0.1-220 Amps
- High Breaking capacity up to 100kA
- Wide range of accessories
- S-shaped busbar for side-by-side connection with 40 - 65A Contactor

Breaking Capacity at 415V 50Hz	Motor Power AC-3** kW hP	Magnetic Protection Rating (A)	Reference	Unit MRP [₹]
--------------------------------	--------------------------	--------------------------------	-----------	--------------

With Rocker Lever Control (Economy)*

100kA	0.09	-	0.4	GV2LE03	4645
	0.18	-	0.63	GV2LE04	
	0.37	0.5	1	GV2LE05	
	0.55	-	1.6	GV2LE06	
	1.1	1.5	2.5	GV2LE07	
	1.5	2	4	GV2LE08	
	2.2	3	6.3	GV2LE10	
	3	5.5	10	GV2LE14	
15kA	5.5	7.5	14	GV2LE16	5390
	7.5	10	18	GV2LE20	
	11	15	25	GV2LE22	
10kA	15	20	32	GV2LE32	9155

With Rotary Handle Control*

100kA	0.09	-	0.4	GV2L03	5330
	0.18	-	0.63	GV2L04	
	0.37	0.5	1	GV2L05	
	0.55	-	1.6	GV2L06	
	1.1	1.5	2.5	GV2L07	
	1.1	2	4	GV2L08	
	2.2	3	6.3	GV2L10	
	4	5.5	10	GV2L14	
50kA	5.5	7.5	14	GV2L16	15025
	7.5	10	18	GV2L20	
	11	15	25	GV2L22	
	15	20	32	GV2L32	
	18.5	25	40	GV3L40	
	22	29	50	GV3L50	
	30	40	65	GV3L65	
	37	50	73	GV3L73	

With Protection Toggle Control

50kA	37	50	80	GV4LE80N6	13500
	55	74	115	GV4LE115N6	
	75	101	150	LV430832	
	110	147	220	LV431752	On Request
	160	214	320	LV432749	
	200	268	500	LV432949	

* Conforming to IEC 60947-2-3-4

** 50/60Hz - 415V

• GV2-L with the D Model contactor and LRD overload relay provides Type 2 Co-ordination

** 50/60Hz - 415V

(1) With GV1-L3 current limiter, breaking capacity can be increased to 100kA.

Combination of the GV2-M with the D Model provides Type 2 Co-ordination.

(2) With GV1-L3 current limiter, breaking capacity can be increased to 100kA.

Combination of the GV2-P with the D Model provides Type 2 Co-ordination.

Breaking Capacity at 415V 50Hz	Motor Power AC-3** kW hP	Thermal Protection Adjustment Range	Reference	Unit MRP [₹]
--------------------------------	--------------------------	-------------------------------------	-----------	--------------

With Push Button Control (Economy)

100kA	-	-	0.1 - 0.16	GV2ME01	4675
	0.06	-	0.16 - 0.25	GV2ME02	
	0.09	-	0.25 - 0.40	GV2ME03	
	0.18	-	0.40 - 0.63	GV2ME04	
	0.37	0.5	0.63 - 1.0	GV2ME05	
	0.55	0.75	1.0 - 1.6	GV2ME06	
	0.75	1	1.6 - 2.5	GV2ME07	
	1.1	2	2.5 - 4	GV2ME08	
15kA (1)	2.2	3	4 - 6.3	GV2ME10	5255
	3	5.5	6 - 10	GV2ME14	
	5.5	7.5	9 - 14	GV2ME16	
	7.5	10	13 - 18	GV2ME20	
	9	12.5	17 - 23	GV2ME21	
	11	15	20 - 25	GV2ME22	
10kA (1)	15	20	24 - 32	GV2ME32	10965

With Rotary Handle Control

100kA	-	-	0.1 - 0.16	GV2P01	4850
	0.06	-	0.16 - 0.25	GV2P02	
	0.09	-	0.25 - 0.40	GV2P03	
	0.18	-	0.40 - 0.63	GV2P04	
	0.37	0.5	0.63 - 1.0	GV2P05	
	0.55	0.75	1.0 - 1.6	GV2P06	
	0.75	1	1.6 - 2.5	GV2P07	
	1.1	2	2.5 - 4	GV2P08	
50kA (2)	2.2	3	4 - 6.3	GV2P10	5735
	3	5.5	6 - 10	GV2P14	
	5.5	7.5	9 - 14	GV2P16	
	7.5	10	13 - 18	GV2P20	
	9	12.5	17 - 23	GV2P21	
	11	15	20 - 25	GV2P22	
35kA (2)	15	20	24 - 32	GV2P32	14610
	18.5		30...40	GV3P40	
	22		37...50	GV3P50	
	30		48...65	GV3P65	
50kA	37		62...73	GV3P73	22190

With Protection Toggle Control

50kA	37	49.58	40...80	GV4PE80N6	17500
	55	73.7	65...115	GV4PE115N6	

With Direct Rotary Handle

70KA	75	101	70...150	GV5P150H	39330
	110	147	100...220	GV5P220H	45885
	160	214	160...320	GV6P320H	58995
	200	268	250...500	GV6P500H	81280

For details on non standard references, technical parameters, accessories, compatibility, stockable and non stockable status please contact Customer Care

✓ NORMAL STOCK ITEMS

W.E.F. June 1, 2021

MCCB for Motor Protection

GV4LE



- IEC/EN 60947-1, IEC/EN 60947-2, CCC, EAC
- Can be used with class 5, 10 or 20 relay
- Short Circuit Protection with an adjustable pick-up $I_i = 6$ to 14 I_n .
- From 0.25 - 55kW

Magnetic Protection Toggle Control

Motor Power AC-3 (400/415V AC)		In (A)	Magnetic setting range A	25kA breaking capacity		50kA breaking capacity		100kA breaking capacity	
kW	hP			Reference	Unit MRP [₹]	Reference	Unit MRP [₹]	Reference	Unit MRP [₹]
0.25..0.75	0.3..1	2	12..28	-	-	GV4LE02N6	10800	GV4LE02S6	13800
0.55..1.5	0.7..2	3.5	21..49	-	-	GV4LE03N6		GV4LE03S6	
1.5..3	2..4	7	42..96	-	-	GV4LE07N6		GV4LE07S6	
3..5.5	4..7.5	12.5	75..175	-	-	GV4LE12N6	13500	GV4LE12S6	16500
5.5..11	7.5..14	25	150..350	GV4LE25B6	On Request	GV4LE25N6		GV4LE25S6	
11..22	15..30	50	300..700	GV4LE50B6		GV4LE50N6		GV4LE50S6	
18.5..37	25..50	80	480..1120	GV4LE80B6		GV4LE80N6		GV4LE80S6	
30..55	40..75	115	690..1610	GV4LE115B6		GV4LE115N6		GV4LE115S6	

Note: For Everlink termination please order after removing the 6 at the end Eg. GV4LE115N

GV4PE



- IEC/EN 60947-1, IEC/EN 60947-2, IEC/EN 60947-4-1, UL 60497-4-1, CCC, EAC, CSA
- Overload or thermal protection
- Short time delay protection
- Short circuit protection
- Fixed Ground fault protection
- Phase unbalance or phase loss
- Front indications through LED
- Variable Trip class : Trip Class 10/ Trip Class 20

Thermal Magnetic Protection Toggle Control

Motor Power AC-3 (400/415V AC)		In (A)	Thermal setting range A	25kA breaking capacity		50kA breaking Capacity		100kA breaking Capacity	
kW	hP			Reference	Unit MRP [₹]	Reference	Unit MRP [₹]	Reference	Unit MRP [₹]
0.25..0.75	0.3..1	2	0.8..2	-	-	GV4PE02N6	14800	GV4PE02S6	16000
0.55..1.5	0.7..2	3.5	1.4..3.5	-	-	GV4PE03N6		GV4PE03S6	
1.5..3	2..4	7	2.9..7	-	-	GV4PE07N6		GV4PE07S6	
3..5.5	4..7.5	12.5	5..12.5	-	-	GV4PE12N6	17500	GV4PE12S6	18500
5.5..11	7.5..14	25	10..25	GV4PE25B6	On Request	GV4PE25N6		GV4PE25S6	
11..22	15..30	50	20..50	GV4PE50B6		GV4PE50N6		GV4PE50S6	
18.5..37	25..50	80	40..80	GV4PE80B6		GV4PE80N6		GV4PE80S6	
30..55	40..75	115	65..115	GV4PE115B6		GV4PE115N6		GV4PE115S6	

Note: For Everlink version please order after removing the 6 at the end. Eg. GV4PE115N

Crimp Lug/busbar connection

Description	Sold in lots of	Reference
Crimped lug connector + screws	1	GV4LUG
Transparent terminal shield for crimped lug connector	1	LAD96590
Interphase barriers	6	LV426920
Spreader 3-pole	To increase the pitch to 35 min	1
		LV426940

For details on non standard references, technical parameters, accessories, compatibility, stockable and non stockable status please contact Customer Care

NORMAL STOCK ITEMS

W.E.F. June 1, 2021

Accessories for GV4



MX Shunt Trip

- Trips the circuit breaker when the control voltage rises above 70% of rated voltage
- Shunt trip 110..130V AC is suitable.. etc for ground fault protection when combined with a Class I ground fault sensing element

MN Under Voltage Release

Trips the circuit breaker when the control voltage drops below 35% of its rated voltage

Description	Mounting	Voltage	References	Unit MRP [₹]
Mx Shunt Trip	Internal, Plug-In	220-240 VAC 50 Hz, 208-240 VAC 60 Hz, 277 VAC 60 Hz	GV4AS287	3015
Mn Under Voltage Release	Internal, Plug-In	440-480 VAC 60 Hz	GV4AU486	3940

Auxiliary Contact Blocks



An auxiliary contact block provides one changeover contact with one common point for OF and SD function, depending on where it is inserted

Open/Close OF Function: indicates position of the circuit breaker contacts

Trip Alarm SD Function: indicates circuit breaker tripping due to:

- Electrical fault (overload, short circuit)
- Shunt trip/Undervoltage release
- "Push to Trip" Function

Resets when the circuit breaker is reset

Description	Maximum Number	Mounting	Type of Contacts	Reference	Unit MRP [₹]
Auxiliary Contact Block	2 (1 Each For OF or SD)	Internal Plug-In	NO + NC	GV4AE11	1060

Rotary Handles

Description	Type	Degree of Protection	Reference	Unit MRP [₹]
Direct Mounting Rotary Handle	BLACK	IP40	GV4ADN01	1580
	BLACK	IP54	GV4APN01	2345
Front Extended Rotary Handle (Min Shaft Length 214Mm/Max Shaft Length 627Mm)	RED HANDLE ON YELLOW BEZEL	IP54	GV4APN02	
	RED HANDLE ON YELLOW BEZEL	IP65	GV4APN04	

Connection Accessories

Description	Reference
Spreader 3-pole (To increase pitch to 35mm) (1 pce)	LV426940

For details on non standard references, technical parameters, accessories, compatibility, stockable and non stockable status please contact Customer Care

NORMAL STOCK ITEMS

W.E.F. June 1, 2021

Accessories for Motor Circuit Breakers

Description	Reference	Unit MRP ₹
For GV2		
Front contact NO or NC ⁽¹⁾	GVAE1	1020
Front contact NO + NC	GVAE11 <input checked="" type="checkbox"/>	1250
	GVAE20	1380
Side contact NO + NC	GVAN11 <input checked="" type="checkbox"/>	1510
	GVAN20	
Fault signalling contact + 1NO contact ⁽²⁾	GVAD1010 <input checked="" type="checkbox"/>	1965
Fault signalling contact + 1NC contact ⁽²⁾	GVAD1001	
Short circuit signalling contact block 1 C/O	GVAM11	1875
Under voltage trip	110 ... 115V 50Hz	GVAU115
	220 ... 240V 50Hz	GVAU225
	380 ... 400V 50Hz	GVAU385
Shunt trip	110 ... 115V 50Hz	GVAS115
	220 ... 240V 50Hz	GVAS225
380 ... 400V 50Hz	GVAS385	3590
	Additive limiter for increasing breaking capacity to 100kA for GV2ME and GV2P.	GV1L3
Connection block - GV2 with contactor LC1-D09..D38	GV2AF3	705
Connection block - LS1 D32 or GV2 with Contactor LC1-K or LP1-K	GV2AF01	760
Empty enclosure for GV2ME - plastic	GV2MP02	2725
	GV2MC02	2995

(1) Choice of NC or NO contact operation depending on which way round the reversible block is mounted.

(2) The GV-AD is always mounted next to the circuit breaker.

Busbars

Connection Pitch	No. of Tapoff Points	Reference	Unit MRP ₹
For GV2 Breakers			
45 mm	2	GV2G245	1605
	4	GV2G445	2530
	2	GV2G254	1795
54 mm	3	GV2G354	2020
	4	GV2G454	2530
	5	GV2G554	2740
72 mm	4	GV2G472	3095

Description	Reference	Unit MRP ₹
Accessories for Busbars		
Terminal block - to supply one or more 3-pole busbar GV2	GV2G05	3880
Protective end covers for unused busbar outlets	GV1G10	685
Terminal block for connection from top	GV1G09	2030

Accessories for Motor Circuit Breakers

Description	Reference	Unit MRP ₹
For GV2-P/GV2-L		
External operator - IP54, Black	GV2APN01 <input checked="" type="checkbox"/>	3600
External operator - IP54, Yellow/Red	GV2APN02	6635
Visible isolation block - for motor circuit breaker GV2	GV2AK00	3015
For GV3P/GV3L		
Auxiliary Contacts		
Front contact: 1 NO (fault) + 1NC (Auxiliary)	GVAED011	1300
Front contact: 1 NO (fault) + 1NO (Auxiliary)	GVAED101	1430
Busbar		
3-pole, 3 tap, 64 mm pitch	GV3G364	1540
S-shape bus bar	GV3S	1155
External Operator		
IP54, Black	GV3APN01	4300
IP54, Yellow/Red	GV3APN02	4125

Note: All other accessories are same as of GV2.

Busbars GV3G364 and GV3S are not compatible with GV3*73 and GV3*80.

Description	Operating Voltage	Reference	Unit MRP ₹
For GV5 and GV6			
Auxiliary contact - 1 OC	-	GV7AE11 <input checked="" type="checkbox"/>	2445
Clip-on connector - upto 150 A - 1.5..95 mm ²	-	GV7AC021	1005
Clip-on connector- upto 220 A - 1.5..185 mm ²	-	GV7AC022	955
Front rotary handle		GV7AP03	4205
GV7AP GV7R - black handle ⁽²⁾	-	GV7AP01	7315
Padlocking device - 1..3 padlocks Ø 5..8mm shank ⁽³⁾	-	GV7V01	1100
Terminal shields IP405 ⁽¹⁾	-	GV7AC01	2600

For GV5 and GV6

Shunt release	200...240 V AC 50/60 HZ	GV7AS207	5560
Under Voltage release	200...240 V AC 50/60 HZ	GV7AU207	5740

(1) Terminal shields cannot be used together with spreaders.

(2) For mounting direct rotary handle on enclosure door.

This accessory makes it possible to open the door if the device is closed and prevents the device from being closed if the door is open.

(3) For Circuit breaker not fitted with a rotary handle

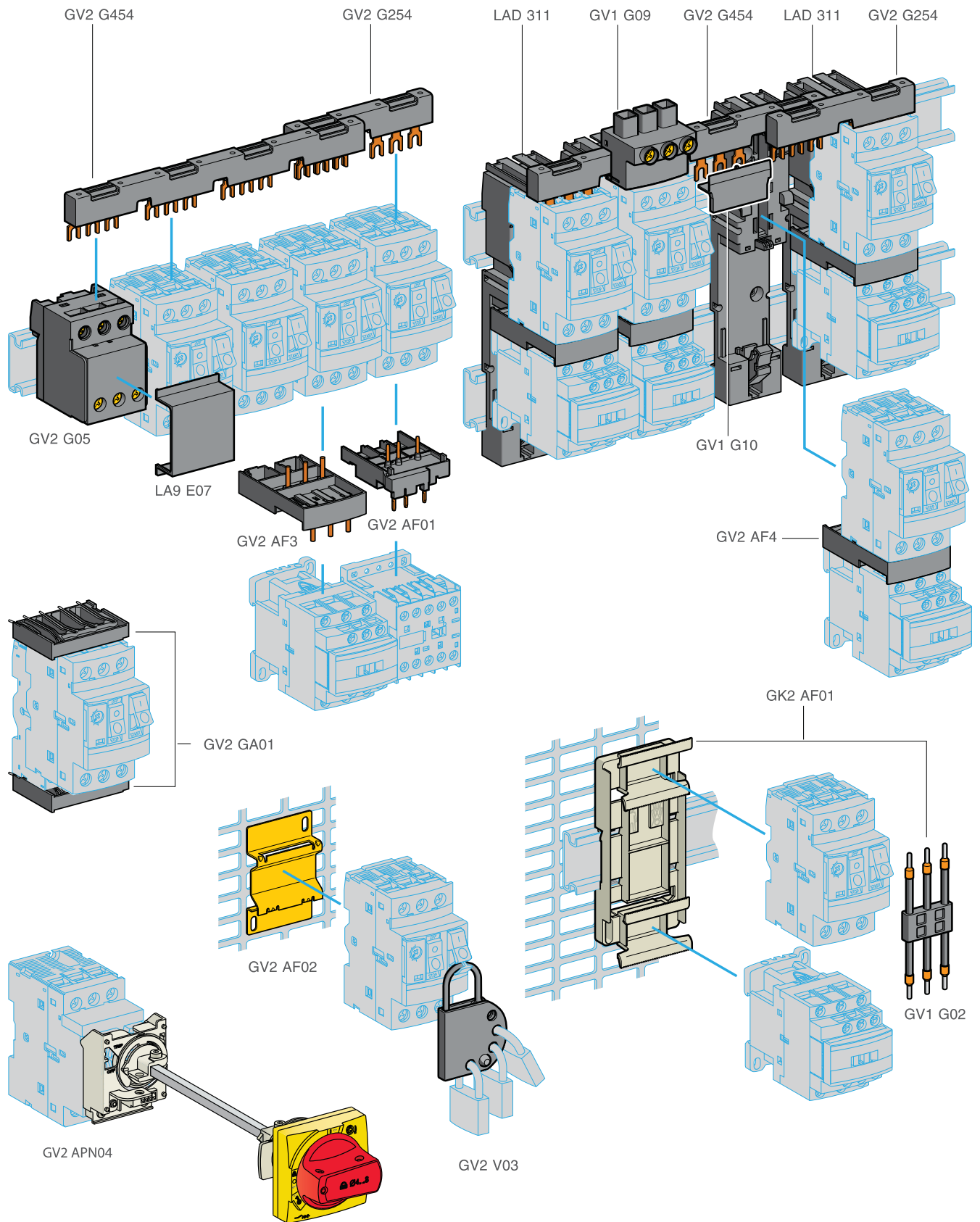
For details on non standard references, technical parameters, accessories, compatibility, stockable and non stockable status please contact Customer Care

NORMAL STOCK ITEMS

W.E.F. June 1, 2021

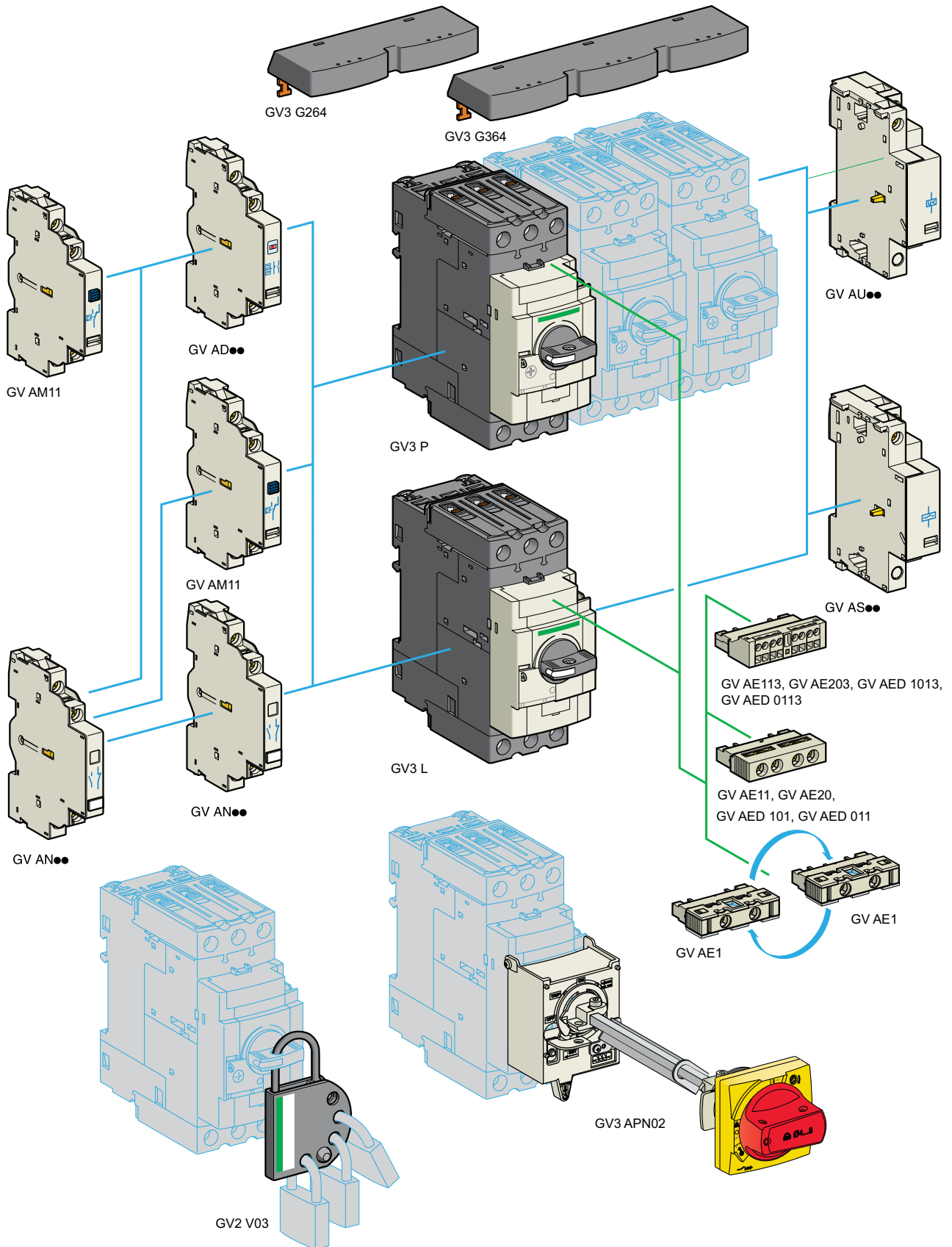
TeSys

Accessories compatibility

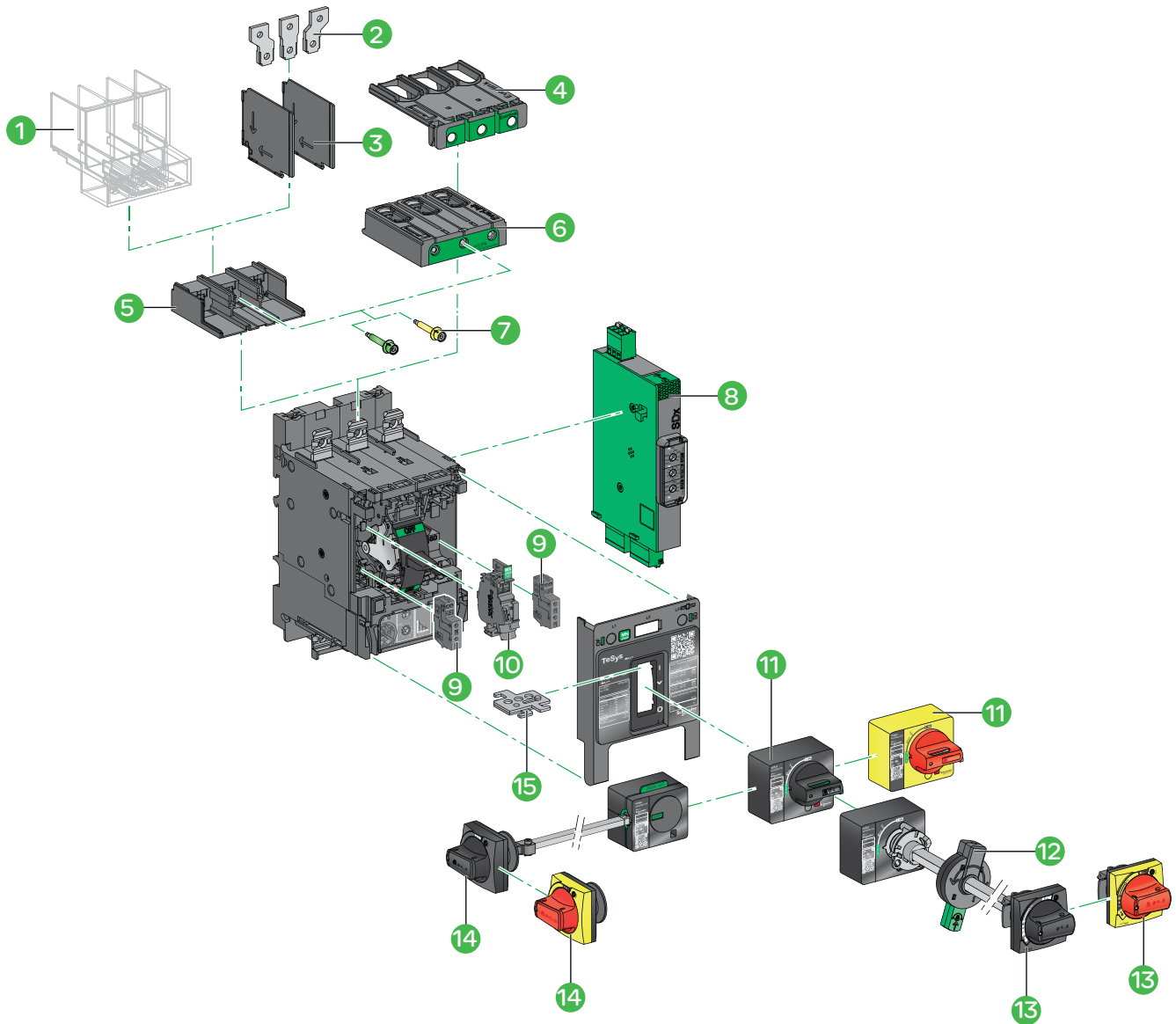


TeSys

Accessories compatibility



TeSys GV4 Overview



- 1 Long terminal shield LAD96590
- 2 Terminal spreaders LV426940
- 3 Interphases barriers LV426920
- 4 Large spacing cover for EverLink connector GV4G66
- 5 Crimp lug connector GV4LUG
- 6 EverLink® connector LAD96595
- 7 Torque limiting breakaway bits LV42699p
- 8 SDx alarming/fault differentiation module GV4ADM1111 (only with GV4PEM)
- 9 Auxiliary contact block for OF or SD function GV4AE11
- 10 - MN undervoltage release GV4AUpp
- MX shunt trip GV4ASpp
- 11 Direct mounting black or red on yellow bezel rotary handle GV4ADN01/ GV4ADN02
- 12 Open door shaft operator (for front extended rotary handle) LV426937
- 13 Front extended rotary handle kit with red handle on yellow bezel or black handle GV4APN01/ GV4APN02 /GV4APN04
- 14 Side rotary handle kit with red handle on yellow bezel or black handle LV426935/LV426936.
- 15 Toggle locking device 29370

Linergy

Linergy is tailored for your flexible panel needs (changes right up to the last minute)

Because Linergy is:

Flexible



Safer



Reliable



Linergy BZ
Power Busbars

- > Quick connection plates for Compact and TeSys offers
- > Multi-standard offering up to 630 A

Linergy HK
"Hot Plug" Distribution

- > Panel easily upgradeable
- > Reliable "hot plug" modification or upgrade
- Multi-standard system of up to 160 A

Linergy FT
Device Feeders

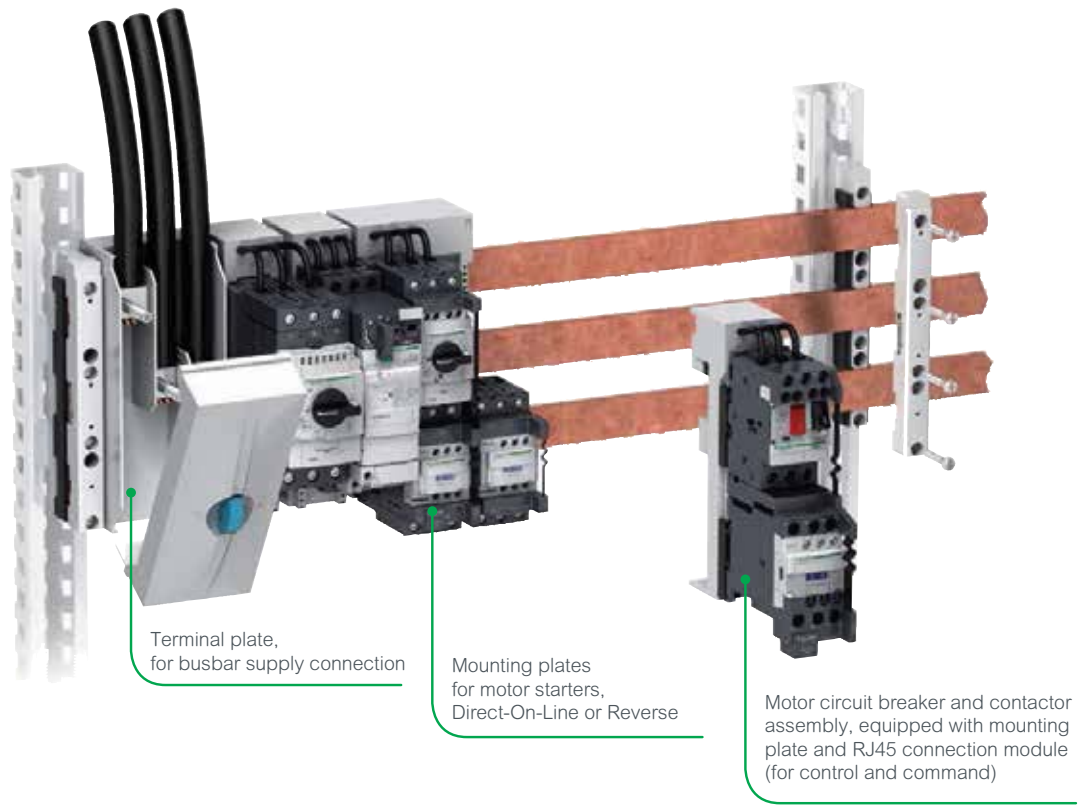
- > Optimised productivity and efficiency of your control panel
- > Easy to install
- > High reliability

- > Quick Installation
- > Multi Standard Offer
- > Intuitive Solution

Lineryg BZ

Lineryg BZ, Multistandard power busbar system,
Application: power distribution to motor starters

In control switchboards, when space saving, quick mounting and replacement are required



- ## Advantages
- Considerable space saving: components are directly mounted on the busbar
 - Large choice of mounting plates (for GV2, GV3 motor circuit breakers and assemblies, GV7, TeSys U)
 - Quick connection, disconnection (power off): clip-on mounting plates
 - Vibration resistant busbar connections: no periodical re-tightening required


- ### Detailed view: back face of a motor starter mounting plate
- A reliable electrical contact is ensured by copper blades
 - The blue part locks the mounting plate on the busbar, compatibility is provided with standard profiles:
 - Height 12, 15, 20, 25 or 30 mm,
 - Width 5 or 10 mm



Linergy HK

Linergy HK, Multistandard hot-plug busbar system,
Application: electrical distribution to motor starters

When compactness and continuity of service are required



Advantages

- Space saving in compact enclosures: the total volume is reduced to that of the motor starter assemblies
- Preserved continuity of service during modification and maintenance: live connection, disconnection (off load)
- Wide adaptability: 6 busbar lengths from 344 to 1100 mm, 12 models of sockets, 23 mounting plates for motor starters up to 25 or 50 A

Detailed view: mounting plate back face

- Thanks to the plug and its pre-cabled wires the motor starter is safely assembled in the workshop, for immediate or later use.
- A piece of DIN profile rail is attached on the front face of the mounting plate for fastening the components.
- The metal mounting plate ensures a rigid and robust fastening on the omega rail.



Vario Switch Disconnectors

[Ithe] Conventional Thermal Current**	Poles Description	Rated Operational Power (AC-23)*	Reference	Unit MRP [₹]
--	----------------------	---	-----------	-----------------

Complete Enclosed Switches

• Range 12 to 175A, IP 65 Sealable and Lockable

10	3P	4 KW	VCF02GE	3350
16	3P	5.5 KW	VCF01GE	3650
20	3P	7.5 KW	VCF0GE	4435
25	3P	11 KW	VCF1GE	4760
32	3P	15 KW	VCF2GE	5580
50	3P	22 KW	VCF3GE	8625
63	3P	30 KW	VCF4GE	10090

* Rated Power at 415V

** Ith in enclosure

For Switch Type (Amps)	Mounting Arrangement	Ingress	Reference	Unit MRP [₹]
------------------------------	-------------------------	---------	-----------	-----------------

Operators (Padlockable)

12 - 40	4 Screw Fixing	IP65	KCF1PZ	815
63 - 80	4 Screw Fixing	IP65	KCF2PZ	865
125 - 175	4 Screw Fixing	IP40	KCF3PZ	3510

Vario Switch Disconnectors

[Ith] Conventional Thermal Current	Poles Description	Reference	Unit MRP [₹]
---------------------------------------	----------------------	-----------	-----------------

Complete Switch with Padlockable Operator

• Suitable for Front Mounting or Base Mounting

12	3P	VCF02	2105
20	3P	VCF01	2290
25	3P	VCF0	2675
32	3P	VCF1	2805
40	3P	VCF2	3470
63	3P	VCF3	6025
80	3P	VCF4	5890
125	3P	VCF5	13495
175	3P	VCF6	16360

Switch Bodiest

12	V02	1370
20	V01	1585
25	V0	1885
32	V1	2290
40	V2	2805
63	V3	3905
80	V4	5130
125	V5	10410
175	V6	13285

Accessories

Description	For Use with switch Bodies	Rating in A	Pole Composition	Earth Contact	Auxiliary contacts	Reference	Unit MRP [₹]
-------------	-------------------------------	----------------	---------------------	------------------	-----------------------	-----------	-----------------

Vario Add-on Modules ⁽¹⁾

Main Pole Module	V02/VCF02	12	1P	-	-	VZ02	980
	V01/VCF01	20	1P	-	-	VZ01	1000
	V0/VCF0	25	1P	-	-	VZ0	1065
	V1/VCF1	32	1P	-	-	VZ1	1040
	V2/VCF2	40	1P	-	-	VZ2	1115
	V3/VCF3	63	1P	-	-	VZ3	1450
	V4/VCF4	80	1P	-	-	VZ4	1450
Neutral Pole Module ⁽²⁾	V02 / VCF02 to V2 / VCF2	-	1N	-	-	VZ11	1195
	V3 / VCF3 to V4 / VCF4	-	1N	-	-	VZ12	1600
	V5 / VCZ5 to V6 / VCZ6	-	1N	-	-	VZ13	3305
Earthing Module	V02 / VCF02 to V2 / VCF20	-	-	-	-	VZ14	1180
	V3 / VCF3 to V4 / VCF4	-	-	1	-	VZ15	1395
	V5 / VCZ5 to V6 / VCZ6	-	-	1	-	VZ16	2160
Auxiliary Contact	V02/ VCF02 to V6 / VCZ6	-	-	-	1NO + 1NC	VZ7	1230
Block Module	V2/ VCF02 to V6 / VCZ6	-	-	-	2NO	VZ20	1230

(1) For mounting option of modules, please refer to the technical catalogue.

(2) With early make and late break contacts

Description	For Use With	Reference	Unit MRP [₹]
-------------	--------------	-----------	-----------------

Components for Door Interlocking

Shaft extension - for Mini-VARIO and VARIO - V02..V2	V02...V2	VZ17	1180
		VZ30	1395
Shaft extension - for Mini-VARIO and VARIO - V3 V4 V5 V6	V3, V4, V5, V6	VZ18	1585
		VZ31	345
Door interlock plate	VZ17 / VZ30	KZ32	595
		VZ18/31	KZ74

Input Terminal Protection Shrouds

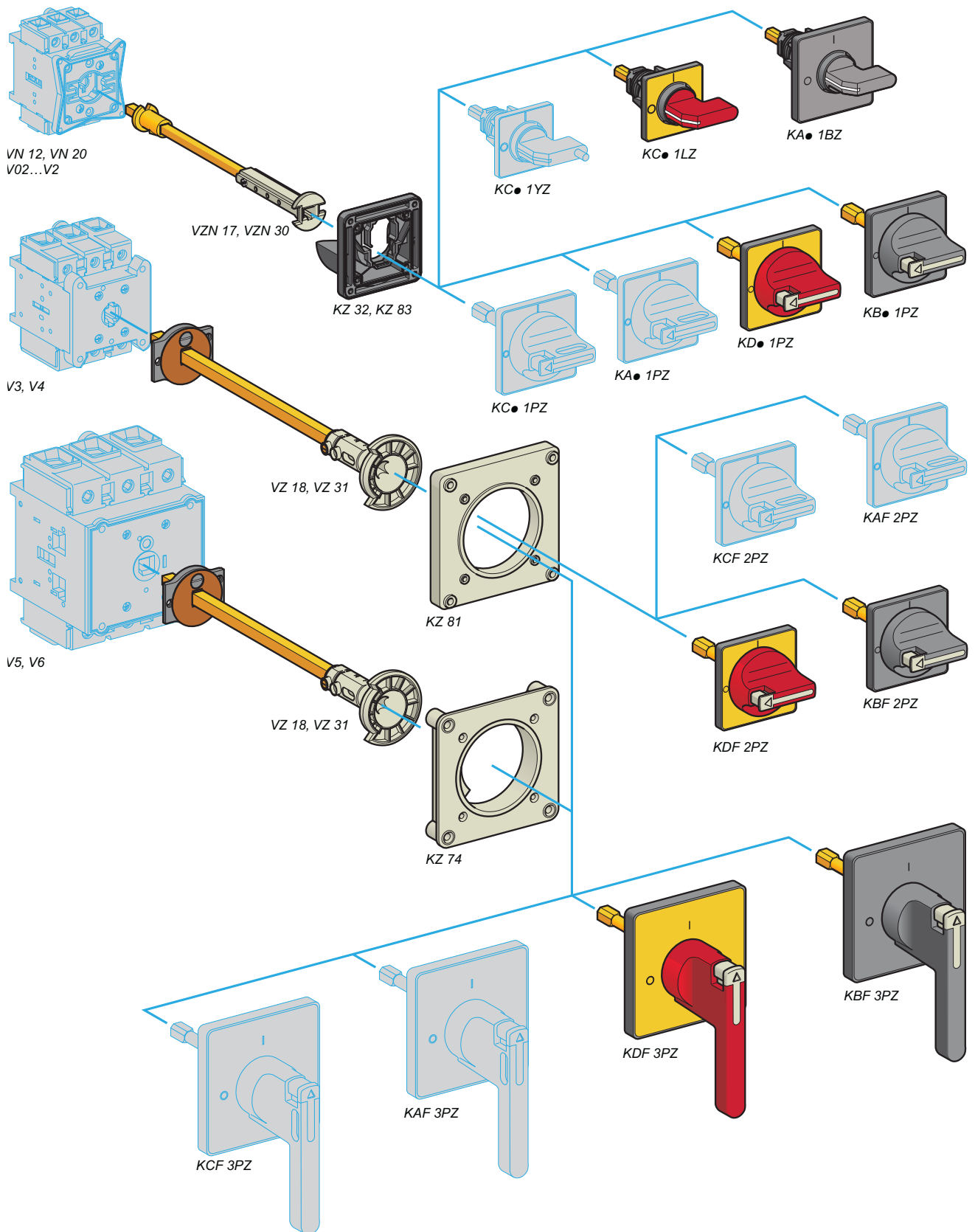
Terminal Shrouds	V02 - V2	VZ8	400
		VZ26	345
	V3 - V4	VZ9	420
		VZ27	345
	V5 - V6	VZ10	530
		VZ28	590
V02 - V6	VZ29	400	

For details on non standard references, technical parameters, accessories, compatibility, stockable and non stockable status please contact Customer Care

NORMAL STOCK ITEMS

W.E.F. June 1, 2021

TeSys Switches Accessories



TeSys™ island

Island Concept

TeSys island is an innovative digital load management solution-providing data for higher machine efficiency and ease of servicing, and allowing faster time to market.

TeSys island is a modular, multifunctional system providing integrated functions inside an automation architecture, primarily for the direct control and management of low-voltage loads.

After commissioning, TeSys island can switch, help protect, and manage motors and other electrical loads up to 37 kW installed in an electrical control panel.

This system is designed around the concept of TeSys avatars. These avatars:

- Are the functional object representing a logical function of the physical module with pre-defined logic
- Determine the configuration of the island.

The logical aspects of the island are managed with software tools, covering all phases of product and application lifecycle: design, engineering, commissioning, operation, and maintenance.



- | | |
|----------------------------|--------------------------|
| 1 Bus Coupler | 5 Power interface module |
| 2 Analog I/O module | 6 Standard Starter |
| 3 Digital I/O module | 7 SIL Starter |
| 4 Voltage interface module | 8 SIL interface module |

Designation	Product commercial reference	
TeSys island components		
Standard Starter	9A (AC-3)	TPRST009
	25A (AC-3)	TPRST025
	38A (AC-3)	TPRST038
	65A (AC-3)	TPRST065
	66A (AC-3) - 80A (AC-1)	TPRST080
SIL Starter	9A (AC-3)	TPRSS009
	25A (AC-3)	TPRSS025
	38A (AC-3)	TPRSS038
	65A (AC-3)	TPRSS065
	66A (AC-3) - 80A (AC-1)	TPRSS080
Power interface module	9A (AC-3)	TPRPM009
	38A (AC-3)	TPRPM038
	80A (AC-3)	TPRPM080
Voltage interface module		TPRVM001
SIL interface module		TPRSM001
Digital I/O module	(4 input - 2 output)	TPRDG4X2
Analog I/O module	(2 input -1 output)	TPRAN2X1
Bus Coupler	EtherNet/IP - Modbus TCP	TPRBCEIP
	PROFINET	TPRBCPFN
	PROFIBUS	TPRBCPFB
Assembly and Wiring Kits		
Kit for reversing starter application	for 9, 25, 38A (size 1 and 2) starters	LAD9R1
	for 65, 80A (size 3) starters	LAD9R3
Jumper bar 3-pole for Star Delta application	for 9, 25, 38A (size 1 and 2) starters	LAD9P3
	for 65, 80 A (size 3) starters, a hazard sticker is provided	LAD9SD3S

TeSys U - Make the Starter Smarter



- Total Coordinated Starter – 3 functions in a single device
- Compact Starter, DOL / RDOL upto 15kW (32A, AC-3) in 45mm width
- Direct connectivity to Modbus / Profibus / CANopen / DeviceNet /AS-i
- Higher switching life - 15Million operations, 2Million AC-43 electrical life
- Breaking capacity upto 130kA



Power Base

For assembling components, ON/OFF operation and resetting.
 > 2 power bases:
 upto 12A and upto 32A
 > Direct starter and reversing starter models.

Control Unit

Performs all the electrical protection functions to cover main applications from 0 to 32A.

Some of these also provide advanced measurement, alarm and display functions.

4 simple function modules

- Thermal overload alarm Indication of motor load
- Thermal overload signalling and manual reset
- Thermal overloaded signalling and automatic or remote reset.

6 communication modules

- AS-Interface
- Profibus DP
- CANopen
- DeviceNet
- Advantys STB
- Modbus.

40%

“TeSys solutions allow us to reduce the size of our enclosure”
 says a panel builder from the water treatment sector

60%

“Late customization means that we can build 60% of the panels, even though the project design has not yet been completed”
 says an engineer in a food processing industry

Quick Selection

Select 1	+	Select 1	Optional	or	Optional	or	Optional	Accessories						
BasePower Unit Non-Reversing LUB 120 0.. 12A with terminal 12 0.. 12A no terminal 120* 0.. 32A with terminal 32 0.. 32A no terminal 320* Reversing LUB2B 120 BL 0.. 12A with terminal 12 0.. 12A no terminal 120* 0.. 32A with terminal 32 0.. 32A no terminal 320* 24 V DC BL 24 V AC B 48..72 VAC or 48 VDC ES 110..240 VAC/DC FU <small>*prewired cables to be ordered separately</small>		Control Unit LUC B X6 BL Class 10, 3Ph B Class 10, 1Ph C Class 20, 3Ph D Multifunction M 0.15 to 0.6 A X6 0.35 to 1.4 A 1X 1.25 to 5 A 05 3 to 12 A 12 4.5 to 18 A 18 8 to 32 A 32 24V DC BL 24VAC B 48..72 VAC/48 VDC ES 110..240VAC/DC FU	Communication Module* LULC 033 Modbus Serial 033 Profibus DP 07 CANopen 08 DeviceNet 09 Advantys STB 15 ASI V2 ASILUFC51	or	Function Module LUF DH11 Fault diff. with manual reset DH11 Fault diff. with auto reset DA10 Thermal overload pre-alarm W10 Motor load indication (4-20mA) V2	or	Auxiliary Contacts Contactor auxiliary contacts LUFN 11 1NO + 1NC 11 2NC 02 2NO 20 Side contacts 2NO LUARE20 Power auxiliary contacts (trip status) LUA1C 20 1NO + 1NC 11 2NO 20	Accessories <table border="1"> <thead> <tr> <th>Description</th> <th>Reference</th> </tr> </thead> <tbody> <tr> <td>Line spacer for UL508 Type E</td> <td>LU3SPO</td> </tr> <tr> <td>Current limiter 130kA@460V</td> <td>LUALB1</td> </tr> </tbody> </table>	Description	Reference	Line spacer for UL508 Type E	LU3SPO	Current limiter 130kA@460V	LUALB1
Description	Reference													
Line spacer for UL508 Type E	LU3SPO													
Current limiter 130kA@460V	LUALB1													

*Suitable with 24V DC starter variant only

Note: For prices please contact regional sales office or customer care centre

Wherever productivity is a concern, intelligence to Motor Control is the solution



TeSys T Intelligence system optimises the operational performance of LV motors through advanced protections and embedded intelligent functions inside intelligent Motor Control Centre (iMCC)



Discover
TeSys T



Tesys T Motor Management Systems

TeSys T covers all load monitoring and protection needs from feeders to critical process automation. The equipment is protected, while advanced diagnostics, statistics, and alarms help in anticipating unexpected production halts and minimize downtime. TeSys T is compact and a natural fit for control panels with IEC or NEMA standards. In addition, the system's connectivity and access to real-time data provides key information to enhance the operation and safety of the process while improving efficiency.

Tesys T Controller:

Intelligent motor controller for 1P/3P Motors with built in CT up to 100Amps with accurate monitoring and protection functions, 6DI, 4DO, 1CBCT input, 1 Temperature probe

Protection Functions:

- Thermal overload
- Phase imbalance and phase overloads
- Temperature monitoring via probes
- Phase reversal
- Ground fault detection
- Long start and Jam protection
- Load shedding
- Load fluctuations
- power factor monitoring

Monitoring Functions:

- Phase and average current
- Line to Line and average voltage
- Motor temperature, ground current
- Active and Reactive Energy
- Frequency & Power Factor
- Detailed Fault history
- Fault counts
- motor statistics

Control Functions:


- Local / Remote / HMI control
- Predefined programs for DOL, RDOL, Star-delta, two-speed starters

Communication:




Quick Selection

TeSys T Controller




Reference			
LTM R	100	E	BD
Current Range	0.4 - 8 A	08	
	1.35 - 27 A	27	
	5 - 100 A	100	
Network Protocol	CAN Open	C	
	DeviceNet	D	
	Ethernet IP / Modbus TCP/IP	E	
	Modbus	M	
	Profibus DP	P	
Control Voltage	24 V DC	BD	
	110-240V AC	FM	


TeSys T Full and Flexible Intelligent Motor Management System

TeSys T Accessories


TeSys T Expansion Module^{1,2}



Control Voltage	Reference
24 V DC	LTM EV40BD
110V AC	LTM EV40FM


¹ Required for Voltage & Power measurement
² 4 digital inputs

Operator Control Display



Description	Reference
Operator Control Display with configuration backup	LTM CUF


Connector for Expansion



Length (m)	Reference
0.04	LTMCC004 ³
0.3	LTM9CEXP03


³ Sold in lots of 6

Controller to Display Cable




Length (m)	Reference
1.0	LTM9CU10
3.0	LTM9CU30

Ground Fault CT's



Primary [A]	Internal Ø "d" [mm]	Reference
65	30	50437
85	50	50438
160	80	50439
250	120	50440
400	200	50441
630	300	50442

Current Transformers⁴



Primary [A]	Secondary [A]	Reference
100	1	LT6 CT1001
200	1	LT6 CT2001
400	1	LT6 CT4001
800	1	LT6 CT8001

Description	Composition	Reference
Programming software SoMove	1 Program for each PC	On request
PC connecting cable	USB to RS485 Converter	TCSMCNAM3M002P

Note: For prices please contact regional sales office or customer care centre

TE Start - Lifeline of Motors



>> TDL



>> TSD/A



>> TRS

TE Start & TeSys Motor Starters

- Exhaustive Range of industrial starters consisting of DOL, Reversing, Automatic star delta starters
- Better aesthetic & Assured performance
- Test to trip facility
- Built in single phasing protection

DOL Starters



Motor Power HP	Thermal Protection adjustment Range	Device Short Name	Reference	Unit MRP [₹]
----------------	-------------------------------------	-------------------	-----------	--------------

TDL, Automatic 1 Phase (0.17 - 3 HP)

0.17	1.1...1.7	5TDL	MS11AC04*	3320
0.33	2.5...4	5TDL	MS11AC06*	
0.5	4...6	5TDL	MS11AC07*	
1	5.5...8	5TDL	MS11AC09*	
1.5	9...13	10TDL	MS11AC10*	3705
2	10TDL	MS11AC11*		
3	12...18	10TDL	MS11AC13*	

TDL, Automatic 3 Phase (0.05 - 125 HP)

0.05	0.16...0.25	5TDL	MS13AC01*	3180
0.125	0.24...0.4	5TDL	MS13AC03*	
0.25	0.63...1	5TDL	MS13AC05*	
0.33	1...1.7	5TDL	MS13AC06*	
0.5	1...1.7	5TDL	MS13AC07*	3300
0.75	1.6...2.5	5TDL	MS13AC08*	
1	2.5...4	5TDL	MS13AC09* ✓	
1.5	4...6	5TDL	MS13AC10*	
2	5TDL	MS13AC11* ✓		
3	5TDL	MS13AC12* ✓		
5	5TDL	MS13AC14* ✓		
7.5	10TDL	MS13AC15* ✓		
10	10TDL	MS13AC16* ✓	3685	
12.5	15TDL	MS13AC17*	6220	
15	15TDL	MS13AC18* ✓		
17.5	20TDL	MS13AC19*	10125	
20	20TDL	MS13AC20*		
25	30TDL	MS13AC21*		
30	30TDL	MS13AC22*		15950
40	40TDL	MS13AC24*	20920	
50	50TDL	MS13AC26*	23975	
75	75TDL	MS13AC28*	37010	
100	100TDL	MS13AC29*	47670	
125	125TDL	MS13AC30*	64785	

TRS, Automatic Reversing 3 Phase (3 - 20 HP)

3	4...6	10TRS	MS13RJ12*	9030
5	5.5...8	10TRS	MS13RJ14*	
7.5	9...13	10TRS	MS13RJ15*	
10	12...18	10TRS	MS13RJ16*	
12.5	20TRS	MS13RJ17*	14780	
15	20TRS	MS13RJ18*		
17.5	20TRS	MS13RJ19*	15600	
20	20TRS	MS13RJ20*		

Reference to be completed by adding coil voltage code and recommended to check availability with Customer Care team

Star Delta Starters



Motor Power HP	Thermal Protection Adjustment Range	Device Short Name	Reference	Unit MRP [₹]
----------------	-------------------------------------	-------------------	-----------	--------------

TSD/A, Automatic 3 Phase (7.5 - 400 HP)

7.5	5.5...8	15TSDA	MS23AI15*	10770
10	7...10	15TSDA	MS23AI16* ✓	
12.5	9...13	15TSDA	MS23AI17*	10930
15	15TSDA	MS23AI18* ✓		
20	12...18	30TSDA	MS23AI20* ✓	12410
25	16...24	30TSDA	MS23AI21* ✓	14100
30	30TSDA	MS23AI22* ✓	16310	
35	23...32	40TSDA	MS23AI23*	26145
40	30...38	40TSDA	MS23AI24*	28795
50	37...50	50TSDA	MS23AI26*	34955
60	75TSDA	MS23AI27*	60645	
75	45...65	75TSDA	MS23AI28*	64755
100	62...99	100TSDA	MS23AI29*	84260
125	125TSDA	MS23AI30*	87500	
150	84...135	150TSDA	MS23AI31*	108900
200	124...198	200TSDA	MS23AI32*	130865
250	174...279	250TSDA	MS23AI33*	165155

*Coil Voltage Code

VOLTAGE	220	415
AC 50Hz	M5	N5

Note:- For Three and Single Phase, the standard Stockable Coil Voltages are 415V and 220V respectively.

Note:- Submersible Star-Delta Starter Panel Starters are available on request. Please consult our local Sales Office.

TeSys Starters DOL

Thermal protection Adjustment Range	Motor Power kW	Reference	Unit MRP [₹]
-------------------------------------	----------------	-----------	--------------

LE1-M Model Enclosed

- Conforming to IEC 947-4-1 for motors upto 7.5kW

0.54...0.8	0.25	LE1M35**05	4750
0.8...1.2	0.37	LE1M35**06	5325
1.2...1.8	0.55	LE1M35**07	5285
1.8...2.6	0.75	LE1M35**08	5605
2.6...3.7	1.50	LE1M35**10	
3.7...5.5	2.20	LE1M35**12	5285
5.5...8	3	LE1M35**14	
8...11.5	4	LE1M35**16	5605
10...14	5.50	LE1M35**21	5940
12...16	7.50	LE1M35**22	5605

** Coil Voltage Code

VOLTAGE	220/230	380/400	400/415
Code	M7	Q7	N7

For details on non standard references, technical parameters, accessories, compatibility, stockable and non stockable status please contact Customer Care

✓ NORMAL STOCK ITEMS

W.E.F. June 1, 2021

Starters Spares

Spare Parts

Description	Lot Order Quantity	Reference	Unit MRP [₹]
For TDL, TRS & TSD/A Starters			
Pushbutton Actuator Assembly for 10/40/50/75/100/125 TDL	10	MSMC02	320
Pushbutton Switch Assembly for 10 TDL	10	MSMC03	625
Start Pushbutton Assembly for 40 - 400 TSDA	10	MSMI01	415
Stop Pushbutton Assembly for 40 - 400 TSDA	10	MSMI02	
9 Way Terminal Block for 15 TSDA	10	MSMI03	595
9 Way Terminal Block for 30 TSDA	10	MSMI04	
9 Way Terminal Block for 40 - 75 TSDA	10	MSMI05	1420
Pushbutton Actuator Assembly for 15/20/30 TDL, 10/20 TRS & 15/30 TSDA	10	MSMK01	680

Note:- For Spare coil, contactor, O/L relay and accessories, please contact nearest sales office

For details on non standard references, technical parameters, accessories, compatibility, stockable and non stockable status please contact Customer Care

NORMAL STOCK ITEMS

W.E.F. June 1, 2021

Type 2 Co-ordination chart with TeSys range

Type 2 co-ordination chart for Direct-On-Line starter with circuit breaker and overload protection built into the circuit breaker

Reliable switching for IE2/IE3/IE4 motors



IE2



IE3



IE4

Rated operational voltage, $U_e = 400/415V, 50/60Hz$
Short Circuit Current (I_q) = 50kA

Sr. No.	3 ϕ Motor power in kW	Current in A	Circuit Breaker	Setting range of thermal trips (A)	Contactor
1	0.06	0.2	GV2P02 or GV2ME02	0.16...0.25	LC1D09
2	0.09	0.3	GV2P03 or GV2ME03	0.25...0.4	LC1D09
3	0.12	0.44	GV2P04 or GV2ME04	0.4...0.63	LC1D09
4	0.18	0.6	GV2P04 or GV2ME04	0.4...0.63	LC1D09
5	0.25	0.85	GV2P05 or GV2ME05	0.63...1	LC1D09
6	0.37	1.0	GV2P05 or GV2ME05	0.63...1	LC1D09
7	0.55	1.5	GV2P06 or GV2ME06	1...1.6	LC1D09
8	0.75	1.9	GV2P07 or GV2ME07	1.6...2.5	LC1D09
9	1.1	2.7	GV2P08 or GV2ME08	2.5...4	LC1D09
10	1.5	3.6	GV2P08 or GV2ME08	2.5...4	LC1D09
11	2.2	4.9	GV2P10 or GV2ME10	4...6.3	LC1D09
12	3	6.5	GV2P14 or GV2ME14	6...10	LC1D09
13	4	8.5	GV2P14 or GV2ME14	6...10	LC1D09
14	5.5	11.5	GV2P16	9...14	LC1D25
15	7.5	15.5	GV2P20	13...18	LC1D25
16	9	18.1	GV2P21	17...23	LC1D25
17	11	22	GV2P22	20...25	LC1D25
18	15	29	GV2P32	25...40	LC1D32
19	18.5	35	GV3P40	30...40	LC1D50A
20	22	41	GV3P50	37...50	LC1D50A
21	30	55	GV3P65	48...65	LC1D65A
22	37	66	GV4PE/PEM80 ^{*(2)}	62...73	LC1D80
23	45	80	GV4PE/PEM115 ^{*(2)}	65...115	LC1D115
24	55	97	GV4PE/PEM115 ^{*(2)}	65...115	LC1D115
25	75	132	GV5P150 ^{*(2)}	70...150	LC1D150
26	90	160	GV5P220 ^{*(2)}	100...220	LC1F185
27	110	195	GV5P220 ^{*(2)}	100...220	LC1F225
28	132	230	GV6P320 ^{*(2)}	160...320	LC1F265
29	160	280	GV6P320 ^{*(2)}	160...320	LC1F330
30	220	385	GV6P500 ^{*(2)}	250...500	LC1F500
31	250	450	GV6P500 ^{*(2)}	250...500	LC1F500

(1) The breaking performance of circuit-breakers GV2 P can be increased by adding a current limiter GV1 L3

(2) Reference to be completed by replacing the * with the breaking performance code as per table given below:

Circuit breaker type	GV5P150*	GV5P220*	GV5P320*	GV6P500*	GV4PE/PEM80*	GV4PE/PEM115*
Breaking performance I_q (kA) at 400/415V	70	70	70	70	50	50
Breaking performance code	H	H	H	H	N	N

For advanced protection, protection with Electronic Overcurrent Relays, heavy starting, please contact our sales teams.

Type 2 Co-ordination chart

Type 2 co-ordination chart for Direct-On-Line starter with circuit breaker and separate thermal overload relay

Reliable switching for IE2/IE3/IE4 motors



IE2



IE3



IE4

Rated operational voltage, $U_e = 400/415V, 50/60Hz$
Short Circuit Current (I_q) = 50kA

Sr. No.	3 Φ Motor power in kW	Current in Amps	Circuit Breaker	Contactor	Overload relay	
					Type	Range (A)
1	0.06	0.2	GV2L03 or GV2LE03	LC1D09	LRD02	0.16...0.25
2	0.09	0.3	GV2L03 or GV2LE03	LC1D09	LRD03	0.25...0.40
3	0.12	0.44	GV2L04 or GV2LE04	LC1D09	LRD04	0.4...0.63
4	0.18	0.6	GV2L04 or GV2LE04	LC1D09	LRD04	0.4...0.63
5	0.25	0.85	GV2L05 or GV2LE05	LC1D09	LRD05	0.63...1
6	0.37	1.0	GV2L05 or GV2P06	LC1D09	LRD05	0.63...1
7	0.55	1.5	GV2L06 or GV2LE06	LC1D09	LRD06	1...1.7
8	0.75	1.9	GV2L07 or GV2LE07	LC1D09	LRD07	1.6...2.5
9	1.1	2.7	GV2L08 or GV2LE08	LC1D09	LRD08	2.5...4
10	1.5	3.6	GV2L08 or GV2LE08	LC1D09	LRD08	2.5...4
11	2.2	4.9	GV2L10 or GV2LE10	LC1D09	LRD10	4...6
12	3	6.5	GV2L14 or GV2LE14	LC1D09	LRD12	5.5...8
13	4	8.5	GV2L14 or GV2LE14	LC1D09	LRD14	7...10
14	5.5	11.5	GV2L16	LC1D25	LRD16	9...13
15	7.5	15.5	GV2L20	LC1D25	LRD21	12...18
16	9	18.1	GV2L22	LC1D25	LRD22	16...24
17	11	22	GV2L22	LC1D25	LRD22	16...24
18	15	29	GV3L32	LC1D40A	LRD332	23...32
19	18.5	35	GV3L40	LC1D50A	LRD340	30...40
20	22	41	GV3L50	LC1D50A	LRD350	37...50
21	30	55	GV3L65	LC1D65A	LRD365	48...65
22	37	66	GV4L/LE80 ⁽¹⁾	LC1D80	LRD3363	63...80
23	45	80	GV4L/LE115 ⁽¹⁾	LC1D115	LR9D5367	60...100
24	55	97	GV4L/LE115 ⁽¹⁾	LC1D115	LR9D5369	90...150
25	75	132	NSX160*MA ⁽¹⁾	LC1D150	LR9D5369	90...150
26	90	160	NSX250*MA ⁽¹⁾	LC1F185	LR9F5371	132...220
27	110	195	NSX250*MA ⁽¹⁾	LC1F225	LR9F5371	132...220
28	132	230	NSX400* + Mic 1.3M ⁽¹⁾	LC1F265	LR9F7375	200...330
29	160	280	NSX400* + Mic 1.3M ⁽¹⁾	LC1F330	LR9F7375	200...330
30	200	350	NSX630* + Mic 1.3M ⁽¹⁾	LC1F400	LR9F7379	300...500
31	220	388	NSX630* + Mic 1.3M ⁽¹⁾	LC1F500	LR9F7379	300...500
32	250	430	NSX630* + Mic 1.3M ⁽¹⁾	LC1F500	LR9F7379	300...500

(1) Reference to be completed by replacing the * with the breaking performance code as per table given below:

Circuit breaker type	NSX100*MA	NSX160*MA, NSX250*MA	NSX400* NSX630*	GV4L/LE80*	GV4L/LE115*
Breaking performance I_q (kA) at 400/415V	50	50	50	50	50
Breaking performance code	N	N	N	N	N

For advanced protection, protection with Electronic Overcurrent Relays, heavy starting, please contact our sales teams.

Type 2 Co-ordination chart

Type 2 co-ordination chart for Star Delta starters with circuit-breaker and separate thermal overload relay

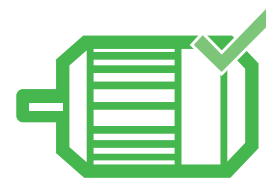
Reliable switching for IE2/IE3/IE4 motors



IE2



IE3



IE4

Rated operational voltage, $U_e = 400/415V, 50/60Hz$
Short Circuit Current (I_q) = 50kA

Sr. No.	3 Φ Motor power in kW	Line current in Amps	Phase current in Amps	Circuit Breaker	Main/Delta Contactor	Star Contactor	Overload Relay	
							Type	Range (A)
1	5.5	11.5	6.6	GV2L16	LC1D25	LC1D09	LRD12	5.5..8
2	7.5	15.5	8.9	GV2L20	LC1D25	LC1D09	LRD14	7..10
3	9	18.1	10.5	GV2L22	LC1D25	LC1D09	LRD16	9..13
4	11	22	12.7	GV2L22	LC1D25	LC1D09	LRD21	12..18
5	15	29	16.7	GV3L32	LC1D40A	LC1D09	LRD318	12..18
6	18.5	35	20.2	GV3L40	LC1D50A	LC1D09	LRD325	17..25
7	22	41	23.7	GV3L50	LC1D50A	LC1D18	LRD332	23..32
8	30	55	31.8	GV3L65	LC1D65A	LC1D18	LRD340	30..40
9	37	66	38.1	GV3L73	LC1D80A	LC1D32	LRD350	37..50
10	37	66	38.1	GV4L/LE80 ⁽¹⁾	LC1D80A	LC1D32	LRD3357	37..50
11	45	80	46.2	GV4L/LE115 ⁽¹⁾	LC1D115	LC1D65A	LRD3357	37..50
12	55	97	56	GV4L/LE115 ⁽¹⁾	LC1D115	LC1D65A	LRD3359	48..65
13	75	132	76.2	NSX160*MA150 ⁽¹⁾	LC1D150	LC1D65A	LR9D5367	60 ... 100
14	90	160	92.4	NSX250*MA220 ⁽¹⁾	LC1F185	LC1D80	LR9F5367	60 ... 100
15	110	195	112.6	NSX250*MA220 ⁽¹⁾	LC1F225	LC1D80	LR9F5369	90 ... 150
16	132	230	132.8	NSX400*Mic 1.3M ⁽¹⁾	LC1F265	LC1D115	LR9F5369	90 ... 150
17	160	280	161.7	NSX400*Mic 1.3M ⁽¹⁾	LC1F330	LC1D150	LR9F5371	132 ... 220
18	200	350	202.1	NSX630*Mic 1.3M ⁽¹⁾	LC1F400	LC1F185	LR9F5371	132 ... 220
19	220	388	224	NSX630*Mic 1.3M ⁽¹⁾	LC1F400	LC1F185	LR9F7375	200 ... 330
20	250	430	248.3	NSX630*Mic 1.3M ⁽¹⁾	LC1F500	LC1F265	LR9F7375	200 ... 330

(1) Reference to be completed by replacing the * with the breaking performance code as per table given below:

Circuit breaker type	NSX100*MA	NSX160*MA, NSX250*MA	NSX400* NSX630*	GV4L/LE80*	GV4L/LE115*
Breaking performance I_q (kA) at 400/415V	50	50	50	50	50
Breaking performance code	N	N	N	N	N

For advanced protection, protection with Electronic Overcurrent Relays, heavy starting, please contact our sales teams.

Type 2 Co-ordination chart

Type 2 co-ordination chart for Star Delta starter with circuit breaker and overload protection built into circuit breaker

Reliable switching for IE2/IE3/IE4 motors



IE2



IE3



IE4

Rated operational voltage, $U_e = 400/415V$, 50/60Hz
Short Circuit Current (I_q) = 50kA / 70kA as per table

Sr. No.	3 Φ Motor power in kW	Line current in Amps	Phase current in Amps	I_q (kA)	Circuit Breaker	Main/Delta Contactor	Star Contactor
1	5,5	11.5	6.6	50	GV2P16	LC1D25	LC1D09
2	7,5	15.5	8.9	50	GV2P20	LC1D25	LC1D09
3	9	18.1	10.5	50	GV2P21	LC1D25	LC1D09
4	11	22	12.7	50	GV2P22	LC1D25	LC1D09
5	15	29	16,7	50	GV3P32	LC1D40A	LC1D09
6	18,5	35	20.2	50	GV3P40	LC1D50A	LC1D09
7	22	41	23.7	50	GV3P50	LC1D50A	LC1D18
8	30	55	31.8	50	GV3P65	LC1D65A	LC1D32
9	37	66	38.1	50	GV3P73	LC1D80A	LC1D32
10	37	66	38.1	70	GV4PE/PEM80 ^{*(1)}	LC1D80A	LC1D32
11	45	80	46.2	70	GV4PE/PEM115 ^{*(1)}	LC1D115	LC1D65A
12	55	97	56.0	70	GV4PE/PEM115 ^{*(1)}	LC1D115	LC1D65A
13	75	132	76.2	70	GV5P150 ^{*(1)}	LC1 D150	LC1D150
14	90	160	92.4	70	GV5P220 ^{*(1)}	LC1 F185	LC1F185
15	110	195	112.6	70	GV5P220 ^{*(1)}	LC1 F225	LC1F225
16	132	230	132.8	70	GV6P320 ^{*(1)}	LC1F265	LC1F265
17	160	280	161.7	70	GV6P320 ^{*(1)}	LC1F265	LC1F265
18	220	388	224.0	70	GV6P500 ^{*(1)}	LC1F500	LC1F500
19	250	430	248.3	70	GV6P500 ^{*(1)}	LC1F500	LC1F500

(1) Reference to be completed by replacing the * with the breaking performance code as per table given below:

Circuit breaker type	GV5P150*	GV5P220*	GV5P320*	GV6P500*	GV4PE/PEM80*	GV4PE/PEM115*
Breaking performance I_q (kA) at 400/415V	70	70	70	70	50	50
Breaking performance code	H	H	H	H	N	N

Type 2 Co-ordination chart

Type 2 Co-ordination chart for Direct-On-Line starter with circuit breaker and separate thermal overload relay

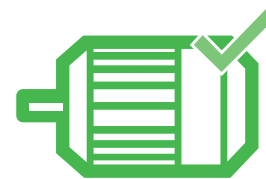
Reliable switching for IE2/IE3/IE4 motors



IE2



IE3



IE4

Sr. No.	3Φ Motor power in kW	Circuit Breaker	Contactors	Thermal Overload Relay
1	0.18	GV4L/LE02*	LC1D09	LRD05
2	0.25	GV4L/LE02*	LC1D09	LRD05
3	0.37	GV4L/LE02*	LC1D09	LRD06
4	0.55	GV4L/LE02*	LC1D09	LRD06
5	0.75	GV4L/LE02*	LC1D09	LRD07
6	1.1	GV4L/LE03*	LC1D25	LRD08
7	1.5	GV4L/LE07*	LC1D32+GV1L3	LRD08
8	2.2	GV4L/LE07*	LC1D32+GV1L3	LRD10
9	3	GV4L/LE07*	LC1D40A	LRD12
10	4	GV4L/LE12*	LC1D65A	LRD14
11	5.5	GV4L/LE12*	LC1D65A	LRD313
12	7.5	GV4L/LE25*	LC1D65A	LRD318
13	10	GV4L/LE25*	LC1D65A	LRD325
14	11	GV4L/LE25*	LC1D65A	LRD325
15	15	GV4L/LE50*	LC1D65A	LRD332
16	18.5	GV4L/LE50*	LC1D65A	LRD340
17	22	GV4L/LE50*	LC1D65A	LRD350
18	30	GV4L/LE80*	LC1D65A	LRD365

* - Reference to be completed by replacing the * with the breaking performance code as per table given below:

Performance I_q (kA) at 415V

Circuit breaker	Breaking performance code		
	B	N	S
GV4L/LE02-12	-	50	100
GV4L/LE25-115	25	50	100

Type 2 Co-ordination chart

Type 2 Co-ordination chart for Star Delta starter with circuit breaker and separate thermal overload relay

Reliable switching for IE2/IE3/IE4 motors



IE2



IE3



IE4

Sr. No.	P (kW)	I _e (A)	I _e /1,73 (A)	Circuit Breaker	Main/Delta Contactor	Star Contactor	Thermal Overload Relay	
1	0.25	0.85	0.5	GV4L/LE02*	LC1D09	LC1D09	LRD05	0.63...1
2	0.37	1	0.6	GV4L/LE02*	LC1D09	LC1D09	LRD06	1...1.7
3	0.55	1.5	0.9	GV4L/LE02*	LC1D09	LC1D09	LRD06	1...1.7
4	0.75	1.9	1.1	GV4L/LE02*	LC1D09	LC1D09	LRD07	1.6...2.5
5	1.1	2.7	1.6	GV4L/LE03*	LC1D25	LC1D09	LRD08	2.5...4
6	1.5	3.6	2.1	GV4L/LE07*	LC1D32+GV1L3	LC1D09	LRD08	2.5...4
7	2.2	4.9	2.8	GV4L/LE07*	LC1D32+GV1L3	LC1D09	LRD10	4...6
8	3	6.5	3.8	GV4L/LE07*	LC1D40A	LC1D09	LRD12	5.5...8
9	4	8.5	4.9	GV4L/LE12*	LC1D65A	LC1D09	LRD14	7...10
10	5.5	11.5	6.6	GV4L/LE12*	LC1D65A	LC1D09	LRD313	9...13
11	7.5	15.5	8.9	GV4L/LE25*	LC1D65A	LC1D09	LRD318	12...18
12	9	18.1	10.5	GV4L/LE25*	LC1D65A	LC1D09	LRD325	16...24
13	11	22	12.7	GV4L/LE25*	LC1D65A	LC1D09	LRD325	16...24
14	15	29	16.7	GV4L/LE50*	LC1D65A	LC1D18	LRD332	23...32
15	18.5	35	20.2	GV4L/LE50*	LC1D65A	LC1D18	LRD340	30...40
16	22	41	23.7	GV4L/LE50*	LC1D65A	LC1D18	LRD350	37...50
17	30	55	31.8	GV4L/LE80*	LC1D65A	LC1D25	LRD365	48...65
18	37	66	38.1	GV4L/LE80*(1)	LC1D80A	LC1D32	LRD3357	37..50

* - Reference to be completed by replacing the * with the breaking performance code as per table given below:

Performance I_q (kA) at 415V

Circuit breaker	Breaking performance code		
	B	N	S
GV4L/LE02-12	-	50	100
GV4L/LE25-115	25	50	100

Type 2 Co-ordination chart with TeSys range (With TeSys G Contactors and Relays) NEW

Type 2 co-ordination chart for Direct-On-Line starter with circuit breaker and overload protection built into the circuit breaker

Reliable switching for IE2/IE3/IE4 motors



IE2



IE3



IE4

Rated operational voltage, $U_e = 400/415V, 50/60Hz$
Short Circuit Current (I_q) = 50kA

45 to 250 kW at 400/415V: type 2 coordination (with ref. GV4, GV5, GV6 circuit breakers)							
Sr. No.	Standard power ratings of 3-phase motors 50/60 Hz in category AC-3e			Circuit breaker			Contactor
	400/415V			Reference ⁽¹⁾	I _r Setting	I _{rm}	Reference
	P	I _e	I _q (max)				
	kW	A	kA	A	A		
1	45	80	100	GV4P/GV4PE/GV4PEM115●	86	1118	LC1G115
2	55	97	100	GV4P115●	100	1300	LC1G115
3	55	97	70	GV5P150●	100	1300	LC1G115
4	75	132	70	GV5P150●	140	1820	LC1G150
5	90	160	70	GV5P220●	170	2210	LC1G185
6	110	195	70	GV5P220●	200	2600	LC1G225
7	110	195	70	GV6P320●	200	2600	LC1G265
8	132	230	70	GV6P320●	240	3120	LC1G265
9	160	280	70	GV6P320●	300	3900	LC1G330
10	200	350	70	GV6P500●	380	4940	LC1G400
11	220	380	70	GV6P500●	400	5200	LC1G500
12	250	430	70	GV6P500●	440	5720	LC1G500

(1) Reference to be completed by replacing the ● with the breaking performance code:


Breaking performance I_q (kA)

Code	GV4P/GV4PE/GV4PEM115●			GV5P150●/ 220● GV6P320●/ 500●	
	B	N	S	F	H
400/415V	25	50	100	36	70

Type 2 Co-ordination chart with TeSys range (With TeSys G Contactors and Relays) NEW

Type 2 co-ordination chart for Direct-On-Line starter with circuit breaker and separate relay

Reliable switching for IE2/IE3/IE4 motors



IE2



IE3



IE4

Rated operational voltage, $U_e = 400/415V, 50/60Hz$
Short Circuit Current (I_q) = 50kA

45 to 335 kW at 400/415V: type 2 coordination (with ref GV4, or NSX circuit breakers)								
Sr. No.	Standard power ratings of 3-phase motors 50/60 Hz in category AC-3e			Circuit breaker		Contactor	Contactor	
	400/415V			Reference ⁽¹⁾	I _{rm}	Reference	Reference	Ir Setting
	P	I _e	I _q (max)					
kW	A	kA		A			A	
1	45	80	100	GV4L/GV4LE115●	1265	LC1G115	LR9G115	80
2	55	97	100	GV4L/GV4LE115●	1100	LC1G115	LR9G225	80
3	45	80	130	NSX100● + MA	1265	LC1G115	LR9G115	97
4	55	97	130	NSX160● + MA	1500	LC1G115	LR9G225	97
5	75	132	130	NSX160● + MA	1800	LC1G150	LR9G225	132
6	90	160	130	NSX250● + MA	2640	LC1G185	LR9G225	160
7	110	195	130	NSX250● + MA	2640	LC1G225	LR9G225	195
8	110	195	130	NSX400● + Micrologic 1.3M	3520	LC1G265	LR9G500	195
9	132	230	130	NSX400● + Micrologic 1.3M	3520	LC1G265	LR9G500	230
10	160	280	130	NSX400● + Micrologic 1.3M	3840	LC1G330	LR9G500	280
11	200	350	130	NSX630● + Micrologic 1.3M	5500	LC1G400	LR9G500	350
12	220	380	130	NSX630● + Micrologic 1.3M	5500	LC1G500	LR9G500	380
13	250	430	130	NSX630● + Micrologic 1.3M	6000	LC1G500	LR9G500	430
14	300	460	130	NS800● + Micrologic 5	8800	LC1G630	LR9G630	460
15	335	575	130	NS800● + Micrologic 5	9600	LC1G630	LR9G630	575

(1) Reference to be completed by replacing the ● with the breaking performance code:

Breaking performance I_q (kA)

Code	GV4L115●/ GV4LE115●			NSX100●/ NSX160●/ NSX250●/ NSX400●/ NSX630●				NS800●		
	B	N	S	F	N	H	R	N	H	L
400/415V	25	50	100	36	50	70	200	50	70	150

Magnetic circuit breakers + Contactor + TeSys T + current transformers

90 to 250 kW at 400/415V: type 2 coordination									
Sr. No.	Standard power ratings of 3-phase motors 50/60 Hz in category AC-3e			Circuit breaker		Contactor	TeSys T Motor management controller		Current transformers
	400/415V			Reference ⁽¹⁾	Rating I _{rm}	Reference	Reference ⁽²⁾	Ir Setting	Reference
	P	I _e	I _q (max)						
kW	A	kA		A			A		
1	90	160	130	NSX250● + MA	2200	LC1G185	LTMR08●●	160	LT6CT2001
2	110	195	130	NSX250● + MA	2640	LC1G225	LTMR08●●	195	LT6CT2001
3	132	230	130	NSX400● + Micrologic 1.3M	3200	LC1G265	LTMR08●●	230	LT6CT4001
4	150	280	130	NSX400● + Micrologic 1.3M	3840	LC1G330	LTMR08●●	280	LT6CT4001
5	200	350	130	NSX630● + Micrologic 1.3M	5000	LC1G400	LTMR08●●	350	LT6CT4001
6	220	388	130	NSX630● + Micrologic 1.3M	5500	LC1G500	LTMR08●●	388	LT6CT4001
7	250	430	130	NSX630● + Micrologic 1.3M	6000	LC1G500	LTMR08●●	430	LT6CT8001

(1) Reference to be completed by replacing the ● with the breaking performance code:

Breaking performance I_q (kA)

Code	NSX250●/ NSX400●/ NSX630●			
	F	N	H	R
400/415V	36	50	70	200

(2) Please refer to TeSys Catalogue to select the complete reference for TeSys T motor management controller.

Type 2 Co-ordination chart with TeSys range (With TeSys G Contactors and Relays) NEW

Type 2 co-ordination chart for Star Delta starter with circuit breaker and overload protection built into circuit breaker

Reliable switching for IE2/IE3/IE4 motors



IE2



IE3



IE4

Rated operational voltage, $U_e = 400/415V, 50/60Hz$
Short Circuit Current (I_q) = 50kA / 70kA as per table

Contactors: **Maximum operating rate:** 30 starts/hour - **Maximum starting time:** 30 seconds.

The coordination table is for normal starting conditions (Class 10e/ 20e). For other heavy starting applications with long start times, please contact technical support.

RE17RMMWS timer to be used for Star-Delta starter application.

90 to 250 kW at 400/415V: type 2 coordination

Sr. No.	Standard power ratings of 3-phase motors 50/60 Hz in category AC-3			Circuit breaker			Contactor Line/ Delta	Contactor Star
	400/415V			Reference ⁽¹⁾	Ir Setting	I _{rm}	Reference	
	P	I _e	I _q (max)					
	kW	A	kA					
1	90	160	70	GV5P220●	170	1360	LC1G115	LC1D65
2	110	195	70	GV5P220●	200	1600	LC1G150	LC1D80
3	110	195	70	GV6P320●	200	1600	LC1G150	LC1D80
4	132	230	70	GV6P320●	240	1920	LC1G150	LC1D95
5	160	280	70	GV6P320●	300	2400	LC1G185	LC1G115
6	200	350	70	GV6P500●	380	3040	LC1G225	LC1G115
7	220	380	70	GV6P500●	400	3200	LC1G265	LC1G150
8	250	430	70	GV6P500●	440	3520	LC1G265	LC1G150

(1) Reference to be completed by replacing the ● with the breaking performance code:

Breaking performance I_q (kA)

Code	GV5P220● GV6P320●/GV6P500●	
	F	H
400/415V	36	70

90 to 450 kW at 400/415V: type 2 coordination

Sr. No.	Standard power ratings of 3-phase motors 50/60 Hz in category AC-3			Circuit breaker			Contactor Line/ Delta	Contactor Star
	400/415V			Reference ⁽¹⁾	Ir Setting	I _{rm}	Reference	
	P	I _e	I _q (max)					
	kW	A	kA					
1	90	160	130	NSX250● + Micrologic 2.2M	170	1360	LC1G115	LC1D65
2	110	195	130	NSX250● + Micrologic 2.2M	200	1600	LC1G150	LC1D80
3	110	195	130	NSX400● + Micrologic 2.3M	200	1600	LC1G150	LC1D80
4	132	230	130	NSX400● + Micrologic 2.3M	240	1920	LC1G150	LC1D95
5	160	280	130	NSX400● + Micrologic 2.3M	300	2400	LC1G185	LC1G115
6	200	350	130	NSX630● + Micrologic 2.3M	380	3040	LC1G225	LC1G115
7	220	380	130	NSX630● + Micrologic 2.3M	400	3200	LC1G265	LC1G150
8	250	430	130	NSX630● + Micrologic 2.3M	440	3520	LC1G265	LC1G150
9	300	460	130	NS800● + Micrologic 5	480	3840	LC1G330	LC1G185
10	335	575	130	NS800● + Micrologic 5	640	5120	LC1G400	LC1G225
11	355	610	130	NS800● + Micrologic 5	640	5120	LC1G400	LC1G225
12	400	690	130	NS800● + Micrologic 5	720	5760	LC1G500	LC1G265
13	450	770	130	NS1000● + Micrologic 5	784	6272	LC1G500	LC1G330

(1) Reference to be completed by replacing the ● with the breaking performance code:

Breaking performance I_q (kA)

Code	NSX250●/ NSX400●/ NSX630●				NS800●/ NS1000●		
	F	N	H	R	N	H	L
400/415V	36	50	70	200	50	70	150

W.E.F. June 1, 2021

Type 2 Co-ordination chart with TeSys range (With TeSys G Contactors and Relays) NEW

Type 2 Co-ordination chart for Direct-On-Line starter with circuit breaker and separate thermal overload relay

Reliable switching for IE2/IE3/IE4 motors



IE2



IE3



IE4

Contactor: **Maximum operating rate:** 30 starts/hour - **Maximum starting time:** 30 seconds.
The coordination table is for normal starting conditions (Class 10e/ 20e). For other heavy starting applications with long start times, please contact technical support.
RE17RMMWS timer to be used for Star-Delta starter application.

90 to 450 kW at 400/415V: type 2 coordination									
Sr. No.	Standard power ratings of 3-phase motors 50/60 Hz in category AC-3			Circuit breaker		Contactor Line/ Delta	Contactor Star	Thermal overload relay	
	400/415V			Reference ⁽¹⁾	I _{rm}	Reference		Reference	Setting range
	P	I _e	I _q (max)						
	kW	A	kA	A	A				
1	90	160	130	NSX250● + MA	1980	LC1G115	LC1D65	LR9G115	92
2	110	195	130	NSX250● + MA	1980	LC1G150	LC1D80	LR9G225	113
3	110	195	130	NSX400● + Micrologic 1.3M	1920	LC1G150	LC1D80	LR9G225	113
4	132	230	130	NSX400● + Micrologic 1.3M	1920	LC1G150	LC1D80	LR9G225	133
5	160	280	130	NSX400● + Micrologic 1.3M	2560	LC1G185	LC1G115	LR9G225	162
6	200	350	130	NSX630● + Micrologic 1.3M	3000	LC1G225	LC1G150	LR9G225	202
7	220	380	130	NSX630● + Micrologic 1.3M	3500	LC1G265	LC1G150	LR9G500	219
8	250	430	130	NSX630● + Micrologic 1.3M	3500	LC1G265	LC1G150	LR9G500	248
9	300	460	130	NS800● + Micrologic 5	4000	LC1G330	LC1G185	LR9G500	266
10	335	575	130	NS800● + Micrologic 5	4800	LC1G400	LC1G225	LR9G500	332
11	355	610	130	NS800● + Micrologic 5	5600	LC1G400	LC1G225	LR9G500	352
12	400	627	130	NS800● + Micrologic 5	5600	LC1G400	LC1G225	LR9G500	362
13	450	695	130	NS800● + Micrologic 5	6400	LC1G500	LC1G265	LR9G500	401

(1) Reference to be completed by replacing the ● with the breaking performance code:

Breaking performance I_q (kA)

Code	NSX250●/ NSX400●/ NSX630●				NS800●		
	F	N	H	R	N	H	L
400/415V	36	50	70	200	50	70	150

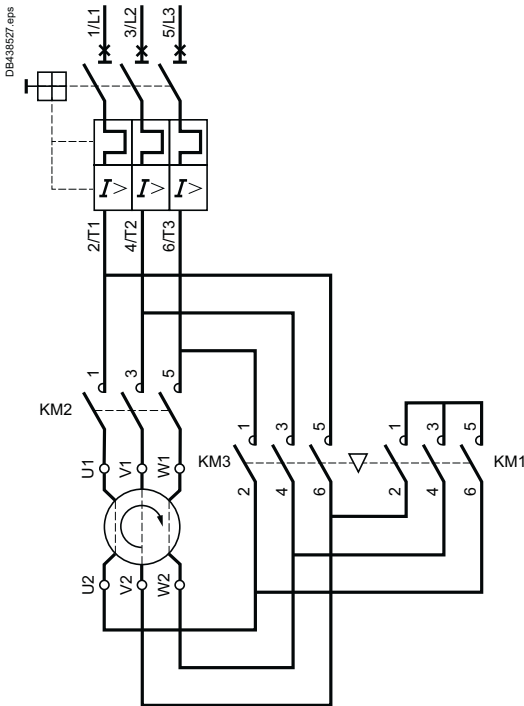
TeSys Giga series - Device selection

Coordination tables

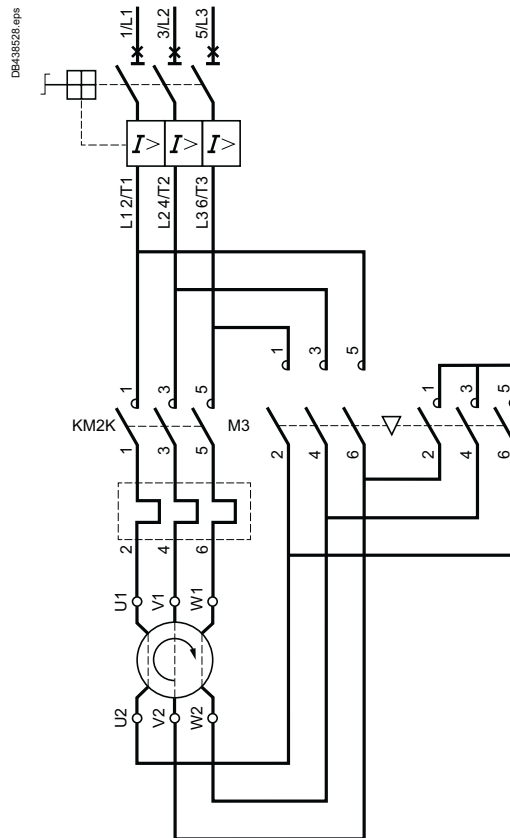
Star-Delta motor starter - Common circuit diagrams

Star-Delta motor 'Power' circuit diagram

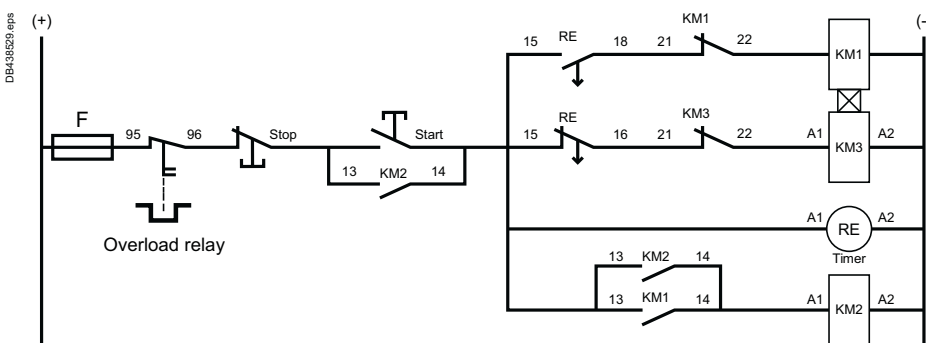
Thermal magnetic circuit breaker + contactors



Magnetic circuit breaker + contactors + overload relay



Star-Delta Motor 'Control' circuit diagram



Recommended timing relay (RE): Zelio Time ref. RE17RMMW (12...240 V AC/DC 50/60 Hz – 8 A AC/DC contacts)

Type 2 Recommended Selection Charts for Motor Feeder with EasyPact

Notes:

- Selection is for Normal Starting time (Relay Trip classes 10A/10) applications.
- Overload relay type LRE and EOCR both can be used. However, while using EOCR, setting of Trip class in EOCR should be up to 10/10A only.
- For high Inertia loads like Blowers, Pumps & ID/FD fans etc., if taking longer starting time, kindly consult us to derive the selection. However, this selection can still be used if these applications accept relay trip class 10A/10.
- Service factor of the motors considered is 1
- Selection is directly valid for Switching & Protection of Motors which comply to IS: 12615 efficiency class and can also be used for other non-standard motors whose starting current is less than or equal to starting currents as described in IS: 12615
- The rated motor current used for derivation is Full Load Current (FLC) for 3-phase, 4 Pole Squirrel Cage Induction Motors as indicated in IS: 12615. Selection can also be used for 2 Pole, 6 Pole and 8 Pole Motors based on rated motor current.
- Higher ratings of Contactors can be used in place of recommended combinations.
- These charts are derived basis Type-2 Methodology described in IEC 60947-4, Clause B.4.5.
- For Star-Delta Motor feeders, In-side delta wiring is considered.
- For Star Delta Motor feeders, proper Change-over time and Pause time must be ensured. Selected combination of Motor feeders components in this chart are valid only and only when used along with timer MSMI06 and equivalent timer from Schneider.
- This selection is valid only for suggested Product combinations. Change in any of the recommended combination including timer will invalidate the recommendations and Human safety, Installation safety and product safety requirements may not be fulfilled.
- In case of motor feeders with Circuit breaker, ensure proper Instantaneous setting as suggested in respective charts, if any.
- Max. Operating rate per Hour for contactors & Circuit breaker for Motor protection shall not be exceeded.
- Product evolution and improvement is a Continuous process at Schneider Electric. Hence, recommendations and guidelines are subject to change. Contact Schneider Electric for latest guidelines.

Contact our nearest sales office for application specific Custom / optimised selection for your motor feeders having motors with service factor more than 1, longer starting time applications, Closed transition star delta starters, other than 400/415V perational voltages, starting currents / inrush currents lower than specified in IS 12615

Selection Chart

Direct-on-Line starters with circuit-breaker and overload protection built into the circuit-breaker
Type GZ1E

Reliable
switching for
IE2/IE3 motors



IE2



IE3

Rated Operational Voltage, $U_e = 400/415V, 50/60Hz$
Short Circuit Current $I_q = 50kA$

Type-2 Recommended Selection

Sr. No.	3Φ Motors			I _q Current (kA)	Contactor	Overload Relay		Circuit Breaker	
	kW	HP	FLC - I _n (Amps)			Type	Range (A)	Type	Rating (A)
1	0.06	x	0.19	50	LC1E09	In-built in Circuit Breaker		GZ1E02	0.16 - 0.25
2	0.09	x	0.28	50	LC1E09			GZ1E03	0.25 - 0.4
3	0.12	0.16	0.51	50	LC1E09			GZ1E04	0.4 - 0.63
4	0.18	0.25	0.6	50	LC1E09			GZ1E04	0.4 - 0.63
5	0.25	0.33	0.8	50	LC1E09			GZ1E05	0.63 - 1
6	0.37	0.5	1.4	50	LC1E09			GZ1E06	1 - 1.6
7	0.55	0.75	1.7	50	LC1E09			GZ1E07	1.6 - 2.5
8	0.75	1	2.2	50	LC1E09			GZ1E07	1.6 - 2.5
9	1.1	1.5	2.9	50	LC1E09			GZ1E08	2.5 - 4
10	1.3	1.75	3	50	LC1E09			GZ1E08	2.5 - 4
11	1.5	2	3.8	50	LC1E09			GZ1E08	2.5 - 4
12	2.2	3	5.1	50	LC1E18			GZ1E10	4 - 6.3
13	3	4	6	50	LC1E18			GZ1E14	6 - 10
14	3.7	5	8.1	50	LC1E25			GZ1E14	6 - 10
15	4	5.5	8.5	50	LC1E25			GZ1E14	6 - 10
16	5.5	7.5	11.4	50*	LC1E32			GZ1E16	9 - 14
17	7.5	10	15.4	50*	LC1E32			GZ1E20	13 - 18
18	9.3	12.5	17.3	50*	LC1E40B			GZ1E21	17 - 23
19	11	15	22	50*	LC1E40B			GZ1E22	20 - 25
20	13	17.5	24	50*	LC1E50			GZ1E32	24 - 32
21	15	20	30	50*	LC1E50			GZ1E32	24 - 32

* 50kA With current Limiter type GV1L3, 10kA without current limiter

Selection Chart

Direct-On-Line starters with circuit-breaker GZL1LE and separate thermal overload relay

Reliable
switching for
IE2/IE3 motors



IE2



IE3

Rated Operational Voltage, $U_e = 400/415V, 50/60Hz$
Short Circuit Current $I_q = 50kA$ upto 4kw and above 4kw with 50kA
With current Limiter type GV1L3, 10kA without current limiter

Type-2 Recommended Selection

Sr. No.	P (kW)	I_e (A)	Circuit Breaker	Contactor	Thermal Overload relay	Range (A)
1	0.09	0.4	GZ1LE03	LC1E09	LRE03	0.25...0.40
2	0.18	0.63	GZ1LE04	LC1E09	LRE04	0.4...0.63
3	0.25	1	GZ1LE05	LC1E09	LRE05	0.63...1
4	0.37	1.4	GZ1LE06	LC1E09	LRE06	1...1.6
5	0.75	2.2	GZ1LE07	LC1E09	LRE07	1.6...2.5
6	1.5	3.8	GZ1LE08	LC1E09	LRE08	2.5...4
7	2.2	5.1	GZ1LE10	LC1E18	LRE10	4...6
8	4	8.5	GZ1LE14	LC1E25	LRE14	7...10
9	5.5	11.4	GZ1LE16	LC1E32	LRE16	9...13
10	7.5	15.4	GZ1LE20	LC1E32	LRE21	12...18
11	9.3	17.3	GZ1LE22	LC1E40	LRE22	16...24
12	11	22	GZ1LE22	LC1E40	LRE22	16...24
13	15	30	GZ1LE32	LC1E50	LRE32	23...32

Star Delta starters with circuit-breaker GZL1LE and separate thermal overload relay

Type-2 Recommended Selection

Sr. No.	P (kW)	I_e (A)	$I_e/1,73$ (A)	Circuit Breaker	Main/Delta Contactor	Star Contactor	Thermal Overload Relay	
1	0.09	0.4	0.2	GZ1LE03	LC1E09	LC1E09	LRE02	0.16...0.25
2	0.18	0.63	0.4	GZ1LE04	LC1E09	LC1E09	LRE03	0.25...0.40
3	0.25	1	0.6	GZ1LE05	LC1E09	LC1E09	LRE04	0.4...0.63
4	0.37	1.4	0.8	GZ1LE06	LC1E09	LC1E09	LRE05	0.63...1
5	0.75	2.2	1.3	GZ1LE07	LC1E09	LC1E09	LRE06	1...1.6
6	1.5	3.8	2.2	GZ1LE08	LC1E09	LC1E09	LRE07	1.6...2.5
7	2.2	5.1	2.9	GZ1LE10	LC1E18	LC1E09	LRE08	2.5...4
8	4	8.5	4.9	GZ1LE14	LC1E25	LC1E09	LRE10	4...6
9	5.5	11.4	6.6	GZ1LE16	LC1E32	LC1E09	LRE12	5.5...8
10	7.5	15.4	8.9	GZ1LE20	LC1E32	LC1E09	LRE14	7...10
11	9.3	17.3	10.0	GZ1LE22	LC1E40B	LC1E18	LRE16	9...13
12	11	22	12.7	GZ1LE22	LC1E40B	LC1E18	LRE16	9...13
13	15	30	17.3	GZ1LE32	LC1E50	LC1E18	LRE21	12...18

Selection Chart

Direct-on-Line starters with Fuses and overload protection by separate overload relay type LRE (thermal) or EOCR** (up to Trip class 10/10A)

Reliable
switching for
IE2 motors



IE2

Rated Operational Voltage, $U_e = 400/415V, 50/60Hz$
Short Circuit Current $I_q = 50kA$

Type-2 Recommended Selection

Sr. No.	3Φ Motors			Contactor	Overload Relay		Nominal Back-up Fuse			SDF
	kW	HP	FLC - I_n (Amps)		Type	Range (A)	Fuse	Fuse Rating	Fuse Size	
1	0.12	0.16	0.51	LC1E09	LRE04	0.4-0.63	4NHG000B	4	000	NX032
2	0.18	0.25	0.6	LC1E09	LRE04	0.4-0.63	4NHG000B	4	000	NX032
3	0.25	0.33	0.8	LC1E09	LRE05	0.63-1	4NHG000B	4	000	NX032
4	0.37	0.5	1.4	LC1E09	LRE06	1-1.6	4NHG000B	4	000	NX032
5	0.55	0.75	1.7	LC1E09	LRE06	1-1.6	4NHG000B	4	000	NX032
6	0.75	1	2.2	LC1E09	LRE07	1.6-2.5	6NHG000B	6	000	NX032
7	1.1	1.5	2.9	LC1E09	LRE08	2.5-4	10NHG000B	10	000	NX032
8	1.3	1.75	3	LC1E09	LRE08	2.5-4	10NHG000B	10	000	NX032
9	1.5	2	3.8	LC1E09	LRE08	2.5-4	10NHG000B	10	000	NX032
10	2.2	3	5.1	LC1E09	LRE10	4-6	16NHG000B	16	000	NX032
11	3	4	6	LC1E09	LRE12	5.5-8	20NHG000B	20	000	NX032
12	3.7	5	8.1	LC1E09	LRE14	7-10	20NHG000B	20	000	NX032
13	4	5.5	8.5	LC1E09	LRE14	7-10	20NHG000B	20	000	NX032
14	5.5	7.5	11.4	LC1E12	LRE16	9-13	25NHG000B	25	000	NX032
15	7.5	10	15.4	LC1E18	LRE21	12-18	32NHG000B	32	000	NX063
16	9.3	12.5	17.3	LC1E25	LRE22	16-24	50NHG000B	50	000	NX063
17	11	15	22	LC1E25	LRE22	16-24	50NHG000B	50	000	NX063
18	13	17.5	24	LC1E32	LRE32	23-32	50NHG000B	50	000	NX063
19	15	20	30	LC1E32	LRE32	23-32	63NHG000B	63	000	NX063
20	18.5	25	36	LC1E40	LRE355	30-40	80NHG000B	80	000	NX080
21	22	30	43	LC1E50	LRE357	37-50	80NHG000B	80	000	NX080
22	30	40	56	LC1E65	LRE359	48-65	100NHG000B	100	000	NX100
23	37	50	69	LC1E80	LRE363	63-80	125NHG00B	125	00	NX125
24	45	60	84	LC1E95	LRE365	80-104	160NHG00B	160	00	NX160
25	55	75	99	LC1E120	LRE482	84-135	160NHG00B	160	00	NX160
26	75	100	134	LC1E160	LRE483*	124-198	250NHG1B	250	1	NX250
27	80	110	139	LC1E160	LRE483*	124-198	250NHG1B	250	1	NX250
28	90	120	164	LC1E200	LRE483	124-198	250NHG1B	250	1	NX250
29	110	150	204	LC1E250	LRE484	146-234	250NHG1B	250	1	NX250
30	125	170	234	LC1E250	LRE485	174-279	315NHG2B	315	2	NX315
31	132	180	247	LC1E250	LRE485	174-279	315NHG2B	315	2	NX315
32	160	215	288	LC1E300	LRE486	208-333	400NHG2B	400	2	NX400
33	180	240	298	LC1E300	LRE486	208-333	400NHG2B	400	2	NX400
34	200	270	348	LC1E400	LRE487	258-414	400NHG2B	400	2	NX400
35	225	300	360	LC1E400	LRE487	258-414	500NHG3B	500	3	NX630
36	250	335	435	LC1E500	LRE488	321-513	630NHG3B	630	3	NX630
37	275	370	440	LC1E500	LRE488	321-513	630NHG3B	630	3	NX630
38	315	425	548	LC1E630	LRE489	394-630	800NHG3B	800	3	NA
39	335	452	580	LC1E630	LRE489	394-630	800NHG3B	800	3	NA

* Relay can match with contactor electrically (i.e Cannot be directly mounted), rest all relays are suitable for direct mounting as per catalogue.

** Selection valid upto Trip class 10/10A, Contact nearest sales office for details of EOCR to be used with this selection charts.

Selection Chart

Star Delta starters with Fuses and overload protection by separate overload relay type LRE (thermal) or EOCR** (up to Trip class 10/10A)

Reliable switching for IE2 motors



IE2

Rated Operational Voltage, $U_e = 400/415V, 50/60Hz$
Short Circuit Current $I_q = 50kA$

Type-2 Recommended Selection

Sr. No.	3Φ Motors				Contactor			Overload Relay		Nominal Back-up Fuse			SDF	Minimum Pause time (mSec)	Star-Delta Timer#
	kW	HP	FLC - I_n (Amps)		Main	Delta	Star	Type	Range (A)	Fuse type	Fuse Rating	Fuse Size			
			Line	Phase											
1	0.75	1	2.2	1.3	LC1E09	LC1E09	LC1E09	LRE06	1-1.6	4NHG000B	4	000	NX032	50	MSMI06
2	1.1	1.5	2.9	1.7	LC1E09	LC1E09	LC1E09	LRE07	1.6-2.5	4NHG000B	4	000	NX032	50	MSMI06
3	1.3	1.75	3	1.7	LC1E09	LC1E09	LC1E09	LRE07	1.6-2.5	4NHG000B	4	000	NX032	50	MSMI06
4	1.5	2	3.8	2.2	LC1E09	LC1E09	LC1E09	LRE07	1.6-2.5	6NHG000B	6	000	NX032	50	MSMI06
5	2.2	3	5.1	2.9	LC1E09	LC1E09	LC1E09	LRE08	2.5-4	10NHG000B	10	000	NX032	50	MSMI06
6	3	4	6	3.5	LC1E09	LC1E09	LC1E09	LRE08	2.5-4	10NHG000B	10	000	NX032	50	MSMI06
7	3.7	5	8.1	4.7	LC1E09	LC1E09	LC1E09	LRE10	4-6	10NHG000B	10	000	NX032	50	MSMI06
8	4	5.5	8.5	4.9	LC1E09	LC1E09	LC1E09	LRE10	4-6	16NHG000B	16	000	NX032	50	MSMI06
9	5.5	7.5	11.4	6.6	LC1E09	LC1E09	LC1E09	LRE12	5.5-8	16NHG000B	16	000	NX032	50	MSMI06
10	7.5	10	15.4	8.9	LC1E09	LC1E09	LC1E09	LRE14	7-10	20NHG000B	20	000	NX032	50	MSMI06
11	9.3	12.5	17.3	10.0	LC1E12	LC1E12	LC1E09	LRE14	7-10	20NHG000B	20	000	NX032	50	MSMI06
12	11	15	22	12.7	LC1E18	LC1E18	LC1E09	LRE16	9-13	32NHG000B	32	000	NX032	50	MSMI06
13	15	20	30	17.3	LC1E18	LC1E18	LC1E09	LRE21	12-18	40NHG000B	40	000	NX063	50	MSMI06
14	18.5	25	36	20.8	LC1E25	LC1E25	LC1E09	LRE22	16-24	40NHG000B	40	000	NX063	50	MSMI06
15	22	30	43	24.8	LC1E25	LC1E25	LC1E25	LRE32	23-32	50NHG000B	50	000	NX063	50	MSMI06
16	30	40	56	32.3	LC1E40	LC1E40	LC1E25	LRE355	30-40	63NHG000B	63	000	NX063	50	MSMI06
17	37	50	69	39.8	LC1E50	LC1E50	LC1E32	LRE355	30-40	80NHG000B	80	000	NX080	50	MSMI06
18	45	60	84	48.5	LC1E50	LC1E50	LC1E32	LRE357	37-50	100NHG000B	100	00	NX125	50	MSMI06
19	55	75	99	57.2	LC1E65	LC1E65	LC1E40	LRE359	48-65	125NHG000B	125	00	NX125	50	MSMI06
20	75	100	134	77.4	LC1E80	LC1E80	LC1E65	LRE363	63-80	160NHG000B	160	00	NX160	50	MSMI06
21	80	110	139	80.3	LC1E80	LC1E80	LC1E80	LRE363	63-80	160NHG000B	160	00	NX160	50	MSMI06
22	90	120	164	94.7	LC1E95	LC1E95	LC1E80	LRE365	80-104	200NHG1B	200	1	NX200	50	MSMI06
23	110	150	204	117.8	LC1E120	LC1E120	LC1E95	LRE482	84-135	250NHG1B	250	1	NX250	50	MSMI06
24	125	170	234	135.1	LC1E160	LC1E160	LC1E120	LRE483*	124-198	250NHG1B	250	1	NX250	50	MSMI06
25	132	180	247	142.6	LC1E160	LC1E160	LC1E120	LRE483*	124-198	250NHG1B	250	1	NX250	50	MSMI06
26	150	200	248	143.2	LC1E160	LC1E160	LC1E120	LRE483*	124-198	250NHG1B	250	1	NX250	50	MSMI06
27	160	215	288	166.3	LC1E200	LC1E200	LC1E160	LRE483	124-198	315NHG2B	300	2	NX315	50	MSMI06
28	180	240	298	172.1	LC1E200	LC1E200	LC1E160	LRE483	124-198	315NHG2B	300	2	NX315	50	MSMI06
29	200	270	348	200.9	LC1E250	LC1E250	LC1E160	LRE484	146-234	400NHG2B	400	2	NX400	50	MSMI06
30	225	300	360	207.9	LC1E250	LC1E250	LC1E160	LRE484	146-234	400NHG2B	400	2	NX400	50	MSMI06
31	250	335	435	251.2	LC1E300	LC1E300	LC1E200	LRE485	174-279	450NHG3B	450	3	NX630	50	MSMI06
32	275	370	440	254.0	LC1E300	LC1E300	LC1E200	LRE485	174-279	450NHG3B	450	3	NX630	50	MSMI06
33	315	425	548	316.4	LC1E400	LC1E400	LC1E250	LRE486	208-333	630NHG3B	630	3	NX630	50	MSMI06
34	335	452	580	334.9	LC1E400	LC1E400	LC1E250	LRE487	258-414	630NHG3B	630	3	NX630	50	MSMI06
35	355	475	618	356.8	LC1E400	LC1E400	LC1E250	LRE487	258-414	630NHG3B	630	3	NX630	50	MSMI06
36	375	502	653	377.0	LC1E400	LC1E400	LC1E250	LRE487	258-414	800NHG3B	800	3	NA	50	MSMI06
37	400	535	674	389.1	LC1E500	LC1E500	LC1E300	LRE487	258-414	800NHG3B	800	3	NA	200	MSMI06

* Relay can match with contactor electrically (i.e Cannot be directly mounted), rest all relays are suitable for direct mounting as per catalogue. Use alternate suggested for direct mounting.

**Selection valid upto Trip class 10/10A, Contact nearest sales office for details of EOCR to be used with this selection charts.

For guaranteed performance, Motor feeders built using this chart must make use of MSMI06 or equivalent Schneider Electric make timer only.

Selection Chart

Direct-on-Line starters with circuit-breaker type CVS and overload protection by separate overload relay type LRE (thermal) or EOCR** (up to Trip class 10/10A)

Reliable
switching for
IE2/IE3 motors



IE2



IE3

Rated Operational Voltage, $U_e = 400/415V, 50/60Hz$
Short Circuit Current $I_q = 50kA$

Type-2 Recommended Selection

Sr. No.	3Φ Motors			Contactor	Overload Relay		Circuit Breaker			
	kW	HP	FLC - I_n (Amps)		Type	Range (A)	Type	Trip Unit Rating	Magnetic Setting Range	Setting on Trip Unit in Amps
1	0.37	0.5	1.4	LC1E09	LRE06	1-1.6	CVS100-MA	2.5	6-14	15
2	0.55	0.75	1.7	LC1E09	LRE07	1.6-2.5	CVS100-MA	2.5	6-14	17.5
3	0.75	1	2.2	LC1E09	LRE07	1.6-2.5	CVS100-MA	2.5	6-14	22.5
4	1.1	1.5	2.9	LC1E09	LRE08	2.5-4	CVS100-MA	6.3	6-14	31.5
5	1.3	1.75	3	LC1E09	LRE08	2.5-4	CVS100-MA	6.3	6-14	31.5
6	1.5	2	3.8	LC1E09	LRE08	2.5-4	CVS100-MA	6.3	6-14	37.8
7	2.2	3	5.1	LC1E18	LRE10	4-6	CVS100-MA	6.3	6-14	63
8	3	4	6	LC1E18	LRE10	4-6	CVS100-MA	6.3	6-14	69.3
9	3.7	5	8.1	LC1E25	LRE14	7-10	CVS100-MA	12.5	6-14	100
10	4	5.5	8.5	LC1E25	LRE14	7-10	CVS100-MA	12.5	6-14	100
11	5.5	7.5	11.4	LC1E32	LRE16	9-13	CVS100-MA	12.5	6-14	137.5
12	7.5	10	15.4	LC1E32	LRE21	12-18	CVS100-MA	25	6-14	175
13	9.3	12.5	17.3	LC1E32	LRE21	12-18	CVS100-MA	25	6-14	200
14	11	15	22	LC1E40B	LRE22	16-24	CVS100-MA	25	6-14	275
15	13	17.5	24	LC1E40B	LRE22	16-24	CVS100-MA	25	6-14	300
16	15	20	30	LC1E50	LRE32* or LRE353	23-32	CVS100-MA	50	6-14	350
17	18.5	25	36	LC1E65	LRE35* or LRE355	30-38* 30-40	CVS100-MA	50	6-14	450
18	22	30	43	LC1E65	LRE357	37-50	CVS100-MA	50	6-14	500
19	30	40	56	LC1E80	LRE359	48-65	CVS100-MA	100	6-14	700
20	37	50	69	LC1E95	LRE361	55-70	CVS100-MA	100	6-14	800
21	45	60	84	LC1E120	LRE482	84-135	CVS100-MA	100	6-14	1000
22	55	75	99	LC1E160	LRE482	84-135	CVS100-MA	100	6-14	1200
23	75	100	134	LC1E160	LRE482	84-135	CVS250-MA	150	9-14	1650
24	80	110	139	LC1E160	LRE483	124-198	CVS250-MA	150	9-14	1650
25	90	120	164	LC1E200	LRE483	124-198	CVS250-MA	220	9-14	1980
26	110	150	204	LC1E250	LRE484	146-234	CVS250-MA	220	9-14	2420
27	125	170	234	LC1E300	LRE484	146-234	CVS400-MA	320	6-13	2880
28	132	180	247	LC1E300	LRE485	174-279	CVS400-MA	320	6-13	3200
29	160	215	288	LC1E400	LRE486	208-333	CVS400-MA	320	6-13	3520
30	180	240	298	LC1E400	LRE486	208-333	CVS400-MA	320	6-13	3520
31	200	270	348	LC1E400	LRE487	258-414	CVS630-MA	500	6-13	4500
32	225	300	360	LC1E500	LRE487* or LRE488	258-414* 321-513	CVS630-MA	500	6-13	4500
33	250	335	435	LC1E500	LRE488	321-513	CVS630-MA	500	6-13	5500
34	275	370	440	LC1E630	LRE489	394-630	CVS630-MA	500	6-13	5500
35	315	425	548	LC1E630	LRE489	394-630	CVS630-ETS	630	2-10	6300
36	335	452	580	LC1E630	LRE489	394-630	CVS630-ETS	630	2-10	6300
37	355	475	618	LC1E630	LRE489	394-630	CVS800-TMD	800	3.5-10	8000

* Relay can match with contactor electrically (i.e Cannot be directly mounted), rest all relays are suitable for direct mounting as per catalogue. Use alternate suggested for direct mounting.

** Selection valid upto Trip class 10/10A, Contact nearest sales office for details of EOCR to be used with this selection charts.

Selection Chart

Star Delta starters with circuit-breaker type CVS and overload protection by separate overload relay type LRE (thermal) or EOCR** (up to Trip class 10/10A)

Reliable switching for IE2/IE3 motors



IE2



IE3

Rated Operational Voltage, $U_e = 400/415V, 50/60Hz$
Short Circuit Current $I_q = 50kA$

Type-2 Recommended Selection

Sr. No.	3Φ Motors				Contactor			Overload Relay		Circuit Breaker				Minimum Pause time (mSec)	Star-Delta Timer#
	kW	HP	FLC - I_n (Amps)					Type	Range (A)	Type	Trip Unit Rating	Mag-netic Setting Range	Setting on Trip Unit in Amps		
			Line	Phase	Main	Delta	Star								
1	0.75	1	2.2	1.3	LC1E09	LC1E09	LC1E09	LRE06	1-1.6	CVS100-MA	6.3	6-14	37.8	50	MSMI06
2	1.1	1.5	2.9	1.7	LC1E09	LC1E09	LC1E09	LRE07	1.6-2.5	CVS100-MA	6.3	6-14	50.4	50	MSMI06
3	1.3	1.8	3	1.7	LC1E09	LC1E09	LC1E09	LRE07	1.6-2.5	CVS100-MA	6.3	6-14	50.4	50	MSMI06
4	1.5	2	3.8	2.2	LC1E09	LC1E09	LC1E09	LRE07	1.6-2.5	CVS100-MA	6.3	6-14	63	50	MSMI06
5	2.2	3	5.1	2.9	LC1E09	LC1E09	LC1E09	LRE08	2.5-4	CVS100-MA	12.5	6-14	100	50	MSMI06
6	3	4	6	3.5	LC1E09	LC1E09	LC1E09	LRE08	2.5-4	CVS100-MA	12.5	6-14	112.5	50	MSMI06
7	3.7	5	8.1	4.7	LC1E09	LC1E09	LC1E09	LRE10	4-6	CVS100-MA	12.5	6-14	150	50	MSMI06
8	4	5.5	8.5	4.9	LC1E09	LC1E09	LC1E09	LRE10	4-6	CVS100-MA	12.5	6-14	162.5	50	MSMI06
9	5.5	7.5	11.4	6.6	LC1E12	LC1E12	LC1E09	LRE12	5.5-8	CVS100-MA	25	6-14	225	50	MSMI06
10	7.5	10	15.4	8.9	LC1E18	LC1E18	LC1E09	LRE14	7-10	CVS100-MA	25	6-14	300	50	MSMI06
11	9.3	13	17.3	10	LC1E25	LC1E25	LC1E12	LRE14	7-10	CVS100-MA	25	6-14	325	50	MSMI06
12	11	15	22	12.7	LC1E25	LC1E25	LC1E12	LRE16	9-13	CVS100-MA	50	6-14	400	50	MSMI06
13	13	18	24	13.9	LC1E32	LC1E32	LC1E12	LRE21	12-18	CVS100-MA	50	6-14	450	50	MSMI06
14	15	20	30	17.3	LC1E32	LC1E32	LC1E18	LRE21	12-18	CVS100-MA	50	6-14	550	50	MSMI06
15	18.5	25	36	20.8	LC1E40B	LC1E40B	LC1E25	LRE22	16-24	CVS100-MA	50	6-14	700	50	MSMI06
16	22	30	43	24.8	LC1E40	LC1E40	LC1E32	LRE32* or LRE353	23-32	CVS100-MA	100	6-14	800	50	MSMI06
17	30	40	56	32.3	LC1E50	LC1E50	LC1E38	LRE355	30-40	CVS100-MA	100	6-14	1100	50	MSMI06
18	37	50	69	39.8	LC1E65	LC1E65	LC1E40	LRE355	30-40	CVS100-MA	100	6-14	1300	50	MSMI06
19	45	60	84	48.5	LC1E80	LC1E80	LC1E50	LRE357	37-50	CVS250-MA	150	9-14	1650	50	MSMI06
20	55	75	99	57.2	LC1E95	LC1E95	LC1E65	LRE359	48-65	CVS250-MA	150	9-14	1950	50	MSMI06
21	75	100	134	77.4	LC1E120	LC1E120	LC1E80	LRE481	62-99	CVS250-MA	220	9-14	2640	50	MSMI06
22	80	110	139	80.3	LC1E120	LC1E120	LC1E80	LRE481	62-99	CVS250-MA	220	9-14	2640	50	MSMI06
23	90	120	164	94.7	LC1E160	LC1E160	LC1E95	LRE482	84-135	CVS250-MA	220	9-14	3080	50	MSMI06
24	110	150	204	117.8	LC1E200	LC1E200	LC1E120	LRE482*	84-135	CVS400-MA	320	6-13	3840	50	MSMI06
25	125	170	234	135.1	LC1E250	LC1E250	LC1E120	LRE483*	124-198	CVS630-MA	500	6-13	4500	50	MSMI06
26	132	180	247	142.6	LC1E250	LC1E250	LC1E120	LRE483*	124-198	CVS630-MA	500	6-13	5000	50	MSMI06
27	150	200	248	143.2	LC1E250	LC1E250	LC1E120	LRE483*	124-198	CVS630-MA	500	6-13	5000	50	MSMI06
28	160	215	288	166.3	LC1E300	LC1E300	LC1E160	LRE483*	124-198	CVS630-MA	500	6-13	5500	50	MSMI06
29	180	240	298	172.1	LC1E300	LC1E300	LC1E160	LRE483*	124-198	CVS630-MA	500	6-13	6000	50	MSMI06
30	200	270	348	200.9	LC1E400	LC1E400	LC1E200	LRE484	146-234	CVS630-MA	500	6-13	6500	50	MSMI06
31	225	300	360	207.9	LC1E400	LC1E400	LC1E200	LRE484	146-234	CVS630-MA	500	6-13	6500	50	MSMI06
32	250	335	435	251.2	LC1E400	LC1E400	LC1E250	LRE485	174-279	CVS630-MA	500	6-13	6500	50	MSMI06
33	275	370	440	254	LC1E400	LC1E400	LC1E250	LRE485	174-279	CVS630-MA	500	6-13	6500	50	MSMI06
34	315	425	548	316.4	LC1E500	LC1E500	LC1E300	LRE486*	208-333	CV630-ETS	630	2-10	6300	200	MSMI06

* Relay can match with contactor electrically (i.e Cannot be directly mounted), rest all relays are suitable for direct mounting as per catalogue. Use alternate suggested for direct mounting.

**Selection valid upto Trip class 10/10A, Contact nearest sales office for details of EOCR to be used with this selection charts.

For guaranteed performance, Motor feeders built using this chart must make use of MSMI06 or equivalent Schneider Electric make timer only.

Panel Mount_Easyline



- Wide power range (7 models from 35 to 350 W)
- High degree of output voltage stability (precision: ± 1%)
- Proven performance (MTBF over 600K hours)
- Diagnostics via LEDs at the output terminal
- 4 quick and simple mounting types

Input Voltage	Output Voltage	Output Current	Reference	Description	Unit MRP [₹]
100...240 V AC single phase	24V	1.5A	ABL2REM24015K	ABL2_K Power Supply, DC24V output, 35W	2139
100...240 V AC single phase	24V	2A	ABL2REM24020K	ABL2_K Power Supply, DC24V output, 50W	2370
100...240 V AC single phase	24V	4.5A	ABL2REM24045K	ABL2_K Power Supply, DC24V output, 100W	3511
100...240 V AC single phase	24V	6.5A	ABL2REM24065K	ABL2_K Power Supply, DC24V output, 150W	4236
100...240 V AC single phase	24V	8.5A	ABL2REM24085K	ABL2_K Power Supply, DC24V output, 200W	5618
100...240 V AC single phase	24V	10A	ABL2REM24100K	ABL2_K Power Supply, DC24V output, 250W	6426
100...240 V AC single phase	24V	15A	ABL2REM24150K	ABL2_K Power Supply, DC24V output, 350W	10478

Panel Mount - ABLP



- Multiple mounting positions
- Din rail mounting with accessory
- IEC 61000-3-2 compliant (EMC emissions)
- Output voltage adjustment
- 100-240 Vac Input

Input Voltage	Output Voltage	Output Current	Reference	Description	Unit MRP [₹]
100...240 V AC single phase	12V	8.5A	ABLP1A12085	Power Supply 12V 8.5A Panel Mount, 100W	6000
100...240 V AC single phase	24V	4.5A	ABLP1A24045	Power Supply 24V 4.5A Panel Mount, 100W	5500
100...240 V AC single phase	24V	6.2A	ABLP1A24062	Power Supply 24V 6.2A Panel Mount, 150W	7200
100...240 V AC single phase	24V	10A	ABLP1A24100	Power Supply 24V 10A Panel Mount, 240W	10800

Modular ABLM



- Mounting on panel with screw without additional part
- Up to +70°C operating
- Direct access to the documentation
- Over voltage Category III
- Compact size

Input Voltage	Output Voltage	Output Current	Reference	Description	Unit MRP [₹]
100...240 V AC single phase	5V	3.6A	ABLM1A05036	Power Supply 5V 3.6A Modular, 18W	5600
100...240 V AC single phase	12V	1A	ABLM1A12010	Power Supply 12V 1A Modular, 12W	4100
100...240 V AC single phase	12V	2.1A	ABLM1A12021	Power Supply 12V 2.1A Modular, 25W	5600
100...240 V AC single phase	12V	4.2A	ABLM1A12042	Power Supply 12V 4.2A Modular, 50W	7400
100...240 V AC single phase	24V	0.4A	ABLM1A24004	Power Supply 24V 0.4A Modular, 10W	3350
100...240 V AC single phase	24V	0.6A	ABLM1A24006	Power Supply 24V 0.6A Modular, 15W	4100
100...240 V AC single phase	24V	1.2A	ABLM1A24012	Power Supply 24V 1.2A Modular, 30W	5600

Please contact Customer Care Center for Stockable and Non stockable status of references.

NORMAL STOCK ITEMS

W.E.F. June 1, 2021

Optimized ABL5



- 3 housings, select the best suited to the space
- Up to 6 output terminals
- Output voltage adjustment
- Direct access to the documentation
- 100-240 Vac Input

Input Voltage	Output Voltage	Output Current	Reference	Description	Unit MRP [₹]
100...240 V AC single phase	12V	6.2A	ABLS1A12062	Power Supply 12V 6.2A Optimized, 75W	6700
100...240 V AC single phase	12V	10A	ABLS1A12100	Power Supply 12V 10A Optimized, 120W	10500
100...240 V AC single phase	24V	2.1A	ABLS1A24021	Power Supply 24V 2.1A Optimized, 50W	6700
100...240 V AC single phase	24V	3.1A	ABLS1A24031	Power Supply 24V 3.1A Optimized, 75W	6700
100...240 V AC single phase	24V	3.8A	ABLS1A24038	Power Supply 24V 3.8A Optimized, 91.2W	11600
100...240 V AC single phase	24V	5A	ABLS1A24050	Power Supply 24V 5A Optimized, 120W	9900
100...240 V AC single phase	24V	10A	ABLS1A24100	Power Supply 24V 10A Optimized, 240W	14500
100...240 V AC single phase	24V	20A	ABLS1A24200	Power Supply 24V 20A Optimized, 480W	26200
100...240 V AC single phase	48V	2.5A	ABLS1A48025	Power Supply 48V 2.5A Optimized, 120W	10500

Universal ABL8RP/WP



- 100-500 Vac (1 or 2 Phases) Or 380-500Vac 3 Phases Input terminals
- Automatic or Manual reset
- 2 diagnosis LED (U/I)
- 4 to 10 mm² output terminals
- Tool-free removal from omega (DIN) rail
- Protection of settings (sealable)
- Diagnosis relay

Input Voltage	Output Voltage	Output Current	Reference	Description	Unit MRP [₹]
100...120 V AC single phase, terminal(s): N-L1 200...500 V AC phase to phase, terminal(s): L1-L2	24V	3A	ABL8RPS24030	Univ. Power Supply 1P 24V 3A, 72W	13083
100...120 V AC single phase, terminal(s): N-L1 200...500 V AC phase to phase, terminal(s): L1-L2	24V	5A	ABL8RPS24050	Univ. Power Supply 1P 24V 5A, 120W	16914
100...120 V AC single phase, terminal(s): N-L1 200...500 V AC phase to phase, terminal(s): L1-L2	24V	10A	ABL8RPS24100	Univ. Power Supply 1P 24V 10A, 240W	19323
100...120 V AC single phase, terminal(s): N-L1 200...500 V AC phase to phase, terminal(s): L1-L2	24V	20A	ABL8RPM24200	Univ. Power Supply 1P 24V 20A, 480W	26660
380...500 V AC three phase, terminal(s): L1, L2, L3	24V	20A	ABL8WPS24200	Univ. Power Supply 3P 24V 20A, 480W	28900
380...500 V AC three phase, terminal(s): L1, L2, L3	24V	40A	ABL8WPS24400	Univ. Power Supply 3P 24V 40A, 960W	50407

Accessories for ABLP

Input Voltage	Output Voltage	Output Current	Reference	Description	Unit MRP [₹]
			ABLPA01	Mounting Kit for Power Supply up to 150W	800
			ABLPA02	Mounting Kit for Power Supply 240W	800

Please contact Customer Care Center for Stockable and Non stockable status of references.

NORMAL STOCK ITEMS

W.E.F. June 1, 2021

ABT7 - Economy Range (Single Winding)

Input Voltage	Output Voltage	Rated Power in VA	Reference	Unit MRP [₹]
Single phase 230V 40VA - 400VA 40° C				
230 V AC single phase ±15 V	24 V AC	40	ABT7ESM004B	7536
230 V AC single phase ±15 V	24 V AC	63	ABT7ESM006B	5650
230 V AC single phase ±15 V	24 V AC	100	ABT7ESM010B	6325
230 V AC single phase ±15 V	24 V AC	160	ABT7ESM016B	7723
230 V AC single phase ±15 V	24 V AC	250	ABT7ESM025B	10326
230 V AC single phase ±15 V	24 V AC	320	ABT7ESM032B	12584
230 V AC single phase ±15 V	24 V AC	400	ABT7ESM040B	13782

ABL6 - Optimum Range (Single Winding)

Input Voltage	Output Voltage	Rated Power in VA	Reference	Unit MRP [₹]
Single phase 230/400V 25VA - 2500VA 50° C				
230/400 V single phase ±15 V	24 V AC	25	ABL6TS02B	6952
230/400 V single phase ±15 V	24 V AC	40	ABL6TS04B	7047
230/400 V single phase ±15 V	24 V AC	63	ABL6TS06B	7245
230/400 V single phase ±15 V	24 V AC	100	ABL6TS10B	8037
230/400 V single phase ±15 V	24 V AC	160	ABL6TS16B	9267
230/400 V single phase ±15 V	24 V AC	250	ABL6TS25B	11921
230/400 V single phase ±15 V	24 V AC	400	ABL6TS40B	18229
230/400 V single phase ±15 V	24 V AC	630	ABL6TS63B	23779
230/400 V single phase ±15 V	24 V AC	1000	ABL6TS100B	31100
230/400 V single phase ±15 V	24 V AC	1600	ABL6TS160B	63482
230/400 V single phase ±15 V	24 V AC	2500	ABL6TS250B	104017
230/400 V single phase ±15 V	115 V AC	100	ABL6TS10G	7978
230/400 V single phase ±15 V	115 V AC	160	ABL6TS16G	9435
230/400 V single phase ±15 V	115 V AC	250	ABL6TS25G	12015
230/400 V single phase ±15 V	115 V AC	400	ABL6TS40G	18229
230/400 V single phase ±15 V	115 V AC	630	ABL6TS63G	24461
230/400 V single phase ±15 V	115 V AC	1000	ABL6TS100G	29863
230/400 V single phase ±15 V	115 V AC	1600	ABL6TS160G	53222
230/400 V single phase ±15 V	115 V AC	2500	ABL6TS250G	87052
230/400 V single phase ±15 V	230 V AC	25	ABL6TS02U	7047
230/400 V single phase ±15 V	230 V AC	40	ABL6TS04U	6942
230/400 V single phase ±15 V	230 V AC	63	ABL6TS06U	7181
230/400 V single phase ±15 V	230 V AC	100	ABL6TS10U	7571
230/400 V single phase ±15 V	230 V AC	160	ABL6TS16U	9435
230/400 V single phase ±15 V	230 V AC	250	ABL6TS25U	11352
230/400 V single phase ±15 V	230 V AC	400	ABL6TS40U	17647
230/400 V single phase ±15 V	230 V AC	630	ABL6TS63U	22554
230/400 V single phase ±15 V	230 V AC	1000	ABL6TS100U <input checked="" type="checkbox"/>	31217
230/400 V single phase ±15 V	230 V AC	1600	ABL6TS160U	49934
230/400 V single phase ±15 V	230 V AC	2500	ABL6TS250U	81612

Please contact Customer Care Center for Stockable and Non stockable status of references.

 NORMAL STOCK ITEMS

W.E.F. June 1, 2021

ABT7 - Universal Range (Double Winding)

Input Voltage	Output Voltage	Rated Power in VA	Reference	Unit MRP ₹
Single phase 230/400V 25VA - 2500VA 60° C				
230/400 V single phase ±15 V	24/48 V AC	40	ABT7PDU004B	9304
230/400 V single phase ±15 V	24/48 V AC	63	ABT7PDU006B	9565
230/400 V single phase ±15 V	24/48 V AC	250	ABT7PDU025B	14873
230/400 V single phase ±15 V	24/48 V AC	400	ABT7PDU040B	18798
230/400 V single phase ±15 V	24/48 V AC	630	ABT7PDU063B	28335
230/400 V single phase ±15 V	115/230 V AC	40	ABT7PDU004G	8620
230/400 V single phase ±15 V	115/230 V AC	100	ABT7PDU010G	9532
230/400 V single phase ±15 V	115/230 V AC	160	ABT7PDU016G	10892
230/400 V single phase ±15 V	115/230 V AC	250	ABT7PDU025G	14793
230/400 V single phase ±15 V	115/230 V AC	400	ABT7PDU040G	17123
230/400 V single phase ±15 V	115/230 V AC	630	ABT7PDU063G	28363
230/400 V single phase ±15 V	115/230 V AC	1000	ABT7PDU100G	34129
230/400 V single phase ±15 V	115/230 V AC	1600	ABT7PDU160G	54804
230/400 V single phase ±15 V	115/230 V AC	2500	ABT7PDU250G	88609
230/400 V single phase ±15 V	115/230 V AC	25	ABT7PDU002B	10076
230/400 V single phase ±15 V	115/230 V AC	100	ABT7PDU010B	10367
230/400 V single phase ±15 V	115/230 V AC	160	ABT7PDU016B	13337
230/400 V single phase ±15 V	115/230 V AC	1000	ABT7PDU100B	37041
230/400 V single phase ±15 V	115/230 V AC	1600	ABT7PDU160B	61268
230/400 V single phase ±15 V	115/230 V AC	2500	ABT7PDU250B	99299

Please contact Customer Care Center for Stockable and Non stockable status of references.

NORMAL STOCK ITEMS

W.E.F. June 1, 2021

Innovative & Connected Altivar Drives and Altistart Soft Starters

Variable Speed Drives

Process



Mining,
Minerals &
Metals



Marine



Food &
Beverage



Water &
Wastewater



Oil & Gas



Power
Plants

Fluid Management

Altivar Process 600



Wall Mounting
0.75...315 kW
200...690 V



Cabinet Integration
0.75...1200 kW
380...690 V



Cabinet Integration
0.75...1200 kW
380...690 V

Industrial Processes

Altivar Process 900



Wall Mounting
0.75...315 kW
200...690 V



Cabinet Integration
0.75...1200 kW
380...690 V



Cabinet Integration
0.75...1200 kW
380...690 V

Machines



Hoisting



Material
Handling



Textile



Material
Working



Packaging

Commercial Equipment

Altivar 12



0.18...4 kW
100...240 V

Basic Machines

Altivar 310



IP20
0.75 to 22 kW
380...460 V

Altivar 310L



Harsh environment IP54
0.75 to 5.5 kW
380...460 V

Simple & Advanced Machines

Altivar 320B/C



Book/compact format
0.18...15 kW
200...600 V

Altivar 320W



Harsh environment
IP65/66
0.18...7.5 kW
380...480 V

Building



Pumps



Lift



Fans &
Compressors

HVAC & Pumps

Altivar 212



IP21
0.75...75 kW
200...480 V



IP55
0.75...75 kW
380...480 V

Utilities

Altivar 610



0.75...160 kW
380...460 V

Soft Starters

Industrial Processes & Utility

Altistart 48



17...1200 A
208...690 V

Altistart 22



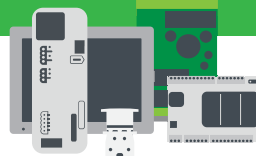
17...590 A
208...600 V

Simple Machines

Altistart 01



3...85 A
110...480 V



*When just enough
is just right!*

Altivar Easy 310 Drives for Simple Machines

Now available upto 22kW **NEW**

Reliable & cost effective solution to manage the speed of
your motors in your machines.

se.com/drives

General Purpose Drives

Altivar12 Drive: 1-Phase / 3-Phase 230 Volts Input & 3-Phase 230 Volts Output Drive



- Small: easily integrated in any machine
- Discreet & Intuitive
- Reliable: quality which stands the test of time
- High-performance: even without adjustment

kW (HD)	HP Rating	Max. continuous current(A)	Reference	Unit MRP [₹]
Single phase-Supply Voltage: 200...240V				
0.18	0.25	1.4	ATV12H018M2	On Request
0.37	0.55	2.4	ATV12H037M2	On Request
0.55	0.75	3.5	ATV12H055M2	On Request
0.75	1	4.2	ATV12H075M2	On Request
1.5	2	7.5	ATV12HU15M2	On Request
2.2	3	10	ATV12HU22M2	On Request
Three phase-Supply Voltage: 200...240V				
0.37	0.55	2.4	ATV12H037M3	On Request
0.75	1	4.2	ATV12H075M3	On Request
1.5	2	7.5	ATV12HU15M3	On Request
2.2	3	10	ATV12HU22M3	On Request
3	~	12.2	ATV12HU30M3	On Request
4	5	16.7	ATV12HU40M3	On Request

Altivar310 Drive: 3-Phase 440 Volts Input & 3-Phase 440 Volts Output Drive



- Optimized installation space & Optimized time and cost
- Service cost savings
- Easy to operate
- Easy to maintain & Easy to integrate in automation system
- 55deg Celsius ambient temperature without derating

ND	KW		Max. Continuous Current (A)		Reference	Unit MRP [₹]
	HD	ND	HD	ND		
~	0.37	~	1.5	~	ATV310H037N4E	On Request
~	0.75	~	2.3	~	ATV310H075N4E	On Request
~	1.5	~	4.1	~	ATV310HU15N4E	On Request
~	2.2	~	5.5	~	ATV310HU22N4E	On Request
4	3	8.9	7.1	~	ATV310HU30N4E	On Request
5.5	4	12.1	9.5	~	ATV310HU40N4E	On Request
7.5	5.5	16	12.6	~	ATV310HU55N4E	On Request
11	7.5	22.8	17	~	ATV310HU75N4E	On Request
15	11	30	24	~	ATV310HD11N4E	On Request
18	15	36	33	~	ATV310HD15N4E	On Request
22	18	43	39	~	ATV310HD18N4E	On Request
30	22	60	46	~	ATV310HD22N4E	On Request
18	15	36	33	~	ATV310HD15N4EF	On Request
22	18	43	39	~	ATV310HD18N4EF	On Request
30	22	60	46	~	ATV310HD22N4EF	On Request

Please contact Customer Care Center for Stockable and Non stockable status of references.

NORMAL STOCK ITEMS

W.E.F. June 1, 2021



Automation and control made easy

Easy Altivar 610 variable speed drives.



Easy Altivar 610 variable speed drives for three-phase synchronous motors address the challenges faced by new economies. They are fit for purpose at affordable prices with no compromise on ease of use, robustness, and availability – the core values supported by a worldwide leader in automation.



Water & wastewater



Oil & gas



Constant, negative pressure water supply



Building



Power



Other OEM

Fit for purpose

- Optimized control system
- Multi-pump control function
- Harmonic mitigation solution

Designed for easiness

- Easy to install
- Easy to set up and use
- Easy to maintain

Strong on robustness

- Robust design for harsh environments
- Ever higher protection and performance

Always available

- Wide availability
- Worldwide technical assistance

Easy Altivar 610

Now available upto 460V **NEW**

Main features

Power range:
0.75 to 160kW

Main voltage range:
380~460V, 3 phase, -15 to +10%

Overload capability:
ND: 110% 60s; 120% 20s;
HD: 150% 60s

EMC:
C3 level filter embedded

Harmonics:
DC choke embedded (above 4kW)

Protection:
IP20

Operation temperature:
-15°C to +60°C (derating above +45°C)

Motor control law:
Asy motor: V/f 2 pts; V/f 5 pts;
UF quad; energy saving



Control I/O

Control terminal:

- Analog input: 3
- Analog output: 2
- Digital input: 6
- Relay output: 3

Communication:

- Modbus embedded;
- option: Profibus DP



Display terminal

Basic keypad (standard)

- LCD backlight, removable
- 2 lines, 6 languages
- Configuration save
- Easy mounting kit (Ø22mm)



For more information and product references visit

se.com/easyaltivar610

Altivar610 Drive: Drives for pumps and fans from 0.75 to 160 kW

Now available upto 460V 



- Compact size: simplicity of integration and reduction of the size of the enclosures
- Electronic cards with protective coating
- Operation temperature: -10...+60°C
- IP40 protection level on the top of the product
- Typical multi-pump configuration without PLC
- 7 preprogrammed function blocks cover 90% of the pump and fan applications
- Colored control circuit terminals to avoid misuse

ND	kW		Max. continuous current(A)		Reference	Unit MRP [₹]
	ND	HD	ND	HD		
Three phase-Supply Voltage: 380...460V						
4	3		9.3	7.2	ATV610U40N4	On Request
5.5	4		12.7	9.3	ATV610U55N4	On Request
7.5	5.5		15.8	12.7	ATV610U75N4	On Request
11	7.5		23.5	16.5	ATV610D11N4	On Request
15	11		31.7	23.5	ATV610D15N4	On Request
18.5	15		39.2	31.7	ATV610D18N4	On Request
22	18.5		46.3	39.2	ATV610D22N4	On Request
30	22		61.5	46.3	ATV610D30N4	On Request
37	30		74.5	59.6	ATV610D37N4	On Request
45	37		88	74.5	ATV610D45N4	On Request
55	45		106	88	ATV610D55N4	On Request
75	55		145	106	ATV610D75N4	On Request
90	75		173	145	ATV610D90N4	On Request
110	90		211	173	ATV610C11N4	On Request
132	110		250	211	ATV610C13N4	On Request
160	132		302	250	ATV610C16N4	On Request

Altivar212 Drive: Drives for HVAC, 3-phase asynchronous

motors from 0.75 to 75 kW



- Embedded communication Modbus, Apogee FLN P1, Metasys N2, BacNet
- More Friendly simplicity & comfort with Universal Graphic Keypad
- Low Harmonics Emissions: Low THDI = 30%
- EMC Immunity Protection & Noise reductions
- AHRI Approved

kW	Max. continuous current(A)	Reference	Unit MRP [₹]
Three phase-Supply Voltage: 380...480V			
0.75	2.2	ATV212H075N4	On Request
1.5	3.7	ATV212HU15N4	On Request
2.2	5.1	ATV212HU22N4	On Request
3	7.2	ATV212HU30N4	On Request
4	9.1	ATV212HU40N4	On Request
5.5	12	ATV212HU55N4	On Request
7.5	16	ATV212HU75N4	On Request
11	22.5	ATV212HD11N4	On Request
15	30.5	ATV212HD15N4	On Request
18.5	37	ATV212HD18N4	On Request
22	43.5	ATV212HD22N4	On Request
30	58.5	ATV212HD30N4	On Request
37	79	ATV212HD37N4	On Request
45	94	ATV212HD45N4	On Request
55	116	ATV212HD55N4	On Request
75	160	ATV212HD75N4	On Request

Please contact Customer Care Center for Stockable and Non stockable status of references.

NORMAL STOCK ITEMS

W.E.F. June 1, 2021

Machine Drives

Altivar320 drive: Drives for synchronous and asynchronous motors from 0.18 to 15 kW (0.25 to 20 Hp)



- Cost Saving: Optimized Space and Time
- Solution Oriented: ATV Logic, Ready for automation integration
- Ambient temperature: 50deg C w/o deration
- Safety embedded as standard (STO SIL3)
- Possibility to connect a graphic terminal as option (Basic & Advanced)
- Modbus & Can Open as standard
- Protection against harsh environment 3C3 class

kW	Max. continuous current(A)	Reference	Unit MRP [₹]
Single phase-Supply Voltage: 200...240V			
0.18	1.5	ATV320U02M2C	On Request
0.37	3.3	ATV320U04M2C	On Request
0.55	3.7	ATV320U06M2C	On Request
0.75	4.8	ATV320U07M2C	On Request
1.1	6.9	ATV320U11M2C	On Request
1.5	8	ATV320U15M2C	On Request
2.2	11	ATV320U22M2C	On Request
Three phase-Supply Voltage: 200...240V			
1.5	8	ATV320U15M3C	On Request
4	17.5	ATV320U40M3C	On Request
5.5	27.5	ATV320U55M3C	On Request
7.5	33	ATV320U75M3C	On Request
11	54	ATV320D11M3C	On Request
15	66	ATV320D15M3C	On Request
Three phase-Supply Voltage: 380...500V (COMPACT)			
0.37	1.5	ATV320U04N4C	On Request
0.55	1.9	ATV320U06N4C	On Request
0.75	2.3	ATV320U07N4C	On Request
1.1	3	ATV320U11N4C	On Request
1.5	4.1	ATV320U15N4C	On Request
2.2	5.5	ATV320U22N4C	On Request
3	7.1	ATV320U30N4C	On Request
4	9.5	ATV320U40N4C	On Request
5.5	14.3	ATV320U55N4C	On Request
7.5	17	ATV320U75N4C	On Request
11	27.7	ATV320D11N4C	On Request
15	33	ATV320D15N4C	On Request
Three phase-Supply Voltage: 380...500V (BOOK)			
0.4	1.5	ATV320U04N4B	On Request
0.6	1.9	ATV320U06N4B	On Request
0.8	2.3	ATV320U07N4B	On Request
1.1	3	ATV320U11N4B	On Request
1.5	4.1	ATV320U15N4B	On Request
2.2	5.5	ATV320U22N4B	On Request
3	7.1	ATV320U30N4B	On Request
4	9.5	ATV320U40N4B	On Request
5.5	14.3	ATV320U55N4B	On Request
7.5	17	ATV320U75N4B	On Request
11	27.7	ATV320D11N4B	On Request
15	33	ATV320D15N4B	On Request
Three phase-Supply Voltage: 380...500V, IP66			
0.37	1.5	ATV320U04N4W*	On Request
0.55	1.9	ATV320U06N4W*	On Request
0.75	2.3	ATV320U07N4W*	On Request
1.1	3	ATV320U11N4W*	On Request
1.5	4.1	ATV320U15N4W*	On Request
2.2	5.5	ATV320U22N4W*	On Request
3	7.1	ATV320U30N4W*	On Request
4	9.5	ATV320U40N4W*	On Request
5.5	14.3	ATV320U55N4W*	On Request
7.5	17	ATV320U75N4W*	On Request

Note: References ending with B are BOOK type & Reference ending with C are COMPACT type.
References ending with N4W* are IP66.

Please contact Customer Care Center for Stockable and Non stockable status of references.

NORMAL STOCK ITEMS

W.E.F. June 1, 2021



Altivar The next SMART manufacturing era

Altivar Machine ATV340, innovative
variable speed drives for high-performance machines

The Altivar™ Machine ATV340* drive is robust for high overloads, offering safety, various communication protocols, and cutting-edge motor control solution for machine builders.

Traditional machine design is challenged by the smart manufacturing approach. Changing times require innovative features such as the native Ethernet based - Fast Device Replacement. It gives machine operators a seamless service approach. The embedded encoder is compatible with asynchronous and synchronous motors in closed-loop control applications and the load-sharing master/slave configuration makes ATV340 a SMART manufacturing success.

* From 1 HP to 100 HP in heavy duty with 3-phase supply voltage from 380 to 480 V.



High performance in material handling, material working and hoisting

The ATV340 improves the capabilities and availability of high-performance machines while reducing build costs thanks to:

- **Superior machine performance.** With a maximum torque availability of 1.8 In and optimized speed bandwidth of up to 400 Hz, the ATV 340 is ideal for dynamic applications with rapid acceleration. Its frequency inverters can handle high overloads in demanding applications up to 220% nominal torque.
- **Faster reaction time.** A combination of fast application reaction time with a minimum 1 ms task cycle and Ethernet connectivity maximizes your machine's throughput.
- **Simplified machine engineering.** Built-in multiprotocol (Ethernet, Modbus, SERCOS) a variety of interfaces, an embedded encoder and integrated application functions offer maximum flexibility in design. Remote monitoring via the embedded web server enables predictive maintenance. EcoStruxure™ Machine & FDR allow faulty device replacement service with short time machine recovery.
- **Reduced design time.** Complete project replication is possible with one-button auto-tuning for motor identification and supports efficient machine commissioning and production. Additionally, ready-to-use Tested, Validated, and Documented Architectures (TDVAs) and SoMachine software facilitate seamless automation integration.
- **Comprehensive functional safety and cyber security.** With embedded STO (SIL3) and a full range of safety functions (SS1, SLS, SMS, SBC, GDL), the ATV340 is compliant with machine related safety standards EN ISO 13849-1 and EN 62061. The ATV340 also has Achilles level 2 cyber-security certification to protect people and assets while ensuring continuity of service.
- **Robust.** In harsh environments with high levels of dust and vibration and operating temperatures up to 60°C. Due to high IGBT and thermal dissipation efficiency, it allows additional 40% of rated current taking motor power to 130kW under normal duty operation.

220%
Nominal torque

1 ms
Application cycle time



Modular and Ethernet version with different application approach



Optional Safety card offers for high-end safety functions
Safe Stop 1 (SS1)
Safe Limited Speed (SLS)
Safe Maximum Speed (SMS)
Safe Brake Control (SBC)
Guard Door Lock (GDL)



High power Safety solution (up to 75kW), Safety card and additional module support

For more information and product references visit

Altivar340 drive: Drives with innovative variable speed drives for high-performance machines upto 75kW



- Reduced requirement for additional devices thanks to rich interfaces, I/Os, and PTIs/PTOs, and an embedded encoder
- 5 DI +2 (DI/DO);2 RO ;2 AI ;1 AO
- 30kW...75kW : 8 DI ;1DO ;3RO ;3AI ;2AO
- DC choke inbuilt from 30kW and above
- Heavy duty 150%In for 60sec & 180%In for 2sec
- Embedded STO SIL3
- On board A/B/I & SinCos 1Vpp encoder
- Chemical class for harsh environment 3C3
- High-speed native multi-Ethernet connectivity – real-time communication
- 1 ms application cycle time

ATV340 Modular Drive: Power & Supply Voltage: 0.75 – 22 kW & 400/480 V three phase

ATV340 Ethernet Drive(ATV340***N4E): Power & Supply Voltage: 0.75 – 75 kW & 400/480 V three phase

ND	kW		Max. continuous current (A)		Reference	Unit MRP [₹]
	ND	HD	ND	HD		
Three phase-Supply Voltage: 380...480V (Modular)						
1.1		0.75	2.8	2.2	ATV340U07N4	On Request
2.2		1.5	5.6	4	ATV340U15N4	On Request
3		2.2	7.2	5.6	ATV340U22N4	On Request
4		3	9.3	7.2	ATV340U30N4	On Request
5.5		4	12.7	9.3	ATV340U40N4	On Request
7.5		5.5	16.5	12.7	ATV340U55N4	On Request
11		7.5	24	16.5	ATV340U75N4	On Request
15		11	32	24	ATV340D11N4	On Request
18.5		15	39	32	ATV340D15N4	On Request
22		18.5	46	39	ATV340D18N4	On Request
30		22	62	46	ATV340D22N4	On Request
Three phase-Supply Voltage: 380...480V (With Ethernet)						
1.1		0.75	2.8	2.2	ATV340U07N4E	On Request
2.2		1.5	5.6	4	ATV340U15N4E	On Request
3		2.2	7.2	5.6	ATV340U22N4E	On Request
4		3	9.3	7.2	ATV340U30N4E	On Request
5.5		4	12.7	9.3	ATV340U40N4E	On Request
8		5.5	16.5	12.7	ATV340U55N4E	On Request
11		8	24	16.5	ATV340U75N4E	On Request
15		11	32	24	ATV340D11N4E	On Request
18.5		15	39	32	ATV340D15N4E	On Request
22		18.5	46	39	ATV340D18N4E	On Request
30		22	62	46	ATV340D22N4E	On Request
37		30	74.5	61.5	ATV340D30N4E	On Request
45		37	88	74.5	ATV340D37N4E	On Request
55		45	106	88	ATV340D45N4E	On Request
75		55	145	106	ATV340D55N4E	On Request
90		75	173	145	ATV340D75N4E	On Request

Please contact Customer Care Center for Stockable and Non stockable status of references.

NORMAL STOCK ITEMS

W.E.F. June 1, 2021

Altivar Process Drives for industrial utility applications

Altivar process drives deliver added-value services to enable business and process optimization through improved life cycle asset management and optimized energy consumption. Designed to assist OEMs, system integrators, and industrial process owners, Altivar process drives improve process performance by enabling full information and operational technology convergence. Embedded PlantStruxure™ and Foxboro™ Evo architectures simplify system integration.



Water applications

- Booster pumps
- Lift station pumps
- Desalination pumps
- Water supply pumps
- Water suction pumps
- Progressing cavity pumps
- Influent and effluent pumps
- Secondary clean water pumps



Oil & Gas applications

- Rod pumps
- Feed pumps
- Pipeline, booster, and unloading pumps
- Water injection pumps
- Reciprocating and centrifugal compressors
- Progressing cavity pumps
- Electric submersible pumps



Mining & Metals applications

- Rod pumps
- Feed pumps
- Pipeline, booster, and unloading pumps
- Water injection pumps
- Reciprocating and centrifugal compressors
- Progressing cavity pumps
- Electric submersible pumps



	Altivar 630	Altivar 650	Altivar 930	Altivar 950
Voltage	480	480	480	480
kW	0.75 – 315 kW	0.75 – 90 kW	0.75 – 315 kW	0.75 – 90 kW
Enclosure	UL Type 1 Heatsink kit option: 125 – 250 hp	UL Type 12	UL Type 1 Heatsink kit option: 125 – 250 hp	UL Type 12
Application functions	Multi-pump control, > 30 pump functions, fans, and simple material handling	Multi-pump control, > 30 pump functions, fans, and simple material handling	Load share, master slave, safety inputs, dynamic braking	Master slave, safety inputs, dynamic braking
Performance	Normal or heavy duty	Normal or heavy duty	High-torque capacity encoder options, dual Ethernet ports	High-torque capacity encoder options, dual Ethernet ports

Please contact Customer Care Center for Stockable and Non stockable status of references.

NORMAL STOCK ITEMS


W.E.F. June 1, 2021

Altivar Process ATV630 : Variable Speed IIOT Drive dedicated to process

Industry and Utilities (Pump & Fan) from 0.75 kW to 315 kW.



- Alfa-numeric and graphical display to monitor trends and values
- Inbuilt features dedicated for Pump eg. Pump Curves, Pipe fill, Anti Jam, Pipe cleaning etc
- Calculative power consumption with respect to flow (kwh/m³)
- VFD designed for 50 deg C without derating.
- In Built choke & EMC Filter
- Integrated Modbus & Modbus TCP/IP (Ethernet)
- Web server inbuilt
- Ethernet & Modbus in Built
- QR code feature in built to get documents access on line and register service request directly from QR code.



ND	kW		Max. continuous current (A)		Reference	Unit MRP [₹]
	ND	HD	ND	HD		
Three phase-Supply Voltage:380...480V (IP21)						
0.75		0.37	2.2	1.5	ATV630U07N4	On Request
1.5		0.75	4	2.2	ATV630U15N4	On Request
2.2		1.5	5.6	4	ATV630U22N4	On Request
3		2.2	7.2	5.6	ATV630U30N4	On Request
4		3	9.3	7.2	ATV630U40N4	On Request
5.5		4	12.7	9.3	ATV630U55N4	On Request
7.5		5.5	16.5	12.7	ATV630U75N4	On Request
11		7.5	23.5	16.5	ATV630D11N4	On Request
15		11	31.7	23.5	ATV630D15N4	On Request
18.5		15	39.2	31.7	ATV630D18N4	On Request
22		18.5	46.3	39.2	ATV630D22N4	On Request
30		22	61.5	46.3	ATV630D30N4	On Request
37		30	74.5	61.5	ATV630D37N4	On Request
45		37	88	74.5	ATV630D45N4	On Request
55		45	106	88	ATV630D55N4	On Request
75		55	145	106	ATV630D75N4	On Request
90		75	173	145	ATV630D90N4	On Request
110		90	211	173	ATV630C11N4	On Request
132		110	250	211	ATV630C13N4	On Request
160		132	302	250	ATV630C16N4	On Request
220		160	427	302	ATV630C22N4	On Request
250		220	481	387	ATV630C25N4	On Request
315		250	616	481	ATV630C31N4	On Request
Three phase-Supply Voltage: 380...480V (IP55)						
0.75		0.37	2.2	1.5	ATV650U07N4	On Request
1.5		0.75	4	2.2	ATV650U15N4	On Request
2.2		1.5	5.6	4	ATV650U22N4	On Request
3		2.2	7.2	5.6	ATV650U30N4	On Request
4		3	9.3	7.2	ATV650U40N4	On Request
5.5		4	12.7	9.3	ATV650U55N4	On Request
7.5		5.5	16.5	12.7	ATV650U75N4	On Request
11		7.5	23.5	16.5	ATV650D11N4	On Request
15		11	31.7	23.5	ATV650D15N4	On Request
18.5		15	39.2	31.7	ATV650D18N4	On Request
22		18.5	46.3	39.2	ATV650D22N4	On Request
30		22	61.5	46.3	ATV650D30N4	On Request
37		30	74.5	61.5	ATV650D37N4	On Request
45		37	88	74.5	ATV650D45N4	On Request
55		45	106	88	ATV650D55N4	On Request
75		55	145	106	ATV650D75N4	On Request
90		75	173	145	ATV650D90N4	On Request

Please contact Customer Care Center for Stockable and Non stockable status of references.

NORMAL STOCK ITEMS

W.E.F. June 1, 2021

Altivar Process ATV930: Variable speed drives dedicated to constant torque application with excellent motor control and connectivity capabilities (0.75kW to 315kW)



- Alfa-numeric and graphical display to monitor trends and values.
- Calculative power consumption with respect to flow (kwh/m³).
- VFD designed for 50 deg C without derating.
- In Built choke & EMC Filter
- Integrated Modbus & dual Ethernet port
- Web server in built
- Macro configuration of hoisting & conveyor are available
- Ethernet & Modbus in Built
- QR code feature in built to get documents access on line and register service request directly from QR code.



ND	kW		Max. continuous current (A)		Reference	Unit MRP ₹
	HD	ND	HD	ND		
Three phase-Supply Voltage: 380...480V (IP21)						
0.75	0.37	2.2	1.5	ATV930U07N4	On Request	
1.5	0.75	4	2.2	ATV930U15N4	On Request	
2.2	0.75	5.6	4	ATV930U22N4	On Request	
3	1.5	7.2	5.6	ATV930U30N4	On Request	
4	2.2	9.3	7.2	ATV930U40N4	On Request	
5.5	3	12.7	9.3	ATV930U55N4	On Request	
7.5	4	16.5	12.7	ATV930U75N4	On Request	
11	5.5	23.5	16.5	ATV930D11N4	On Request	
15	7.5	31.7	23.5	ATV930D15N4	On Request	
18.5	15	39.2	31.7	ATV930D18N4	On Request	
22	18.5	46.3	39.2	ATV930D22N4	On Request	
30	22	61.5	46.3	ATV930D30N4	On Request	
37	30	74.5	61.5	ATV930D37N4	On Request	
45	37	88	74.5	ATV930D45N4	On Request	
55	45	106	88	ATV930D55N4C*	On Request	
55	45	106	88	ATV930D55N4	On Request	
75	55	145	106	ATV930D75N4C*	On Request	
75	55	145	106	ATV930D75N4	On Request	
90	75	173	145	ATV930D90N4C*	On Request	
90	75	173	145	ATV930D90N4	On Request	
110	90	211	173	ATV930C11N4C*	On Request	
110	90	211	173	ATV930C11N4	On Request	
132	110	250	211	ATV930C13N4C*	On Request	
132	110	250	211	ATV930C13N4	On Request	
160	132	302	250	ATV930C16N4C*	On Request	
160	132	302	250	ATV930C16N4	On Request	
220	160	427	302	ATV930C22N4C*	On Request	
220	160	427	302	ATV930C22N4	On Request	
250	200	481	387	ATV930C25N4C*	On Request	
315	250	616	481	ATV930C31N4C*	On Request	
Three phase-Supply Voltage: 380...480V (IP55)						
0.75	0.37	2.2	1.5	ATV950U07N4	On Request	
1.5	0.75	4	2.2	ATV950U15N4	On Request	
2.2	0.75	5.6	4	ATV950U22N4	On Request	
3	1.5	7.2	5.6	ATV950U30N4	On Request	
4	2.2	9.3	7.2	ATV950U40N4	On Request	
5.5	3	12.7	9.3	ATV950U55N4	On Request	
7.5	4	16.5	12.7	ATV950U75N4	On Request	
11	5.5	23.5	16.5	ATV950D11N4	On Request	
15	7.5	31.7	23.5	ATV950D15N4	On Request	
18.5	15	39.2	31.7	ATV950D18N4	On Request	
22	18.5	46.3	39.2	ATV950D22N4	On Request	
30	22	61.5	46.3	ATV950D30N4	On Request	
37	30	74.5	61.5	ATV950D37N4	On Request	
45	37	88	74.5	ATV950D45N4	On Request	
55	45	106	88	ATV950D55N4	On Request	
75	55	145	106	ATV950D75N4	On Request	
90	75	173	145	ATV950D90N4	On Request	

*Reference ending with 'C' is without braking unit

Please contact Customer Care Center for Stockable and Non stockable status of references.

NORMAL STOCK ITEMS

W.E.F. June 1, 2021



Reduce mechanical stress on your machines

Altistart 01
Altistart 22
Altistart 48



Complete range of soft starters from 0.37 kW (3 Amps)
to 900 kW (1200 Amps)

Altistart range: soft starters designed for your machines

Small and simple



The best partner for simple machines from 0.37 to 15 kW

Altistart 01 - small footprint and high soft start value

- Designed for 1-phase and 3-phase AC motors and simple machines
- Minimum dimensions (22.5 mm/45 mm width)
- Quick and easy set-up
- Suppression of torque surges at startup
- Limitation of current peaks
- Suppression of voltage drops
- Side-by-side mounting

All-in-one device



Covers most light-duty industrial applications from 4 to 400 kW

Altistart 22 - compact soft start/soft stop unit with integrated by-pass

- Designed for 3-phase AC motors and standard applications
- True 3-phase control
- Integrated by-pass contactor for compact design, reduced wiring time, low heat dissipation
- Voltage and torque control to manage soft start/soft stop
- Complete motor/starter/application protection
- Integrated modbus communication
- Type 1 coordination
- User-friendly human machine interface (HMI)

High performance with TCS concept



Dedicated to heavy-duty industrial applications from 4 to 900 kW

Altistart 48 - high-performance soft starter

- Designed for 3-phase AC motors and harsh applications (starting time >30s)
- Patented torque control system (TCS) to manage soft start and dynamic breaking
- Motor thermal protection and motor preheating function
- Machine under- and overload protection
- Cascaded starting and deceleration of a number of motors
- Integrated modbus communication and other gateway solutions
- Type 2 coordination
- Large number of configurable I/O
- Automatic restart
- Plug-and-play factory setting

Soft Starter

ATS01 Soft Start – Soft Stop Unit (For Simple Machines)



[Us] Rated Supply Voltage	Network Number of Phases	Motor Power kW	Starting Time	[Ie] Rated Operational Current (A)	Reference	Unit MRP [₹]
380....415V 50.....60Hz	3	1.5kW/2.2kW/3kW	adjustable from 1 to 10s	6	ATS01N206QN	On Request
		4kW	adjustable from 1 to 10s	9	ATS01N209QN	On Request
		5.5kW	adjustable from 1 to 10s	12	ATS01N212QN	On Request
		7.5kW/11kW	adjustable from 1 to 10s	22	ATS01N222QN	On Request
		15kW	adjustable from 1 to 10s	32	ATS01N232QN	On Request

ATS22 Soft Starter: Soft Starter for Utilities i.e. Pump & fan



- Embedded shorting contactor
- Size reduction: average of 25% less compare to ATS48 alone (without additional by-pass)
- Full starter and motor protections
- True three phases control
- Modbus in Built

kW (400 V)	Nominal Current (Amps)	Reference	Unit MRP [₹]
Three phase-Supply Voltage: 230V...440V			
7.5	17	ATS22D17Q	On Request
15	32	ATS22D32Q	On Request
22	47	ATS22D47Q	On Request
30	62	ATS22D62Q	On Request
37	75	ATS22D75Q	On Request
45	88	ATS22D88Q	On Request
55	110	ATS22C11Q	On Request
75	140	ATS22C14Q	On Request
90	170	ATS22C17Q	On Request
110	210	ATS22C21Q	On Request
132	250	ATS22C25Q	On Request
160	320	ATS22C32Q	On Request
220	410	ATS22C41Q	On Request
250	480	ATS22C48Q	On Request
315	590	ATS22C59Q	On Request

Please contact Customer Care Center for Stockable and Non stockable status of references.

NORMAL STOCK ITEMS

W.E.F. June 1, 2021

**ATS48 Soft start-soft stop units for 3-phase asynchronous motors
from 4 to 1200 kW**



- Thermal protection of the motor
- Protection of the machine: under load and overload with adjustable threshold and times, locked rotor, control of the direction of rotation
- Control of starter bypass contactor to prevent heat dissipation
- Numerous configurable inputs/outputs
- Modbus Integrated

Altistart 48 offers you the benefits of its patented Torque Control System (TCS). Ready for immediate start-up, with simplified wiring and extended communication functions, it can be integrated at the heart of your applications in complete simplicity

For STD Application kW (400V)	For Severe Application kW (400V)	For STD Application Nominal Current (Amps)	For Severe Application Nominal Current (Amps)	Reference	Unit MRP [₹]
Three phase-Supply Voltage: 230V...415V					
7.5	5.5	17	12	ATS48D17Q	On Request
11	7.5	22	17	ATS48D22Q	On Request
15	11	32	22	ATS48D32Q	On Request
19	15	38	32	ATS48D38Q	On Request
22	18.5	47	38	ATS48D47Q	On Request
30	22	62	47	ATS48D62Q	On Request
37	30	75	62	ATS48D75Q	On Request
45	37	88	75	ATS48D88Q	On Request
55	45	110	88	ATS48C11Q	On Request
75	55	140	110	ATS48C14Q	On Request
90	75	170	140	ATS48C17Q	On Request
110	90	210	170	ATS48C21Q	On Request
132	110	250	210	ATS48C25Q	On Request
160	132	320	250	ATS48C32Q	On Request
220	160	410	320	ATS48C41Q	On Request
250	220	480	410	ATS48C48Q	On Request
315	250	590	480	ATS48C59Q	On Request
355	315	660	590	ATS48C66Q	On Request
400	355	790	660	ATS48C79Q	On Request
500	400	1000	790	ATS48M10Q	On Request
630	500	1200	1000	ATS48M12Q	On Request

Please contact Customer Care Center for Stockable and Non stockable status of references.

NORMAL STOCK ITEMS

W.E.F. June 1, 2021



- 10 A relays with 1 C/O contact and 5 A relays with 2 C/O contacts.
- Sockets with separate contact terminals, screw connector connection and built-in plastic maintaining clamp, 35mm DIN rail mounting and Panel mounting.
- Optional modules for additional protection

RXG Interface Relays NEW

Product description	Reference	Unit MRP [₹]
1CO 10A Relay +LTB-LED 48VAC	RXG11E7	602
1CO 10A Relay +LTB-LED 120VAC	RXG11F7	602
1CO 10A Relay +LTB-LED 220VAC	RXG11M7	613
1CO 10A Relay +LTB-LED 230VAC	RXG11P7	601
1CO 10A Relay +LTB-LED 6VDC	RXG11RD	485
1CO 10A Relay +LTB-LED 12VDC	RXG11JD	485
1CO 10A Relay +LTB-LED 24VDC	RXG11BD	483
1CO 10A Relay +LTB-LED 48VDC	RXG11ED	485
1CO 10A Relay +LTB-LED 60VDC	RXG11ND	485
1CO 10A Relay +LTB-LED 110VDC	RXG11FD	485
1CO 10A Relay +LTB+LED 24VAC	RXG12B7	653
1CO 10A Relay +LTB+LED 48VAC	RXG12E7	653
1CO 10A Relay +LTB+LED 120VAC	RXG12F7	653
1CO 10A Relay +LTB+LED 220VAC	RXG12M7	653
1CO 10A Relay +LTB+LED 230VAC	RXG12P7	653
1CO 10A Relay +LTB+LED 6VDC	RXG12RD	534
1CO 10A Relay +LTB+LED 12VDC	RXG12JD	534
1CO 10A Relay +LTB+LED 24VDC	RXG12BD	544
1CO 10A Relay +LTB+LED 60VDC	RXG12ND	534
1CO 10A Relay +LTB+LED 110VDC	RXG12FD	534
1CO 10A Relay-LTB+LED 48VAC	RXG13E7	628
1CO 10A Relay-LTB+LED 220VAC	RXG13M7	628
1CO 10A Relay-LTB+LED 230VAC	RXG13P7	639
1CO 10A Relay-LTB+LED 6VDC	RXG13RD	507
1CO 10A Relay-LTB+LED 24VDC	RXG13BD	507
1CO 10A Relay-LTB+LED 48VDC	RXG13ED	507
1CO 10A Relay-LTB+LED 60VDC	RXG13ND	507
1CO 10A Relay-LTB+LED 110VDC	RXG13FD	507
1CO 10A Relay Clear 24VAC	RXG15B7	544
1CO 10A Relay Clear 48VAC	RXG15E7	544
1CO 10A Relay Clear 120VAC	RXG15F7	544
1CO 10A Relay Clear 220VAC	RXG15M7	544
1CO 10A Relay Clear 230VAC	RXG15P7	544
1CO 10A Relay Clear 6VDC	RXG15RD	424
1CO 10A Relay Clear 12VDC	RXG15JD	424
1CO 10A Relay Clear 24VDC	RXG15BD	432
1CO 10A Relay Clear 48VDC	RXG15ED	424
1CO 10A Relay Clear 60VDC	RXG15ND	424
1CO 10A Relay Clear 110VDC	RXG15FD	424
2CO 5A Relay +LTB-LED 24VAC	RXG21B7	648
2CO 5A Relay +LTB-LED 120VAC	RXG21F7	660
2CO 5A Relay +LTB-LED 220VAC	RXG21M7	672

Please contact Customer Care Center for Stockable and Non stockable status of references.

NORMAL STOCK ITEMS

W.E.F. June 1, 2021



- 10 A relays with 1 C/O contact and 5 A relays with 2 C/O contacts.
- Sockets with separate contact terminals, screw connector connection and built-in plastic maintaining clamp, 35mm DIN rail mounting and Panel mounting.
- Optional modules for additional protection

RXG Interface Relays

NEW

Product description	Reference	Unit MRP [₹]
2CO 5A Relay +LTB-LED 230VAC	RXG21P7	648
2CO 5A Relay +LTB-LED 6VDC	RXG21RD	543
2CO 5A Relay +LTB-LED 12VDC	RXG21JD	553
2CO 5A Relay +LTB-LED 24VDC	RXG21BD	543
2CO 5A Relay +LTB-LED 48VDC	RXG21ED	543
2CO 5A Relay +LTB-LED 60VDC	RXG21ND	543
2CO 5A Relay +LTB-LED 110VDC	RXG21FD	553
2CO 5A Relay +LTB+LED 24VAC	RXG22B7	727
2CO 5A Relay +LTB+LED 48VAC	RXG22E7	713
2CO 5A Relay +LTB+LED 120VAC	RXG22F7	727
2CO 5A Relay +LTB+LED 220VAC	RXG22M7	713
2CO 5A Relay +LTB+LED 230VAC	RXG22P7	727
2CO 5A Relay +LTB+LED 6VDC	RXG22RD	593
2CO 5A Relay +LTB+LED 12VDC	RXG22JD	593
2CO 5A Relay +LTB+LED 24VDC	RXG22BD	605
2CO 5A Relay +LTB+LED 48VDC	RXG22ED	593
2CO 5A Relay +LTB+LED 60VDC	RXG22ND	593
2CO 5A Relay +LTB+LED 110VDC	RXG22FD	593
2CO 5A Relay-LTB+LED 24VAC	RXG23B7	686
2CO 5A Relay-LTB+LED 48VAC	RXG23E7	686
2CO 5A Relay-LTB+LED 120VAC	RXG23F7	686
2CO 5A Relay-LTB+LED 220VAC	RXG23M7	686
2CO 5A Relay-LTB+LED 230VAC	RXG23P7	698
2CO 5A Relay-LTB+LED 6VDC	RXG23RD	567
2CO 5A Relay-LTB+LED 12VDC	RXG23JD	567
2CO 5A Relay-LTB+LED 24VDC	RXG23BD	567
2CO 5A Relay-LTB+LED 48VDC	RXG23ED	567
2CO 5A Relay-LTB+LED 60VDC	RXG23ND	567
2CO 5A Relay-LTB+LED 110VDC	RXG23FD	567
2CO 5A Relay Clear 48VAC	RXG25E7	602
2CO 5A Relay Clear 220VAC	RXG25M7	602
2CO 5A Relay Clear 230VAC	RXG25P7	602
2CO 5A Relay Clear 6VDC	RXG25RD	482
2CO 5A Relay Clear 12VDC	RXG25JD	482
2CO 5A Relay Clear 24VDC	RXG25BD	491
2CO 5A Relay Clear 48VDC	RXG25ED	482
2CO 5A Relay Clear 60VDC	RXG25ND	482
2CO 5A Relay Clear 110VDC	RXG25FD	482
Accessories		
1CO Separate terminal socket with clamp	RGZE1S35M	296
2CO Separate terminal socket with clamp	RGZE1S48M	328

Please contact Customer Care Center for Stockable and Non stockable status of references.

NORMAL STOCK ITEMS

W.E.F. June 1, 2021

RXM Miniature Relays

Control Circuit Voltage	Reference	Unit MRP [₹]
Without Lockable Test Button without LED		
2 C/O - 5 AMPS		
24 V DC	RXM2LB1BD	377
48 V DC	RXM2LB1ED	427
24 V AC	RXM2LB1B7	393
120 V AC	RXM2LB1F7	393
230 V AC	RXM2LB1P7	385
4 C/O - 3 AMPS		
24 V DC	RXM4LB1BD	435
48 V DC	RXM4LB1ED	500
24 V AC	RXM4LB1B7	477
230 V AC	RXM4LB1P7	435
Without Lockable Test Button with LED		
2 C/O - 5 AMPS		
12 V DC	RXM2LB2JD	435
24 V DC	RXM2LB2BD <input checked="" type="checkbox"/>	405
48 V DC	RXM2LB2ED	435
24 V AC	RXM2LB2B7	435
120 V AC	RXM2LB2F7	435
230 V AC	RXM2LB2P7 <input checked="" type="checkbox"/>	405
36 V DC	RXM2LB2CD	449
110 V DC	RXM2LB2FD	435
4 C/O - 3 AMPS		
12 V DC	RXM4LB2JD	490
24 V DC	RXM4LB2BD <input checked="" type="checkbox"/>	458
48 V DC	RXM4LB2ED	490
24 V AC	RXM4LB2B7	490
120 V AC	RXM4LB2F7	490
230 V AC	RXM4LB2P7 <input checked="" type="checkbox"/>	458
110 V DC	RXM4LB2FD	490

Accessories

Description	Reference	Unit MRP [₹]
Sockets		
Sockets - mixed-screw clamp - relay type RXM2 (without lockable test button)	RXZE1M2C <input checked="" type="checkbox"/>	185
Sockets - mixed-screw clamp - relay type RXM2/RXM4 (without lockable test button)	RXZE1M4C <input checked="" type="checkbox"/>	236

Please contact Customer Care Center for Stockable and Non stockable status of references.

NORMAL STOCK ITEMS

W.E.F. June 1, 2021

RXM*NB Miniature Relays

Control Circuit Voltage	Reference	Unit MRP [₹]
Miniature Relays without Lockable Test-Button, with LED		
2 Change Over - 10 AMPS Contact Rating		
12 V DC	RXM2NB3JD	469
24 V DC	RXM2NB3BD	425
24 V AC	RXM2NB3B7	469
120 V AC	RXM2NB3F7	469
4 Change Over - 5 AMPS Contact Rating		
110 V DC	RXM4NB3FD	526
220 V DC	RXM4NB3MD	614
24 V AC	RXM4NB3B7	526
120 V AC	RXM4NB3F7	526
230 V AC	RXM4NB3P7	492

RXZ Miniature Relay Socket

Description	Reference	Unit MRP [₹]
Accessories		
Sockets		
socket for miniature relay - for RXM2N - with mixed contacts - screw clamp	RXZE2M2N	196
socket for miniature relay - for RXM4N - with mixed contacts - screw clamp	RXZE2M4N	223

Please contact Customer Care Center for Stockable and Non stockable status of references.

NORMAL STOCK ITEMS

W.E.F. June 1, 2021

RXM Miniature Relays

Control Circuit Voltage	Reference	Unit MRP [₹]
Without LED		
2 Change Over - 12 AMPS Contact Rating		
12 V DC	RXM2AB1JD	564
24 V AC	RXM2AB1B7	564
24 V DC	RXM2AB1BD <input checked="" type="checkbox"/>	543
48 V AC	RXM2AB1E7	564
48 V DC	RXM2AB1ED	564
110 V DC	RXM2AB1FD	570
120 V AC	RXM2AB1F7 <input checked="" type="checkbox"/>	564
230 V AC	RXM2AB1P7 <input checked="" type="checkbox"/>	543
3 Change Over - 10 AMPS Contact Rating		
12 V DC	RXM3AB1JD	755
24 V AC	RXM3AB1B7	840
24 V DC	RXM3AB1BD	754
48 V AC	RXM3AB1E7	947
48 V DC	RXM3AB1ED	959
120 V AC	RXM3AB1F7	776
230 V AC	RXM3AB1P7	776
4 Change Over - 6 AMPS Contact Rating		
12 V DC	RXM4AB1JD	676
24 V AC	RXM4AB1B7	690
24 V DC	RXM4AB1BD <input checked="" type="checkbox"/>	676
48 V AC	RXM4AB1E7	709
48 V DC	RXM4AB1ED	753
110 V DC	RXM4AB1FD	753
120 V AC	RXM4AB1F7 <input checked="" type="checkbox"/>	690
220 V DC	RXM4AB1MD	753
230 V AC	RXM4AB1P7 <input checked="" type="checkbox"/>	690
240 V AC	RXM4AB1U7	690
With LED		
2 Change Over - 12 AMPS Contact Rating		
12 V DC	RXM2AB2JD	589
24 V AC	RXM2AB2B7	585
24 V DC	RXM2AB2BD <input checked="" type="checkbox"/>	564
48 V AC	RXM2AB2E7	578
48 V DC	RXM2AB2ED	589
110 V DC	RXM2AB2FD	578
120 V AC	RXM2AB2F7 <input checked="" type="checkbox"/>	589
230 V AC	RXM2AB2P7 <input checked="" type="checkbox"/>	564
3 Change Over - 10 AMPS Contact Rating		
12 V DC	RXM3AB2JD	743
24 V AC	RXM3AB2B7	785
24 V DC	RXM3AB2BD	722
48 V DC	RXM3AB2ED	888
120 V AC	RXM3AB2F7	755
230 V AC	RXM3AB2P7	755
4 Change Over - 6 AMPS Contact Rating		
12 V DC	RXM4AB2JD	788
24 V AC	RXM4AB2B7	803
24 V DC	RXM4AB2BD <input checked="" type="checkbox"/>	749
48 V AC	RXM4AB2E7	803
48 V DC	RXM4AB2ED	788
110 V DC	RXM4AB2FD	788
120 V AC	RXM4AB2F7 <input checked="" type="checkbox"/>	803
125 V DC	RXM4AB2GD	803
230 V AC	RXM4AB2P7 <input checked="" type="checkbox"/>	763

RXM Miniature Relays

Control Circuit Voltage	Reference	Unit MRP [₹]
With Low Level Contact		
4 Change Over - 3 AMPS Contact Rating		
12 V DC	RXM4GB1JD	798
	RXM4GB2JD	863
24 V AC	RXM4GB2B7	847
24 V DC	RXM4GB1BD	813
	RXM4GB2BD	823
48 V AC	RXM4GB1E7	798
	RXM4GB2E7	847
48 V DC	RXM4GB2ED	847
	RXM4GB1FD	798
110 V DC	RXM4GB2FD	847
120 V AC	RXM4GB2F7	863
230 V AC	RXM4GB2P7	847
	RXM4GB1P7	789
240 V AC	RXM4GB2U7	823

RXZ Miniature Relays

Description	Reference	Unit MRP [₹]
Accessories		
Sockets		
Socket for miniature relay - Zelio RXZ - with mixed contacts - connectors	RXZE2M114M <input checked="" type="checkbox"/>	257
Socket for miniature relay - Zelio RXZ - with mixed contacts - screw clamp	RXZE2M114 <input checked="" type="checkbox"/>	286
Socket for miniature relay - Zelio RXZ - with separate contacts - connectors	RXZE2S111M <input checked="" type="checkbox"/>	329
Protection Modules		
Diode		
Socket for miniature relay - Zelio RXZ - with mixed contacts - connectors	RXZE2M114M	257
Socket for miniature relay - Zelio RXZ - with mixed contacts - screw clamp	RXZE2M114	286
Socket for miniature relay - Zelio RXZ - with separate contacts - connectors	RXZE2S111M	329
	RXZE2S114M	352
Protection module - diode - 6..250V DC - for miniature relay socket RXZ	RXM040W	131
RC Circuit		
Protection module - RC circuit - 110..240 AC - for miniature relay socket RXZ	RXM041FU7	144
Protection module - RC circuit - 24..60 AC - for miniature relay socket RXZ	RXM041BN7	144
Varistor		
Protection module -Varistor - 24..60V AC/DC - for miniature relay socket RXZ	RXM021BN	170
Protection module -Varistor - 6..24V AC/DC - for miniature relay socket RXZ	RXM021RB	170
Protection module -Varistor -110..240 AC/DC - for miniature relay socket RXZ	RXM021FP	161
Clips and Legends		
Clip-in legends-for Sockets having separate contact	RXZL420	20
Clip-in legends - for Zelio relay - set of 10	RXZL520	255
Metal maintaining clamp - for miniature relay socket RXZ	RXZ400	47
Mounting adaptor for DIN rail - for miniature relay socket RXZ	RXZE2DA	70
Mounting adaptor with fixing lugs for panel - for miniature relay socket RXZ	RXZE2FA	70
Plastic maintaining clamp - for miniature relay socket RXZ	RXZR335	45

Please contact Customer Care Center for Stockable and Non stockable status of references.

NORMAL STOCK ITEMS

W.E.F. June 1, 2021

RPM Power Relays

Control Circuit Voltage	Reference	Unit MRP ₹
Without LED		
1 Change Over - 15 AMPS Contact Rating		
12 V DC	RPM11JD	1039
24 V AC	RPM11B7	1039
24 V DC	RPM11BD	1033
48 V AC	RPM11E7	1470
48 V DC	RPM11ED	1039
110 V DC	RPM11FD	1039
120 V AC	RPM11F7	1260
230 V AC	RPM11P7	1148
2 Change Over - 15 AMPS Contact Rating		
12 V DC	RPM21JD	1074
24 V AC	RPM21B7	1074
24 V DC	RPM21BD	1044
48 V AC	RPM21E7	1074
120 V AC	RPM21F7	1260
230 V AC	RPM21P7	1074
3 Change Over - 15 AMPS Contact Rating		
12 V DC	RPM31JD	1111
24 V AC	RPM31B7	1163
48 V AC	RPM31E7	1572
48 V DC	RPM31ED	1572
110 V DC	RPM31FD	1111
120 V AC	RPM31F7	1311
4 Change Over - 15 AMPS Contact Rating		
12 V DC	RPM41JD	1163
24 V AC	RPM41B7	1163
24 V DC	RPM41BD	1160
48 V AC	RPM41E7	1163
120 V AC	RPM41F7	1333
230 V AC	RPM41P7	1163
With LED		
1 Change Over - 15 AMPS Contact Rating		
12 V DC	RPM12JD	1096
24 V AC	RPM12B7	1096
24 V DC	RPM12BD	736
48 V AC	RPM12E7	1096
48 V DC	RPM12ED	1096
110 V DC	RPM12FD	1096
120 V AC	RPM12F7	1311
230 V AC	RPM12P7	1195
2 Change Over - 15 AMPS Contact Rating		
12 V DC	RPM22JD	1111
24 V AC	RPM22B7	1111
24 V DC	RPM22BD	975
48 V AC	RPM22E7	1111
110 V DC	RPM22FD	1111
120 V AC	RPM22F7	1311
230 V AC	RPM22P7	1099

RPM Power Relays

Control Circuit Voltage	Reference	Unit MRP ₹
3 Change Over - 15 AMPS Contact Rating		
24 V AC	RPM32B7	1130
24 V DC	RPM32BD	1242
48 V AC	RPM32E7	1130
48 V DC	RPM32ED	1130
110 V DC	RPM32FD	1130
120 V AC	RPM32F7	1333
230 V AC	RPM32P7	1266
4 Change Over - 15 AMPS Contact Rating		
24 V AC	RPM42B7	1180
24 V DC	RPM42BD	1194
48 V AC	RPM42E7	1168
48 V DC	RPM42ED	1205
120 V AC	RPM42F7	1326
230 V AC	RPM42P7	1172

RPZ Power Relays

Description	Reference	Unit MRP ₹
Accessories		
Mixed Contact Socket		
	RPZF2	475
Socket for power relay - Zelio RPZ - with mixed contacts - screw clamp	RPZF1	473
	RPZF4	811
	RPZF3	839
Clips And Legends		
Metal maintaining clamp - for relay socket RPZF1	RPZR235	127
	RPZ1DA	127
Mounting adaptor for DIN rail - for power relay socket RPZ	RPZ3DA	127
	RPZ4DA	173
	RPZ1FA	127
Mounting adaptor with fixing lugs for panel - for power relay socket RPZ	RPZ3FA	127
	RPZ4FA	173

RPF Power Relays

Control Circuit Voltage	Reference	Unit MRP ₹
N/O - 30 AMPS Contact Rating		
24 V DC	RPF2ABD	1897
120 V AC	RPF2AF7	1953
230 V AC	RPF2AP7	1859
Change Over - 30 AMPS Contact Rating		
12 V DC	RPF2BJD	1592
24 V AC	RPF2BB7	1638
24 V DC	RPF2BBD	1880
110 V DC	RPF2BFD	1638
120 V AC	RPF2BF7	2099
230 V AC	RPF2BP7	1935

Please contact Customer Care Center for Stockable and Non stockable status of references.

NORMAL STOCK ITEMS

W.E.F. June 1, 2021



RE17 Electronic Timers NEW

Description	Reference	Unit MRP [₹]
On Delay Timer 24 240 Vac	RE17LAMW	2378
Off Delay Timer 24 240VAC	RE17LCBM	2780
Timer Function H Solid State Output 24 240VAC	RE17LHBM	3557
Flashing Timer	RE17LLBM	2923
Multi Functionion Timer	RE17LMBM	2863
Timer Function A at 1C O 24VAC DC 240VAC	RE17RAMU	2230
Timer Function B 1C O 24VAC DC 240VAC	RE17RBMU	3315
Timer Function C 1C O 24VAC DC 240VAC	RE17RCMU	2333
Timer Function H Ht 1C O 24VAC DC 240VAC	RE17RHMU	2400
Flashing Timer	RE17RLJU	3119
Timer Function L Li 1C O 24VAC DC 240VAC	RE17RLMU	3119
MultiFunction Timer 1C O 24VAC DC 240VAC	RE17RMEMU	2830
10 X MultiFunction Timer 1C O 12VAC DC	RE17RMJU	2951
MultiFunction Timer 1C O 24VAC DC 240VAC	RE17RMMU	2868
MultiFunction Timer 1C O 12 240VAC DC	RE17RMMW	3194
MultiFunction Timer 1C O 12 240VAC DC	RE17RMMWS	3440
MultiFunction Timer 1C O 24VAC DC 240VAC	RE17RMXMU	3608



RE22 Electronic Timers

Description	Reference	Unit MRP [₹]
Multi-functionTimingRelay-0.05s...300h-24...240VAC/DC-2C/O	RE22R2MYMR	On request
MultifunctionTimerRelay-12...240VAC/DC-2C/O	RE22R2MMW	On request
Star-deltatimingrelay-24VDC/24...240VAC-1C/O	RE22R1QMU	On request
Multi-functionTimingRelay-0.05s...300h-24...240VAC/DC-1C/O	RE22R1MYMR	On request
Off-delayTimingRelay-0.05s...10min-24...240VAC/DC-2C/O	RE22R2KMR	On request
Star-DeltaTimingRelay-0.05s...300s-24VDC/24...240V	RE22R1QCMU	On request
Star-DeltaTimingRelay-0.05s...300h-24...240VAC/DC-2C/O	RE22R2QGMR	On request
On-delayTimingRelay-0.05s...300h-24...240VAC/DC-1C/O	RE22R1AMR	On request
On-delayTimingRelay-0.05s...300h-24...240VAC/DC-2C/O	RE22R2AMR	On request
Asym.FlashingTimingRelay-0.05s...300h-24...240VAC/DC-1C/O	RE22R1MLMR	On request
Star-DeltaTimingRelay-0.3s...30s-24...240VAC/DC-2C/O	RE22R2QEMR	On request
MultifunctionTimerRelay-24VDC/24...240VAC-2C/O	RE22R2MMU	On request
Off-delayTimingRelay-0.05s...300h-24...240VAC/DC-2C/O	RE22R2CMR	On request
Off-delayTimingRelay-0.05s...10min-24...240VAC/DC-1C/O	RE22R1KMR	On request
Star-DeltaTimingRelay-0.05s...300h-24...240VAC/DC-2C/O	RE22R2QTMR	On request
Star-deltatimingrelay-230VAC/440VAC-1C/ORE22R1QM/Q	RE22R1QMQ	On request
On-delaytimingrelay-24VDC/24...240VAC-2C/O	RE22R2AMU	On request
Off-delayTimingRelay-0.05s...300h-24...240VAC/DC-1C/O	RE22R1CMR	On request
SymmetricalFlashingTimingRelay-0.05s...300h-24...240VAC/DC-2C/O	RE22R2DMR	On request

Please contact Customer Care Center for Stockable and Non stockable status of references.

NORMAL STOCK ITEMS

W.E.F. June 1, 2021



Zelio Control - Monitoring & Control Relays

Description	Reference	Unit MRP [R]
Three-Phase Voltage control relay 380...480Vac, 2 C/O	RM22TR33	On Request
Three-Phase control relay 183...528Vac, 2 C/O	RM22TG20	On Request
Oversvoltage and undervoltage control relay 15V...500Vac/dc, 2 C/O	RM22UA33MR	On Request
Voltage control relay 1V...100Vac/dc, 2 C/O	RM22UA32MR	On Request
Level control relay RM22-L - 24...240 V AC/DC - 2 C/O	RM22LA32MR	On Request
Three-Phase Undervoltage control relay 380...480Vac, 2 C/O	RM22TU23	On Request
Voltage control relay 80V...300Vac/dc, 2 C/O	RM22UB34	On Request
Level control relay RM22-L - 24...240 V AC/DC - 1 C/O	RM22LG11MR	On Request

Please contact Customer Care Center for Stockable and Non stockable status of references.

NORMAL STOCK ITEMS

W.E.F. June 1, 2021

Biometric Switch

Description	Reference	Unit MRP [₹]
Bistable biometric switch, 24 V DC - PNP - by 2m cable	XB5S1B2L2	34199
Bistable biometric switch, 24 V DC - PNP - by M12 connector	XB5S1B2M12	36081
Monostable biometric switch, 24 V DC - PNP - by 2m cable	XB5S2B2L2	34647
Monostable biometric switch, 24 V DC - PNP - by M12 connector	XB5S2B2M12	35970

Accessories

Description	Reference	Unit MRP [₹]
Diameter 22 mm nut	ZB5SZ71	357
Legend plate 28X7 mm	ZBY0101T	166

Pushbuttons

Description	Type of Contact	Colour	Reference	Unit MRP [₹]
Spring return				
Flush	NO	White	XB5AA11N <input checked="" type="checkbox"/>	157
	NO	Black	XB5AA21N <input checked="" type="checkbox"/>	157
	NO	Green	XB5AA31N <input checked="" type="checkbox"/>	157
	NO	Yellow	XB5AA51N <input checked="" type="checkbox"/>	157
	NO	Blue	XB5AA61N <input checked="" type="checkbox"/>	157
	NC	Red	XB5AA42N <input checked="" type="checkbox"/>	157
	NO	Red	XB5AA41N <input checked="" type="checkbox"/>	157
Projecting	NO	Blank	XB5AA01N* <input checked="" type="checkbox"/>	157
	NO	White	XB5AL11N	198
	NO	Black	XB5AL21N	192
	NO	Green	XB5AL31N	192
	NO	Yellow	XB5AL51N	192
	NO	Blue	XB5AL61N	192
	NC	Red	XB5AL42N <input checked="" type="checkbox"/>	192
Flush with silicon transparent boot	NO	Red	XB5AL41N	192
	NO	Black	XB5AP21N <input checked="" type="checkbox"/>	225
	NO	Green	XB5AP31N <input checked="" type="checkbox"/>	225
	NO	Yellow	XB5AP51N <input checked="" type="checkbox"/>	225
Flush, marked (double molding / injection marking)	NO	Blue	XB5AP61N	231
	NO	Green	XB5AA3311N	224
	NC	Red	XB5AA4322N	224
	NO	Green	XB5AA3331N <input checked="" type="checkbox"/>	224
	NC	Red	XB5AA4342N <input checked="" type="checkbox"/>	224
Projecting, marked (double molding / injection marking)	NC	Red	XB5AA4352N	326
	NC	Red	XB5AL4342N	234
Flush, marked "I/O"	NC	Red	XB5AL4352N	234
	NO+NC	Green	XB5AL845N <input checked="" type="checkbox"/>	1110

Pilot lights

Description	Supply Voltage	Colour	Reference	Unit MRP [₹]
With smooth lens (except clear colour)				
Direct Integral LED	~ 24V	White	XB7EV01BPN <input checked="" type="checkbox"/>	253
		Green	XB7EV03BPN <input checked="" type="checkbox"/>	234
		Red	XB7EV04BPN <input checked="" type="checkbox"/>	234
		Yellow	XB7EV05BPN <input checked="" type="checkbox"/>	234
		Amber	XB7EV08BPN <input checked="" type="checkbox"/>	234
	~ 120V	Blue	XB7EV06BPN <input checked="" type="checkbox"/>	482
		Green	XB7EV03GPN <input checked="" type="checkbox"/>	234
		Red	XB7EV04GPN <input checked="" type="checkbox"/>	234
		Amber	XB7EV08GPN <input checked="" type="checkbox"/>	234
		White	XB7EV01MPN <input checked="" type="checkbox"/>	253
~ 230V	Green	XB7EV03MPN <input checked="" type="checkbox"/>	234	
	Red	XB7EV04MPN <input checked="" type="checkbox"/>	234	
	Yellow	XB7EV05MPN <input checked="" type="checkbox"/>	234	
	Amber	XB7EV08MPN <input checked="" type="checkbox"/>	234	
	Blue	XB7EV06MPN <input checked="" type="checkbox"/>	482	
		Clear	XB7EV07MPN* <input checked="" type="checkbox"/>	234

* Clear type pilot lights are provided with striated lens.



Please contact Customer Care Center for Stockable and Non stockable status of references.

NORMAL STOCK ITEMS

W.E.F. June 1, 2021

Illuminated Pushbutton

Description	Type of Contact	Colour	Reference	Unit MRP ₹]
With smooth lens (except clear colour)				
Flush Integral LED ~ 24V	NO	White	XB5AW31B1N	460
	NO	Green	XB5AW33B1N	460
	NC	Red	XB5AW34B2N	460
	NO	Yellow	XB5AW35B1N	460
	NO	Amber	XB5AW38B1N	514
	NO	Blue	XB5AW36B1N	890
	NO	Clear	XB5AW37B1N*	890
Projecting Integral LED ~ 24V	NO	White	XB5AW11B1N	452
	NO	Green	XB5AW13B1N	460
	NC	Red	XB5AW14B2N	460
	NO	Yellow	XB5AW15B1N	460
	NO	Amber	XB5AW18B1N	452
	NO	Blue	XB5AW16B1N	874
	NO	Clear	XB5AW17B1N*	465
Flush Integral LED ~ 110V	NO	White	XB5AW31G1N	561
	NO	Green	XB5AW33G1N	561
	NC	Red	XB5AW34G2N	561
Flush Integral LED ~ 230V	NO	Clear	XB5AW37G1N*	1019
	NO	White	XB5AW31M1N	525
	NO	Green	XB5AW33M1N	460
	NC	Red	XB5AW34M2N	460
	NO	Yellow	XB5AW35M1N	460
	NO	Amber	XB5AW38M1N	514
	NO	Blue	XB5AW36M1N	890
Projecting Integral LED ~ 230V	NO	Clear	XB5AW37M1N*	989
	NO	White	XB5AW11M1N	596
	NO	Yellow	XB5AW15M1N	651
	NO	Amber	XB5AW18M1N	639
	NO	Blue	XB5AW16M1N	1236
	NO	Clear	XB5AW17M1N*	465

* Clear type illuminated Push buttons are provided with striated lens.

Non-Illuminated Pushbutton

Description	Dia of Head	Type of Contact	Colour	Reference	Unit MRP [₹]	
Mushroom Head						
Spring return	40	NO	Black	XB5AC21N <input checked="" type="checkbox"/>	305	
		NO	Green	XB5AC31N <input checked="" type="checkbox"/>	305	
		NC	Red	XB5AC42N <input checked="" type="checkbox"/>	305	
		NO	Blue	XB5AC61N	305	
		NO	Black	XB5AR21N	397	
		NO	Green	XB5AR31N <input checked="" type="checkbox"/>	397	
	60	NC	Red	XB5AR42N	397	
		NO	Red	XB5AR41N	397	
		NO	Yellow	XB5AR51N	397	
		NO	Blue	XB5AR61N	409	
		30	NC	Black	XB5AS422N	299
			NC	Red	XB5AS442N <input checked="" type="checkbox"/>	299
40	NC	Black	XB5AS522N <input checked="" type="checkbox"/>	303		
	NC	Red	XB5AS542N <input checked="" type="checkbox"/>	299		
Key release (n°155)	40	NC	Red	XB5AS9445N <input checked="" type="checkbox"/>	695	
		NC	Black	XB5AS122N <input checked="" type="checkbox"/>	539	
Trigger action turn to release	40	NC+NO	Red	XB5AS142N	545	
Trigger action key to release	40	NO+NC	Red	XB5AS9445N	695	

Illuminated Pushbutton with yellow LED

Description	Supply Voltage	Type of Contact	Reference	Unit MRP [₹]
-------------	----------------	-----------------	-----------	--------------

Double Headed Pushbuttons (Spring return)

1 flush push (marked "I")	~ 24V	NO+NC	XB5AW84B5N <input checked="" type="checkbox"/>	1100
1 pilot light	~ 110V	NO+NC	XB5AW84G5N	
1 projecting push (marked "0")	~ 230V	NO+NC	XB5AW84M5N <input checked="" type="checkbox"/>	

Mushroom Head Pushbuttons (Illuminated)

Turn to release	~ 24V	NC	Red	XB5AW74B2N <input checked="" type="checkbox"/>	948
	~ 230V -240V	NC	Red	XB5AW74M2N <input checked="" type="checkbox"/>	1008

Illuminated - Selector switch

Description	Type of Contact	Colour	Reference	Unit MRP [₹]
2 stay put ~ 24V	NO	Green	XB5AK123B1N <input checked="" type="checkbox"/>	664
	NC	Red	XB5AK124B2N <input checked="" type="checkbox"/>	664
	NO	Yellow	XB5AK125B1N <input checked="" type="checkbox"/>	664
	NO	Blue	XB5AK126B1N	1075
2 spring return from right to left ~ 24V	NO	White	XB5AK141B1N	1164
	NC	Red	XB5AK144B2N	1696
	NO	Yellow	XB5AK145B1N	1164
	NO	Blue	XB5AK146B1N	1456
3 stay put ~ 24V	2NO	White	XB5AK131B3N	1008
	2NO	Green	XB5AK133B3N <input checked="" type="checkbox"/>	695
	2NO	Yellow	XB5AK135B3N	695
	2NO	Blue	XB5AK136B3N	1344
3 spring return to centre ~ 24V	2NO	Green	XB5AK153B3N <input checked="" type="checkbox"/>	696
2 stay put ~ 230V	NO	Green	XB5AK123M1N	664
	NC	Red	XB5AK124M2N	664
2 spring return right to left ~ 230V	NO	Blue	XB5AK126M1N	1075
	NO	White	XB5AK141M1N <input checked="" type="checkbox"/>	1198
	NO	Green	XB5AK143M1N <input checked="" type="checkbox"/>	1164
	NC	Red	XB5AK144M2N <input checked="" type="checkbox"/>	1696
3 stay put ~ 230V	NO	Yellow	XB5AK145M1N <input checked="" type="checkbox"/>	1198
	NO	Blue	XB5AK146M1N	1456
	2NO	White	XB5AK131M3N	1039
	2NO	Green	XB5AK133M3N <input checked="" type="checkbox"/>	695
3 spring return to center ~ 230V	2NO	Blue	XB5AK136M3N	1344
	2NO	White	XB5AK151M3N	755
	2NO	Green	XB5AK153M3N <input checked="" type="checkbox"/>	696
	1NO+1NC	Red	XB5AK154M5N	1015
	2NO	Blue	XB5AK156M3N <input checked="" type="checkbox"/>	1536

Please contact Customer Care Center for Stockable and Non stockable status of references.

NORMAL STOCK ITEMS

W.E.F. June 1, 2021

Non Illuminated Selector switches & Key switches

Description	Type of Contact	Reference	Unit MRP [₹]
Standard handle black	2 stay put	1NO XB5AD21N <input checked="" type="checkbox"/>	387
	2 spring return, right to left	1NO XB5AD41N <input checked="" type="checkbox"/> XB5AD21N	616
	3 stay put	2NO XB5AD33N <input checked="" type="checkbox"/>	422
	3 spring return to center	2NO XB5AD53N <input checked="" type="checkbox"/>	449
Long handle black	3 Spring return to center	2NO XB5AJ53N <input checked="" type="checkbox"/>	453
Key switch	2 stay put*	1NO XB5AG21N <input checked="" type="checkbox"/>	593
	2 stay put*	1NO XB5AG41N	593
	2 spring return, right to left	1NO XB5AG61N	1052
	3 stay put*	2NO XB5AG03N <input checked="" type="checkbox"/>	502
	3 spring return, right to center	2NO XB5AG083N <input checked="" type="checkbox"/>	856

* Please refer catalogue for Key withdrawal position

Accessories

Description	Legend Colour	Marking	Reference	Unit MRP [₹]
With blank legend (for engraving)	White/Yellow bkgd.	Blank	ZBY4101N <input checked="" type="checkbox"/>	154
		Inch	ZBY2321N	161
		OFF	ZBY2312N	161
		ON	ZBY2326N	161
With 8 x 27 mm English language marked legend	Black or Red bkgd.	Reset	ZBY2323N	161
		Reverse	ZBY2306N	161
		Start	ZBY2303N	154
Legends for emergency stop	Emergency stop	ON	ZBY9330N <input checked="" type="checkbox"/>	109
Mushroom head pushbuttons	Yellow bkgd.		ZBY8330N	109

Pushbutton caps (unmarked)

• For use with ZB5-AAON circular pushbutton heads supplied without caps

Type of Pushbutton caps	Colour	Reference	Unit MRP [₹]
Flush	White	ZBA1N	57
	Black	ZBA2N	40
	Red	ZBA4N	37
	Yellow	ZBA5N	40
	Blue	ZBA6N	40
	Set of 6 colours*	ZBA9N	103
Projecting	White	ZBL1N	105
	Black	ZBL2N	105
	Green	ZBL3N	105
	Red	ZBL4N	105
	Yellow	ZBL5N	105
	Blue	ZBL6N	105
	Set of 6 colors*	ZBL9N	105

Pushbutton caps (marked)

Type of Pushbutton caps	Text	Colour	Colour of Cap	Reference	Unit MRP [₹]
Projecting Flush (Double injection moulded marking)	STOP	White	Red	ZBL434N	164
	I	White	Green	ZBA331N	164
	START	White	Green	ZBA333N	157
	ON	White	Green	ZBA341N**	163
	STOP	White	Red	ZBA434N	157
	UP	Black	White	ZBA343N	163
	DOWN	White	Black	ZBA344N	236
	OFF	White	Red	ZBA434N	157

* Set of 6 colours white + black + green + red + yellow + blue

** Excluding ZBA-341N of double injection moulded marking

Accessories

Description	Application	Reference	Unit MRP [₹]
Plastic blanking plug, round black,	For Ø 22 control and signalling units with circular head	ZB5SZ3N <input checked="" type="checkbox"/>	111
Anti rotation plate,	Prevents head from rotation	ZB5AZ902N <input checked="" type="checkbox"/>	32
Fixing collar	To fix contacts or lights	ZB5AZ009N <input checked="" type="checkbox"/>	111
Fixing nut		ZB5AZ901N	32

Contact blocks with screw clamp terminal connections

Description	Type of Contact	Reference	Unit MRP [₹]
Standard single	1NO	ZBE101N	92
Contact blocks	1NC	ZBE102N	92

Clear silicon boots

Description	Reference	Unit MRP [₹]
Boot for cylindrical flush PB	ZBPAN <input checked="" type="checkbox"/>	63
Boot for cylindrical projecting PB	ZBP0N	93
Boot for double head illuminated PB and non-illuminated PB	ZBW008N	164

Please contact Customer Care Center for Stockable and Non stockable status of references.

NORMAL STOCK ITEMS

W.E.F. June 1, 2021

Light block with screw clamp terminal connections

Description	Supply Voltage	Colour of Light source	Reference	Unit MRP [₹]
Integral LED	~ 24V	White	ZBVB1N	300
		Blue	ZBVB6N	791
	~ 110V	Green	ZBVG3N	385
		Blue	ZBVG6N	1162
		White	ZBVM1N	469
Direct bulb holder without resistance	~ 130V	-	ZBV6N	266

Flush mounting kit and harmony+



- Only addition to the BOM is a flush mounting kit
- Installation into a 30.50 mm hole
- New aesthetics for machine control panel using the same control devices as before
- Possibility to refurbish old machine with new style



Description	Reference	Unit MRP [₹]
Metal flush mounting kit (PB and PL).	ZB4BZ021	977
Metal flush mounting kit (SS and IPB).	ZB4BZ022	1028
Plastic flush mounting kit (PB and PL).	ZB5AZ021	857
Plastic flush mounting kit for legend 8x27 (PB and PL).	ZB5AZ023	977

Description	Reference	Unit MRP [₹]
HeadØ22+mountingbase+potentiometer4K7	XB4BD912R4K7	On Request
HeadØ22+mountingbase+potentiometer4K7	XB5AD912R4K7	On Request
100...240VAC/DCPanelmountedØ22mmtimermonofunctionwith3s..60sdelay	XB5DTGM3	On Request
PanelmountedUSB3port-Ø22mm-forUSBinterfacejacktypeA	XB5PUSB3	On Request
PanelmountedRJ45port-Ø22mm-forEthernetconnectionXB5PRJ45	XB5PRJ45	On Request
RedemergencystopTTR40mm2NC1NOmoniXB5AS84449	XB5AS84449	On Request
RedilluестopTTR40mm2NC1NOmonit.ct	XB5AS86449B4	On Request

Please contact Customer Care Center for Stockable and Non stockable status of references.

NORMAL STOCK ITEMS

W.E.F. June 1, 2021

ZAL Bodies for LED Pilot light (for mounting on metal plate at back of enclosure)

Description	Colour	Reference	Unit MRP [₹]
≈ 24V	White	ZALVB1	622
	Green	ZALVB3	605
	Red	ZALVB4	593
	Yellow	ZALVB5	605
	Blue	ZALVB6	679
	~ 120V	White	ZALVG1
Green		ZALVG3	905
Yellow		ZALVG5	770
Blue		ZALVG6	770
~ 220V	White	ZALVM1	1915
	Green	ZALVM3	1089
	Red	ZALVM4	921
	Yellow	ZALVM5	846
	Blue	ZALVM6	871
	≈ 24V	White	ZBVB1
Green		ZBVB3	415
Red		ZBVB4	415
Yellow		ZBVB5	403
Blue		ZBVB6	524
~ 120V		White	ZBVG1
	Green	ZBVG3	549
	Red	ZBVG4	669
	Yellow	ZBVG5	637
	Blue	ZBVG6	1204
	~ 220V	White	ZBVM1
Green		ZBVM3	524
Red		ZBVM4	524
Yellow		ZBVM5	523
Blue		ZBVM6	628

XAL - Empty enclosures for XB5 and XB4 Push button and Pilot light

Description	No. of ways	Color of Enclosure	Reference	Unit MRP [₹]
For normal environment Light grey base IP65	1	Dark grey	XALD01 <input checked="" type="checkbox"/>	643
	2	Dark grey	XALD02 <input checked="" type="checkbox"/>	797
	3	Dark grey	XALD03	989
	4	Dark grey	XALD04 <input checked="" type="checkbox"/>	1352
	5	Dark grey	XALD05	1765
For normal environment Light Grey base IP54	1	Yellow	XALK01 <input checked="" type="checkbox"/>	739
	2	Light Grey	XALE2	532
	3	Light Grey	XALE3	650



XAL – Empty enclosures for use with XB2 (ZB2*)

Description	Reference	Unit MRP [₹]
Plastic empty control station (1 cut-out), dark grey base, light grey cover	XALB01C	On Request
Plastic empty control station (for mounting XB2BS542C) - dark grey base, yellow cover	XALB01YC	
Plastic empty control station (2 cut-outs), dark grey base, light grey cover	XALB02C	
Plastic empty control station (3 cut-outs), dark grey base, light grey cover	XALB03C	
Plastic control station with 1 Emergency stop push button - dark grey base, yellow cover	XALJ01C	

Please contact Customer Care Center for Stockable and Non stockable status of references.

NORMAL STOCK ITEMS

W.E.F. June 1, 2021

ZEN - Contact block for mounting on Metal plate at back of enclosure

Description	Contacts Type and Composition	Reference	Unit MRP [₹]
Standard single	1 NO	ZENL1111 <input checked="" type="checkbox"/>	360
Contact block	1 NC	ZENL1121 <input checked="" type="checkbox"/>	



XAL – Empty enclosures for use with XB2 (ZB2*)

Description	Reference	Unit MRP [₹]
Red illuminated buzzer DC/AC24V	XB2BSB4LC	On Request
Red illuminated buzzer AC220V	XB2BSM4LC	
Buzzer 24V AC/DC	XB2BSBC	
Buzzer 110V AC	XB2BSFC	
Buzzer 220V AC	XB2BSMC	

Please contact Customer Care Center for Stockable and Non stockable status of references.

NORMAL STOCK ITEMS

W.E.F. June 1, 2021

XVB-C Illuminated Lens Units

Description	Light Block Colour	Reference	Unit MRP [₹]
Lens unit - steady light - 250 V 10 W	Green	XVBC33	2602
	Red	XVBC34	2653
	Orange	XVBC35	2653
	Blue	XVBC36	2602
	Clear	XVBC37	2603
	Yellow	XVBC38	2602
Lens unit - flashing light - 24..48 V DC 24 V AC	Green	XVBC4B3	7270
	Red	XVBC4B4	7063
	Orange	XVBC4B5	7063
	Blue	XVBC4B6	7270
Lens unit - flashing light - 48..230 V AC	Yellow	XVBC4B8	6937
	Green	XVBC4M3	7091
	Red	XVBC4M4	7427
	Orange	XVBC4M5	7407
	Blue	XVBC4M6	7410
	Yellow	XVBC4M8	7091
Lens unit - steady light - 24 V AC DC	Green	XVBC2B3	5726
	Red	XVBC2B4	5726
	Orange	XVBC2B5	5726
	Blue	XVBC2B6	7386
	Clear	XVBC2B7	7386
Lens unit - steady light - 120 V AC	Yellow	XVBC2B8	5722
	Green	XVBC2G3	5613
	Red	XVBC2G4	5616
	Orange	XVBC2G5	5838
	Blue	XVBC2G6	7076
Lens unit - steady light - 230 V AC	Clear	XVBC2G7	7076
	Yellow	XVBC2G8	5866
	Green	XVBC2M3	5616
	Red	XVBC2M4	5616
	Orange	XVBC2M5	5616
	Blue	XVBC2M6	7789
Lens unit - flashing light - 24 V AC DC	Clear	XVBC2M7	7309
	Yellow	XVBC2M8	6114
	Green	XVBC5B3	10090
	Red	XVBC5B4	9783
	Orange	XVBC5B5	9883
Lens unit - flashing light - 120 V AC	Blue	XVBC5B6	12331
	Clear	XVBC5B7	8120
	Yellow	XVBC5B8	9726
	Red	XVBC5G4	10076
	Orange	XVBC5G5	9894
Lens unit - flashing light - 230 V AC	Blue	XVBC5G6	12284
	Clear	XVBC5G7	11535
	Yellow	XVBC5G8	10040
	Red	XVBC5M4	9695
Flashing unit - integral LED - 230..240 V AC	Orange	XVBC5M5	10076
	Blue	XVBC5M6	12213
	Yellow	XVBC5M8	10076
	Green	XVBC5M3	10076

XVB Units

Description	Reference	Unit MRP [₹]
XVB Audible Signalling Unit		
Sound unit - continuous or intermittent buzzer - 75..90 dB - 12..48 V AC DC	XVBC9B	7982
Sound unit - continuous or intermittent buzzer - 75..90 dB - 120..230 V AC	XVBC9M	13417
XVB Base Unit + Cover		
Base unit + cover for bank XVB - without flash discharge tube - black - IP 65	XVBC21	3609
XVB Accessories		
Fixing base on vertical surface - zamak black - XVB	XVBC12	2187
Lateral cable entry kit with Pg 13.5 cable gland - XVB	XVBC14	476
Set of coloured indicator pins - 6 colors - XVB	XVBC22	396
Support tube + fixing base l=400 mm - aluminium black - XVB	XVBZ03	3005
Support tube + fixing base l=80 mm - aluminium black - XVB	XVBZ02	2271
Support tube + fixing base l=800 mm - aluminium black - XVB	XVBZ04	4474
XVB Incandescent Bulb		
Clear incandescent bulb for signalling - BA 15d - 24 V 10 W	DL1BLB	315
Clear incandescent bulb for signalling - BA 15d - 120 V 10 W	DL1BLG	537
Clear incandescent bulb for signalling - BA 15d - 230 V 10 W	DL1BLM	342

XVB LED BA 15d Base Fitting

[Us] Rated Supply Voltage	Signalling Colour	Reference	Unit MRP [₹]
24 V	White	DL1BDB1	4208
	Green	DL1BDB3	3366
	Red	DL1BDB4	3366
	Blue	DL1BDB6	3817
	Yellow-Orange	DL1BDB8	3955
120 V AC	Blue	DL1BDG6	5069
	Green	DL1BDG3	4018
	Red	DL1BDG4	3959
	White	DL1BDG1	5069
	Yellow-Orange	DL1BDG8	4200
230 V AC	Blue	DL1BDM6	5069
	Green	DL1BDM3	4402
	Red	DL1BDM4	4283
	White	DL1BDM1	5069

Please contact Customer Care Center for Stockable and Non stockable status of references.

NORMAL STOCK ITEMS

W.E.F. June 1, 2021



- Motor less + LED Flashing
- External Buzzer volume adjustor 70 DB to 90 DB
- Straight & Side wiring- more flexible

XVR3 Multifunctional LED Beacon NEW

Description	Reference	Unit MRP ₹
Multi-functional LED Beacon green witout buzzer DC/AC 12~24V	XVR3B03	12268
Multi-functional LED Beacon red witout buzzer DC/AC 12~24V	XVR3B04	12289
Multi-functional LED Beacon orange witout buzzer DC/AC 12~24V	XVR3B05	12081
Multi-functional LED Beacon blue witout buzzer DC/AC 12~24V	XVR3B06	12161
Multi-functional LED Beacon green witout buzzer AC 100~230V	XVR3M03	12041
Multi-functional LED Beacon red witout buzzer AC 100~230V	XVR3M04	11858
Multi-functional LED Beacon Orange witout buzzer AC 100~230V	XVR3M05	12081
Multi-functional LED Beacon Blue witout buzzer AC 100~230V	XVR3M06	12161
Multi-functional LED Beacon red with buzzer DC/AC 12~24V	XVR3B04S	24178
Multi-functional LED Beacon orange with buzzer DC/AC 12~24V	XVR3B05S	24890
Multi-functional LED Beacon blue with buzzer DC/AC 12~24V	XVR3B06S	25950
Multi-functional LED Beacon green with buzzer AC 100~230V	XVR3M03S	13360
Multi-functional LED Beacon red with buzzer AC 100~230V	XVR3M04S	11085
Multi-functional LED Beacon orange with buzzer AC 100~230V	XVR3M05S	11901
Multi-functional LED Beacon blue with buzzer AC 100~230V	XVR3M06S	13113
Multi-functional LED Beacon orange without buzzer DC48V	XVR3E05	11858
Multi-functional LED Beacon, External lens	XVR3Z001	327

XVS Sirens

Description	Reference	Unit MRP ₹
2 tones siren - 106 dB - 12...24V AC/DC - white	XVS10BMW	22276
2 tones siren - 106 dB - 120V AC - white	XVS10GMW	
2 tones siren - 106 dB - 230V AC - white	XVS10MMW	

Please contact Customer Care Center for Stockable and Non stockable status of references.

NORMAL STOCK ITEMS

W.E.F. June 1, 2021

DL1 Incandescent Bulb

Description	Light Block Colour	Reference	Unit MRP [₹]
Clear incandescent bulb for signalling - ba 15d - 24 v 4 w		DL1BEBS	299
Clear incandescent bulb for signalling - ba 15d - 120 v 7 w		DL1BEG	316
Clear incandescent bulb for signalling - ba 15d - 230 v 5 w		DL1BEMS	324

XVR Rotating Mirror Beacon

Description	Light Block Colour	Reference	Unit MRP [₹]
Rotating mirror beacon - 70W - 24V AC DC	Green	XVR1B93	16218
	Red	XVR1B94	17933
	Orange	XVR1B95	16156
	Blue	XVR1B96	16218
	Yellow	XVR1B98	16156
Rotating mirror beacon w/o buzzer XVR - Ø 84 - 24 V AC DC	Green	XVR08B03	12829
Rotating mirror beacon w/o buzzer XVR - Ø 106 - 24 V AC DC	Green	XVR10B03	12829
Rotating mirror beacon w/o buzzer XVR - Ø 130 - 24 V AC DC	Red	XVR13B04L	13458
	Orange	XVR13B05L	12830
Rotating mirror beacon w/o buzzer XVR - Ø 84 - 24 V AC DC	Blue	XVR08B06	13991
Rotating mirror beacon w/o buzzer XVR - Ø 120 - 24 V AC DC	Blue	XVR12B06	16481
Rotating mirror beacon w/o buzzer XVR - Ø 130 - 120 V AC	Red	XVR13G04L	15903
	Orange	XVR13G05L	13991
Rotating mirror beacon w/o buzzer XVR - Ø 130 - 230 V AC	Red	XVR13M04L	16926
	Orange	XVR13M05L	15759

XVM Series

Tower Light with Super Bright LED and integral light diffuser

Description	Reference	Unit MRP [₹]
Complete Tower 24 V AC/DC Without Buzzer	XVMB2RASB	3599
	XVMB2RGSB	5347
	XVMB2R6AGSB	7764
Complete Tower 24 V AC/DC With Buzzer	XVMB2RSSB	4198
	XVMB2RASSB	5748
	XVMB2RGSSB	6060
	XVMB2RAGSSB	9170
	XVMG2RASB	5345
	XVMG2R6AGSB	9418
Complete Tower 230 V AC Without Buzzer	XVMG2RASSB	6789
	XVMG2RSSB	5252
	XVMG2R6AGSSB	11266
	XVMM2RASB	4978
	XVMM2RGSB	5317
	XVMM2RAGSB	8480
Complete Tower 230 V AC With Buzzer	XVMM2RSSB	7371
	XVMM2RASSB	7138
	XVMM2RGSSB	7412
	XVMM2RAGSSB	9017
	XVMM2R6AGSSB	11891

Please contact Customer Care Center for Stockable and Non stockable status of references.

NORMAL STOCK ITEMS

W.E.F. June 1, 2021

Tower light, Ø 60 mm, Pre-assembled, PreCabled, Monoethic, Economical Version,
XVGB-Series with LED for steady light - 24VDC

Description	References	Unit MRP ₹
With aluminium tube mounting and L-bracket		
Without Buzzer		
2-Stage Red, Green	XVGB2	3151
3-Stage Red, Amber, Green	XVGB3	3570
4-Stage Red, Amber, Green, Blue	XVGB4	4299
With Buzzer		
2-Stage Red, Green	XVGB2S	3578
3-Stage Red, Amber, Green	XVGB3S	4058
4-Stage Red, Amber, Green, Blue	XVGB4S	4321
With direct aluminium tube mounting		
Without Buzzer		
2-Stage Red, Green	XVGB2T	3247
3-Stage Red, Amber, Green	XVGB3T	3947
4-Stage Red, Amber, Green, Blue	XVGB4T	4784
With Buzzer		
3-Stage Red, Amber, Green	XVGB3ST	4086
Without Buzzer		
2-Stage Red, Green	XVGB2H	3151
3-Stage Red, Amber, Green	XVGB3H	3607
4-Stage Red, Amber, Green, Blue	XVGB4H	4731
With Buzzer		
2-Stage Red, Green	XVGB2SH	3852
3-Stage Red, Amber, Green	XVGB3SH	4153
4-Stage Red, Amber, Green, Blue	XVGB4SH	5175
With aluminium tube mounting and foldable bracket		
Without Buzzer		
2-Stage Red, Green	XVGB2M	3612
3-Stage Red, Amber, Green	XVGB3M	3949
With Buzzer		
2-Stage Red, Green	XVGB2SM	3917
3-Stage Red, Amber, Green	XVGB3SM	4288
4-Stage Red, Amber, Green, Blue	XVGB4SM	4324
With base mounting - Direct		
Without Buzzer		
2-Stage Red, Green	XVGB2W	2961
3-Stage Red, Amber, Green	XVGB3W	3484
With Buzzer		
2-Stage Red, Green	XVGB2SW	3466
3-Stage Red, Amber, Green	XVGB3SW	3919
4-Stage Red, Amber, Green, Blue	XVGB4SW	4683
XVG-USB Based Towerlights		
Pre-assembled and pre-cabled Multicolor USB tower light 60mm IP42 Direct base mounting	XVGU3SWV	7903
Pre-assembled and pre-cabled Multicolor USB tower light 60mm IP42 With 100 mm aluminium tube mounting	XVGU3SHAV	8958

Please contact Customer Care Center for Stockable and Non stockable status of references.

NORMAL STOCK ITEMS

W.E.F. June 1, 2021



Optical Sensors

- XUB M18 Body
- 100mA (with overload and short circuit protection)

Principle of operation	Sensing Distance	Output	Reference	Unit MRP ₹
Diffuse	0.6 m	PNP NO	XUB5APANM12 <input checked="" type="checkbox"/>	3902
		PNP NO	XUB5BPANM12 (Metal) <input checked="" type="checkbox"/>	5171
		PNP NO	XUB5APANL2 <input checked="" type="checkbox"/>	3875
		PNP NO	XUB5BPANL2 <input checked="" type="checkbox"/>	4631
Polarised reflex	2m	PNP NO	XUB9APANM12 <input checked="" type="checkbox"/>	4110
		PNP NO	XUB9BPANM12	5097
		PNP NO	XUB9APANL2	3894
Fixed Diffuse	100 mm	PNP NO	XUB9BPANL2	5097
			XUB4APANL2	3756
			XUB4APANM12	3756
Reflex	4 m	PNP NO	XUB4BPANM12 (Metal)	4670
			XUB4ANBNL2	3756
			XUB1APANL2 (Without Reflector)*	3756
			XUB1APANM12	3756
Receiver Thru Beam	15 m	PNP NO	XUB1BPANM12 (Metal)	4304
			XUB1APBNL2 (Without Reflector)*	3756
			XUB2APANL2R	3329
Receiver Thru Beam	15m	PNP NO	XUB2AKSNL2T	3332
			XUB2AKSNM12T	2266
Receiver Thru Beam	15m	PNP NO	XUB2BKSNM12T (Metal)	2903
Receiver Thru Beam			XUB2APANM12R	3329
Transmitter Thru Beam			XUB2BPANM12R (Metal)	4479
			XUB2AKSNL2T	3332

Note :

1. L2 stands for sensors with 2m cable
4. M12 stand for universal connectors.

Principle of operation	Sensing range	Connection	Reference	Unit MRP ₹
Cylindrical M18				
Multi Mode	> 0...20 m	Cable 2 m	XUB0APSNL2	7395
Multi Mode	> 0...20 m	Connector	XUB0APSNM12	7602
Multi Mode	> 0...20 m	Connector	XUB0BPSNM12 (Metal)	7734

Principle of operation	Sensing Distance	Output	Reference	Unit MRP ₹
Compact 50 x 50 mm				
Reflex	7 m	AC/DC 1C/O Relay	XUK1ARCNL2	7248
Diffuse	1 m	AC/DC 1C/O Relay	XUK5ARCNL2	7248
Reflex polarized	5 m	AC/DC 1C/O Relay	XUK9ARCNL2	7126
Multimode	30 m	pnp/npn no/nc	XUK0AKSAL2	9738
Multimode	30 m	AC/DC 1C/O Relay	XUK0ARCTL2	11182
Compact 92 x 71 mm				
Diffuse	2.1 m	AC/DC 1C/O relay	XUX5ARCNT16	8921
Reflex Polarized	11 m	AC/DC 1C/O relay	XUX9ARCNT16	9870
Reflex	14 m	AC/DC 1C/O relay	XUX1ARCNT16	7994
Thru beam transmitter		AC/DC	XUX0ARCTT16T	7705
Multimode	1.3 m...40 m	PNP/NPN NO/NC	XUX0AKSAT16	14703
Multimode	1.3 m...40 m	AC/DC 1C/O relay	XUX0ARCTT16	15470

*Reflector to be ordered separately.

Please contact Customer Care Center for Stockable and Non stockable status of references.

NORMAL STOCK ITEMS

W.E.F. June 1, 2021

XUK Colour Sensors



- Supply Voltage 10..30 VDC
- Teach Button Sensitivity Adjustment
- 3 Wire
- IP 65

Principle of operation	Sensing Distance	Output	Reference	Unit MRP [₹]
Diffuse contrast sensor	19 mm	PNP NO	XUKR1PSMM12	16501

Fixing Bracket

Description	Reference	Unit MRP [₹]
For XUB	XUZA118	873
For XUK	XUZA51	796

Reflector (mm)

Description	Reference	Unit MRP [₹]
24 x 21	XUZC24	1107
50 x 50	XUZC50 <input checked="" type="checkbox"/>	1135
80 (dia)	XUZC80 <input checked="" type="checkbox"/>	1664
100 x 100	XUZC100 <input checked="" type="checkbox"/>	1610

Please contact Customer Care Center for Stockable and Non stockable status of references.

NORMAL STOCK ITEMS

W.E.F. June 1, 2021

OsiSense XU



SN [mm]	Light Mode	Output	Connection	Reference	Unit MRP [₹]
Fork Sensor					
30mm	Red LED	PNP,[NO]	2m Cable	XUVR0303PANL2	7367
50mm	Red LED	PNP,[NO]	M8 Connector	XUVR0605PANM8	8987

Fiber Design Amplifier



- 3 Wire DC, Teach Mode

Depending on fiber	-	PNP NO/NC programmable	2M Cable	XUDA2PSML2 <input checked="" type="checkbox"/>	On Request
--------------------	---	------------------------	----------	--	------------

XU.8 Background Suppresion

SN [m]	Body Type	Output	Connection	Reference	Unit MRP [₹]
1m	Compact 50x50	PNP/NPN,NO/NC programmable	2m Cable	XUK8AKSNL2	8115
1m	Compact 50x50	PNP/NPN,NO/NC programmable	M12 Connector	XUK8AKSNM12 <input checked="" type="checkbox"/>	9060

Please contact Customer Care Center for Stockable and Non stockable status of references.

NORMAL STOCK ITEMS

W.E.F. June 1, 2021

Electromechanical Pressure Switches



Description	Pressure Range	Reference	Unit MRP [€]
Electromechanical pressure switches for control circuit			
<ul style="list-style-type: none"> • Suitable for air, fresh water, sea water • Adjustable differential • 1 C/O single pole contact • G 1/4 (BSP female) fluid connection • Mechanical durability - 1 x 10⁶ operating cycles 			
Setting screw external	1-6 bar	XMAV06L2135	4354
Adjustable range of rising pressure	1.3-12 bar	XMAV12L2135	3719
	3.5-25 bar	XMAV25L2135	4581
Electromechanical pressure switches for power circuits			
<ul style="list-style-type: none"> • Suitable for fresh water & sea water • Adjustable differential • 2 pole 2 N/C contact • Degree of protection - IP20 • G 1/4 (BSP female) fluid connection 			
Adjustable range of rising pressure 1.4 - 4.6 bar		FSG2 <input checked="" type="checkbox"/>	1608
Electromechanical pressure switches (Nautilus)			
<ul style="list-style-type: none"> • Conforming to IEC/EN 60947-5-1 • 1 C/O single pole contact (4 terminal) snap action with setting scale 			
Fixed differential			
0.4 to 4 bar		XMLA004A2S11 <input checked="" type="checkbox"/>	11696
0.7 to 20 bar		XMLA020A2S11 <input checked="" type="checkbox"/>	8681
1.5 to 35 bar		XMLA035A2S11 <input checked="" type="checkbox"/>	7925
5 to 70 bar		XMLA070D2S11 <input checked="" type="checkbox"/>	8724
Adjustable differential			
0.25 to 4 bar		XMLB004A2S11 <input checked="" type="checkbox"/>	12640
1.3 to 20 bar		XMLB020A2S11 <input checked="" type="checkbox"/>	12640
3.5 to 35 bar		XMLB035A2S11	18684
7 to 70 bar		XMLB070D2S11	13541

XMLP Pressure Transmitter

- For Hydraulic Oil, air, fresh water, sea water, gas & Refrigeration fluids



Pressure Range	Output	Connection	Reference	Unit MRP [€]
0 to 10 bar	4-20mA	DIN 43650	XMLP010BC21F <input checked="" type="checkbox"/>	10010
0 to 400 bar	4-20mA	DIN 43650	XMLP400BC21F	10010
0 to 400 bar	0-10V	M12	XMLP400BD71F	8867

Note: 10, 16, 25, 40, 60, 100, 250, 400 and 600 , bar version available in stock

Please contact Customer Care Center for Stockable and Non stockable status of references.

NORMAL STOCK ITEMS

W.E.F. June 1, 2021

XCKD Limit Switches



- Metal body
- Conforming to IEC60947-5-1, EN60947-5-1, UL 508, CSA
- C22-2 n°14 standards
- Degree of Protection - IP67
- Tapped entry for n°11 cable gland
- 2 pole N/O + N/C, snap action contact available as standard (3 output contacts also available in same size and replaceable at site)

Description	number of Poles	Reference	Unit MRP [₹]
Steel roller plunger - 1 NC + 1 NO		XCKD2102G11 <input checked="" type="checkbox"/>	1935
Cat's whisker - 1 NC + 1 NO		XCKD2106G11	2178
Steel end plunger - 1 NC + 1 NO		XCKD2110G11	2581
Thermoplastic roller lever - 1 NC + 1 NO		XCKD2118G11 <input checked="" type="checkbox"/>	2361
Thermoplastic roller lever plunger, horizontal direction - 1 NC + 1 NO		XCKD2121G11 <input checked="" type="checkbox"/>	2159
Thermoplastic adjustable roller lever - 1 NC + 1 NO		XCKD2145G11 <input checked="" type="checkbox"/>	2019
Sub-assemblies Metal Bodies for XCKD			
Body ZCD 1 NC + 1 NO Snap Action	2	ZCD21 <input checked="" type="checkbox"/>	2479
Body ZCD 2 NC + 1 NO Snap Action	3	ZCD39	2847
Gland and Head for ZCD Bodies			
Cable gland entry Pg 11 - metal body		ZCDEG11	228
Head for Limit switch - ZCE without operating lever		ZCE01 <input checked="" type="checkbox"/>	638
Steel roller plunger		ZCE02 <input checked="" type="checkbox"/>	845
Cat's whisker		ZCE06	1135
Steel end plunger		ZCE10	673
Thermoplastic roller lever plunger, horizontal direction		ZCE21 <input checked="" type="checkbox"/>	1076
Thermoplastic roller lever ZCY		ZCY18*	268
Steel roller lever ZCY		ZCY19*	713
Variable length thermoplastic roller lever		ZCY45* <input checked="" type="checkbox"/>	942
*To be used with head ZCE01			
Contact block for ZCD bodies			
1NO + 1NC	2	XE2SP2151 <input checked="" type="checkbox"/>	690
1NO + 2NC	3	XE3SP2141	1702

XCK-M Limit Switches



- 1 NO + 1 N/C with positive opening operation
- Heavy duty oil-tight to IP 665
- Up to 20 million operations

Description	Reference	Unit MRP [₹]
Body		
Body - 1 NC + 1 NO - terminals	ZCKM1 <input checked="" type="checkbox"/>	1783
Spare contacts	XE2SP2151 <input checked="" type="checkbox"/>	690
For ordering complete limit switches, please select body and head listed above		
Head		
Head - steel roller plunger	ZCKD02 <input checked="" type="checkbox"/>	911
Head - cat's whisker	ZCKD06 <input checked="" type="checkbox"/>	1001
Head - spring rod lever	ZCKD08 <input checked="" type="checkbox"/>	1030
Head - steel end plunger	ZCKD10 <input checked="" type="checkbox"/>	530
Delrin roller lever head	ZCKD15 <input checked="" type="checkbox"/>	1100
Delrin roller lever plunger head	ZCKD21 <input checked="" type="checkbox"/>	1030
Steel roller lever plunger head	ZCKD23	1297
Variable length Delrin roller lever	ZCKD41 <input checked="" type="checkbox"/>	1345

Please contact Customer Care Center for Stockable and Non stockable status of references.

NORMAL STOCK ITEMS

W.E.F. June 1, 2021

XCK-P Thermoplastic



Conforming to IEC 947-5-1
 Degree of Protection - IP 653
 Double insulated
 Class II conforming to IEC 536
 15 million mechanical durability
 1 NO+1 NC 2 pole snap action contacts with positive opening

Description	Reference	Unit MRP [₹]
Steel roller plunger - 1 NC + 1 NO	XCKP2102G11 <input checked="" type="checkbox"/>	1372
Cat's whisker - 1 NC + 1 NO	XCKP2106G11 <input checked="" type="checkbox"/>	2078
Steel end plunger - 1 NC + 1 NO	XCKP2110G11 <input checked="" type="checkbox"/>	1140
Delrin roller lever ⁽¹⁾	XCKP2118G11 <input checked="" type="checkbox"/>	1174
Delrin roller lever plunger, horizontal direction - 1 NC + 1 NO	XCKP2121G11 <input checked="" type="checkbox"/>	1409
Delrin roller lever plunger, vertical direction - 1 NC + 1 NO	XCKP2127G11 <input checked="" type="checkbox"/>	2169
Adjustable roller lever - 1 NC + 1 NO (1) (Variable Length)	XCKP2145G11 <input checked="" type="checkbox"/>	1372
Spare contact block	XE2SP2151 <input checked="" type="checkbox"/>	690

Note : 1 tapped entry for size 11 cable gland
 (1) Adjustable through 360° in 5 steps

XCMD Metal, compact



Conforming to IEC 947-5-1
 IP 67 conforming to IEC 529
 Pre-cabled, 5 x 0.75 mm²
 Single pole 1 C/O contact, snap action

Description	Reference	Unit MRP [₹]
Steel roller plunger	XCMD2102L1 <input checked="" type="checkbox"/>	3246
Metal end plunger	XCMD2110L1 <input checked="" type="checkbox"/>	2744
Thermoplastic roller lever	XCMD2115L1 <input checked="" type="checkbox"/>	2836

XCK - J Metal



1NO + 1NC
 Snap action
 Positive opening operation
 30 million operations
 Heavy Duty Oil Tight to IP 667
 Accuracy = 0.01 mm

Description	Reference	Unit MRP [₹]
Head - without operating lever - Rotary head	ZCKE05 <input checked="" type="checkbox"/>	1874
Head - cat's whisker	ZCKE06 <input checked="" type="checkbox"/>	1887
Head - spring rod lever	ZCKE08 <input checked="" type="checkbox"/>	2048
Head - steel roller lever	ZCKE23	3316
Head - metal end plunger	ZCKE61	1605
Head - reinforced end plunger	ZCKE67 <input checked="" type="checkbox"/>	2675
Body - 1 NC + 1 NO - terminals	ZCKJ1 <input checked="" type="checkbox"/>	2255
Body - 2 OC - terminals 2 NO + 2 NC	ZCKJ2 <input checked="" type="checkbox"/>	3654
Steel roller lever	ZCKY13 <input checked="" type="checkbox"/>	485
Delrin roller lever Ø 50 mm	ZCKY41 <input checked="" type="checkbox"/>	708
Nylon round rod Ø 6 mm	ZCKY59 <input checked="" type="checkbox"/>	408
spare contacts	XE2SP2151 <input checked="" type="checkbox"/>	690

Note:

- For ordering complete Limit Switches, please select body, head and, if necessary, roller listed above

Please contact Customer Care Center for Stockable and Non stockable status of references.

NORMAL STOCK ITEMS

W.E.F. June 1, 2021

Tiger Limit Switches

XCJ-Thermoplastic



Conforming to IEC 60947-5-1
 Degree of Protection - IP 40, IK 04
 Mechanical durability - 10 million operations
 Operating frequency - 120 operations per minute
 Light Duty application

Description	Type of Approach	Reference	Unit MRP [₹]
Steel roller plunger - 1OC	For lateral cam movement	XCJ102C <input checked="" type="checkbox"/>	1115
Steel roller plunger	For transverse cam movement	XCJ103C <input checked="" type="checkbox"/>	1187
Steel end plunger	Vertical cam approach	XCJ110C <input checked="" type="checkbox"/>	999
Short flat roller lever plunger	One way operation	XCJ121C	1491
Short flat lever plunger		XCJ125C	809
Long flat lever plunger		XCJ126C <input checked="" type="checkbox"/>	929
short roller lever plunger - flat		XCJ127C <input checked="" type="checkbox"/>	836
Long roller lever plunger - flat		XCJ128C <input checked="" type="checkbox"/>	935

XCE-Metal Zinc Alloy



Conforming to IEC 60947-5-1
 Degree of Protection - IP 65
 Mechanical durability - 10 million operations
 Operating frequency - 120 operations per minute
 Medium Duty application

Description	Reference	Unit MRP [₹]
Steel roller plunger for lateral cam movement	XCE102C <input checked="" type="checkbox"/>	1498
Steel end plunger	XCE110C <input checked="" type="checkbox"/>	1373
Thermoplastic roller lever	XCE118C <input checked="" type="checkbox"/>	1538
Variable length thermoplastic roller lever	XCE145C <input checked="" type="checkbox"/>	1859
Round rod Ø3 mm steel rod	XCE154C	2684
Spring rod lever	XCE181C	1786

XCKN Limit Switches



Plastic body
 Conforming to IEC60947-5-1, EN60947-5-1, UL 508, CSA
 C22-2 n°14 standards
 Degree of Protection - IP65
 Tapped entry for n°11 cable gland
 2 pole N/C + N/O, snap action

Description	Type of Approach	Reference	Unit MRP [₹]
Steel roller plunger - 1 NC + 1 NO	Lateral cam approach 2 directions	XCKN2102G11 <input checked="" type="checkbox"/>	962
Cat's whisker - 1 NC + 1 NO	Multi-directional approach	XCKN2106G11 <input checked="" type="checkbox"/>	1149
Spring lever - 1 NC + 1 NO	Multi-directional approach	XCKN2108G11 <input checked="" type="checkbox"/>	1710
Steel end plunger - 1 NC + 1 NO	Vertical approach 1 direction	XCKN2110G11 <input checked="" type="checkbox"/>	811
Thermoplastic roller lever - 1 NC + 1 NO	Lateral approach 2 directions	XCKN2118G11 <input checked="" type="checkbox"/>	848
Thermoplastic roller lever plunger, horizontal direction - 1 NC + 1 NO	Lateral approach 1 direction	XCKN2121G11 <input checked="" type="checkbox"/>	1059
Variable length adjustable roller lever - 1 NC + 1 NO	Lateral approach 2 directions	XCKN2145G11 <input checked="" type="checkbox"/>	1019
Variable length adjustable Thermoplastic roller lever Ø 50 mm - 1 NC + 1 NO	Lateral approach 2 directions	XCKN2149G11 <input checked="" type="checkbox"/>	1251
Variable length adjustable Thermoplastic large roller lever Ø 50 mm - 1 NC + 1 NO, snap action	Lateral approach 2 directions	XCKN2149P20S64 <input checked="" type="checkbox"/>	884
Variable length adjustable Thermoplastic large roller lever Ø 50 mm - 1 NC + 1 NO, Slow-break, break before make	Lateral approach 2 directions	XCKN2549P20S64 <input checked="" type="checkbox"/>	892

Please contact Customer Care Center for Stockable and Non stockable status of references.

NORMAL STOCK ITEMS

W.E.F. June 1, 2021

XCMN Limit Switches



Miniature design
 Conforming to IEC60947-5-1, EN60947, UL 508, CSA C22-2 n°14 standards
 Degree of Protection - IP65
 Plastic body with metal head
 1 metre PVR cable supplied as standard (4 x 0.75mm²)
 2 pole N/C + N/O, snap action contact
 Mechanical durability - 5 million operating cycles

Description	Reference	Unit MRP [₹]
Steel roller plunger for lateral cam approach	XCMN2102L1	2015
Cat's whisker - 1 NC + 1 NO	XCMN2106L1	3093
Steel end plunger	XCMN2110L1	1750
Thermoplastic roller lever - 1 NC + 1 NO	XCMN2115L1	1933
roller lever plunger - 1 NC + 1 NO - one direction actuation	XCMN2121L1	2268
Thermoplastic adjustable roller lever - 1 NC + 1 NO	XCMN2145L1	2198

XCKMR (Metal) Limit Switches



For Hoisting & material handling Application
 3 Cable Entry

Type of Operator	Contact Type	Cable Entry	Reference	Unit MRP [₹]
With Cruciform metal rod	2x2 pole NC + NC Staggered	M20 x 1.5	XCKMR54D1H29 <input checked="" type="checkbox"/>	11691
With Cruciform metal rod	2x2 pole NC + NC Staggered	PG 13 Cable Gland	XCKMR54D1 <input checked="" type="checkbox"/>	13244

XCKVR (Plastic) Limit Switch



Type of Operator	Contact Type	Cable Entry	Reference	Unit MRP [₹]
With cruciform metal rod	2x2 pole NC+NC staggered	M20x1.5	XCKVR54D1H29 <input checked="" type="checkbox"/>	5038

Conveyor Belt Shift Monitoring Switches



Type of Operator	Tripping Angle	Reference	Unit MRP [₹]
Spring return roller zinc plated steel with lever for corrosive atmosphere	10° fault signalling 18° stopping of the conveyor belt	XCRT115	19556
Spring return roller stainless steel with lever	10° fault signalling 18° stopping of the conveyor belt	XCRT215	41983
Spring Return steel roller lever	23° Stopping of the Conveyor Belt (1 C/O)	XCKJ105217H29	4636

- Note:**
- Accuracy = 0.05 mm
 - 3 cable entries tapped for CM10 cable glands

Please contact Customer Care Center for Stockable and Non stockable status of references.

NORMAL STOCK ITEMS

W.E.F. June 1, 2021

XCKM.LC Metal



1NO + 1NC Snap action
 10 millions operations
 Heavy Duty Oil tight IP66, IK05

Operation type	Connection	Reference	Unit MRP [₹]
Metal end plunger	Pg11	XCKM110LC	2652
Metal end plunger	M20	XCKM110H29LC	2864
Steel roller plunger	PG11	XCKM102LC	2652
Steel roller plunger	M20	XCKM102H29LC	2864
Steel roller lever	Pg11	XCKM116LC	1910
Steel roller lever	M20	XCKM116H29LC	2334
Steel roller lever Horizontal actuation	Pg11	XCKM2023LC	1910
Steel roller lever Horizontal actuation	M20	XCKM2023H29LC	1383

XCKJ.LC



1NO + 1NC
 Snap action
 10 million operations
 Heavy Duty Oil Tight to IK07, IP66, IP67

Operation Type	Connection	Reference	Unit MRP [₹]
Metal end plunger	M20	XCKJ161H29LC	2072
Metal end plunger	Pg 13.5	XCKJ161LC	1834
Steel roller plunger	M20	XCKJ167H29LC	1891
Steel roller plunger	Pg 13.5	XCKJ167LC	1891
Thermoplastic roller lever	M20	XCKJ10511H29LC	2584
Thermoplastic roller lever	Pg13.5	XCKJ10511LC	1848
Steel roller lever	M20	XCKJ10513H29LC	1786
Steel roller lever	Pg13.5	XCKJ10513LC	1769
Var.length Thermoplastic roller lever	M20	XCKJ10541H29LC	2194
Var.length Thermoplastic roller lever	Pg13.5	XCKJ10541LC	2194
Polyamide 6 mm rod lever	M20	XCKJ10559H29LC	2039
Polyamide 6 mm rod lever	Pg.13.5	XCKJ10559LC	2456
Var.length Steel roller lever	M20	XCKJ10543H29LC	1848
Var.length Steel roller lever	Pg13.5	XCKJ10543LC	1687

XCK-T Thermoplastic



Conforming to IEC 947-5-1
 Degree of Protection - IP 653
 Double insulated
 Class II conforming to IEC 536
 15 Million Mechanical durability
 1 NO+1 NC 2 pole snap action contacts with positive opening

Description	Reference	Unit MRP [₹]
Steel roller plunger - 1 NC + 1 NO	XCKT2102G11	1902
Steel end plunger - 1 NC + 1 NO	XCKT2110G11	2273
Delrin - roller lever plunger, horizontal direction - 1 NC + 1 NO	XCKT2121G11	1902

Note : 2 tapped entries for size 11 cable glands
 (1) Adjustable through 360° in 5 steps

Please contact Customer Care Center for Stockable and Non stockable status of references.

NORMAL STOCK ITEMS

W.E.F. June 1, 2021

Wireless and Batteryless OsiSense XCMW



Uses Zigbee® protocol for best-in-class communication performance
 Up to 100m distance in open field
 Up to 32 transmitters per receiver (ZBRRC and ZBRRD receivers)
 Top performance with access point receiver:
 • Through Modbus serial
 • Through Modbus/TCP protocol

Operation	Reference	Unit MRP [₹]
Metal end plunger	XCMW110	On Request
Steel roller plunger	XCMW102	On Request
Thermoplastic roller lever	XCMW115	On Request
Steel roller lever	XCMW116	On Request
Variable length thermoplastic roller lever	XCMW145	On Request

XZBW, universal wireless solution for sensors



Brings wireless transmission to any standard sensor or switch.
 Savings on cables, cable tray & related maintenance costs.
 Compatible with any type of PNP/ NPN or contact sensor
 One digital input per emitter
 Connect up to two emitters per receiver

Operation	Reference	Unit MRP [₹]
Wireless transmitter for sensors and switches	XZBWE112A24	On Request
Programmable receiver - 4 PNP - 200 mA - 24 V DC - 2 pusbuttons - 6 LEDs	XZBWR2STT24	On Request

Safety Detection Solution



Guard Switch, Actuator Operated
 Plastic, Turret Head
 Mechanical Durability = >1 Million operating cycle
 NC contact with positive opening

Operation	Cable Entry	Reference	Unit MRP [₹]
3 Pole NC+ NC + NO - Snap Action	Pg 11	XCSPA491	3490
2 Pole NC + NO - Break Before Make, Slow Break	Pg 11	XCSPA591	2648
2 Pole NC + NO - Break Before Make, Slow Break	½" NTP	XCSPA592 <input checked="" type="checkbox"/>	2155
2 Pole NC + NC - Slow Break	Pg 11	XCSPA791	2377
2 Pole NC + NC - Slow Break	½" NTP	XCSPA792	2603
3 Pole NC+ NO + NO - Slow Break (2NO Staggered)	Pg11	XCSTA591 <input checked="" type="checkbox"/>	3231

Please contact Customer Care Center for Stockable and Non stockable status of references.

NORMAL STOCK ITEMS

W.E.F. June 1, 2021

XCS LE /LF Safety Solenoid Interlock



Body Type	Contacts	Voltage	Locking	Reference	Unit MRP [₹]
Metal	NO + NC	24V AC/DC	On de-energisation	XCSLF2525312	19045
Plastic	NO + NC	24V AC/DC	On de-energisation	XCSLE2525312 <input checked="" type="checkbox"/>	14667
Plastic	NC + NC + NO	24V AC/DC	On de-energisation	XCSLE3737312	17750

XCSDM Safety coded Magnetic Switch



Contact*	Body Size	Connection	Reference	Unit MRP [₹]
2-pole 1 NC + 1 NO (staggered)	Compact 51 x 16 x 7	2m Cable	XCSDMC5902 <input checked="" type="checkbox"/>	5118
2-pole 1 NO + 1 NO (staggered)	Compact 51 x 16 x 7	2m Cable	XCSDMC7902	5620
2-pole 1 NC + 1 NO (staggered)	Standard 88 x 25 x 13	2m Cable	XCSDMP5902	4091
2-pole 1 NO + 1 NO (staggered)	Standard 88 x 25 x 13	2m Cable	XCSDMP7902	4522
3-pole 1 NC + 1 NO + 1 NO (staggered)	Standard 88 x 25 x 13	M12 Connector	XCSDMP700L01M12	10763
3-pole 1 NC + 1 NO + 1 NO (staggered)	Standard 88 x 25 x 13	M12 Connector	XCSDMP701L01M12	7488
2-pole 1 NC + 1 NO (staggered)	Cylindrical D=30, L= 38.5	M12 Connector	XCSDMR590L01M12	6782

Please contact Customer Care Center for Stockable and Non stockable status of references.

NORMAL STOCK ITEMS

W.E.F. June 1, 2021

Specifications: Metal/Plastic Body, Precabled, Universal M8, M12 connector, Sensing Distance: Upto 15 mm

[Sn] nominal sensing distance	Sensor design	Discrete output function	Discrete Output type	Reference	Unit MRP [₹]
Three Wire Metal 12-24V DC, Flush Mountable - Threaded					
1.5mm	M8	1 NO	NPN	XS108BLNAL2	1565
			PNP	XS108BLPAL2 <input checked="" type="checkbox"/>	1293
				XS108BLPAM12 <input checked="" type="checkbox"/>	1389
				XS108BLPAM8	1415
Three Wire Metal 12-24V DC, Non Flush Mountable - Threaded					
2.5mm	M8	1 NO	NPN	XS208BLNAL2 <input checked="" type="checkbox"/>	1782
			PNP	XS208BLPAL2 <input checked="" type="checkbox"/>	1798
				XS208BLPAM12	2645
Three Wire Metal 12-24V DC, Flush Mountable - Threaded					
2mm	M12	1NC	PNP	XS112BLPBL2 <input checked="" type="checkbox"/>	2213
			NPN	XS112BLNAL2 <input checked="" type="checkbox"/>	1189
		1 NO	NPN	XS112BLNAM12	1510
			PNP	XS112BLPAL2 <input checked="" type="checkbox"/>	1141
			PNP	XS112BLPAM12 <input checked="" type="checkbox"/>	1108

Specifications : Metal/Plastic Body, Precabled, Universal M8, M12 connector, Sensing Distance: Upto 15mm

[Sn] nominal sensing distance	Sensor design	Discrete output function	Discrete Output type	Reference	Unit MRP [₹]
Two Wire - 12-240V AC Metal, Flush Mountable - Threaded					
Three Wire Metal 12-24V DC, Non Flush Mountable - Threaded					
4 mm	M12	1 NC	NPN	XS212BLNBL2 <input checked="" type="checkbox"/>	1518
			PNP	XS212BLPBL2 <input checked="" type="checkbox"/>	1650
			1 NO	NPN	XS212BLNAL2
		NPN		XS212BLNAM12	1901
		PNP		XS212BLPAL2 <input checked="" type="checkbox"/>	1224
		PNP		XS212BLPAL5	1620
		PNP	XS212BLPAM12	1431	
Three Wire Metal 12-24V DC, Flush Mountable - Threaded					
5 mm	M18	1NC	PNP	XS118BLPBL2	1827
			NPN	XS118BLNAL2 <input checked="" type="checkbox"/>	1431
				XS118BLNAM12	1930
		1 NO	PNP	XS118BLPAL2 <input checked="" type="checkbox"/>	1286
			PNP	XS118BLPAL5	2578
				XS118BLPAM12 <input checked="" type="checkbox"/>	1845
Three Wire Metal 12-24V DC, Non Flush Mountable - Threaded					
8 mm	M18	1 NO	NPN	XS218BLNAL2 <input checked="" type="checkbox"/>	1250
				XS218BLNAM12	1887
			PNP	XS218BLPAL2 <input checked="" type="checkbox"/>	1224
				XS218BLPAL5	1620
				XS218BLPAM12 <input checked="" type="checkbox"/>	1370

Please contact Customer Care Center for Stockable and Non stockable status of references.

NORMAL STOCK ITEMS

W.E.F. June 1, 2021

Specifications : Metal/Plastic Body, Precabled, Universal M8, M12 connector, Sensing Distance: Upto 15mm

[Sn] Nominal sensing distance	Sensor design	Discrete Output function	Discrete Output type	Reference	Unit MRP [₹]
Three Wire Metal 12-24V DC, Flush Mountable - Threaded					
10mm	M30	1NC	PNP	XS130BLPBL2	2462
		1 NO	NPN	XS130BLNAL2 <input checked="" type="checkbox"/>	2387
			PNP	XS130BLPAL2 <input checked="" type="checkbox"/>	1399
				XS130BLPAM12	2445
Three Wire Metal 12-24V DC, Non Flush Mountable - Threaded					
15mm	M30	1NC	PNP	XS230BLPBL2	1561
		1 NO	NPN	XS230BLNAL2	2177
			PNP	XS230BLPAL2 <input checked="" type="checkbox"/>	1360
				XS230BLPAL5	2344
				XS230BLPAM12	2462

Note :

1. L2 stands for sensors with 2m cable
2. L5 stands for sensors with 5m cable
3. L10 stands for sensors with 10m cable
4. M8 & M12 stand for universal connectors.
5. Connectors to be ordered separately.

Please contact Customer Care Center for Stockable and Non stockable status of references.

NORMAL STOCK ITEMS

W.E.F. June 1, 2021

Extended Sensing Range

[Sn] Nominal sensing distance	Sensor design	Discrete Output function	Discrete Output type	Reference	Unit MRP [₹]
Three Wire Metal 10-36V DC, Flush Mountable - Threaded					
2.5 mm (Length 51 mm)	M8	1 NO	PNP	XS608B1PAL2	4332
2.5 mm (Length 51 mm)	M8	1 NO	PNP	XS608B1PAM12 <input checked="" type="checkbox"/>	4066
4 mm (Length 53 mm)	M12	1 NO	PNP	XS612B1PAL2 <input checked="" type="checkbox"/>	3595
4 mm (Length 53 mm)	M12	1 NO	PNP	XS612B1PAM12 <input checked="" type="checkbox"/>	3068
8 mm (Length 62 mm)	M18	1 NO	PNP	XS618B1PAL2 <input checked="" type="checkbox"/>	4121
8 mm (Length 62 mm)	M18	1 NO	PNP	XS618B1PAM12 <input checked="" type="checkbox"/>	3756
15 mm (Length 62 mm)	M30	1 NO	PNP	XS630B1PAL2 <input checked="" type="checkbox"/>	4919
15 mm (Length 62 mm)	M30	1 NO	PNP	XS630B1PAM12 <input checked="" type="checkbox"/>	4673
Three Wire Metal 12-24V DC, Flush Mountable - Threaded					
4 mm	M12	1 NO	PNP	XS112B3PAL2	2556
				XS112B3PAM12 <input checked="" type="checkbox"/>	2115
Three Wire Metal 12-24V DC, Flush Mountable - Threaded					
8 mm	M18	1 NO	PNP	XS118B3PAL2	2959
				XS118B3PAM12	3625
8 mm	M18	1 NO	PNP	XS118B3PAL2	2959
				XS118B3PAM12	3625
Three Wire Metal 12-24V DC, Flush Mountable - Threaded					
15 mm	M30	1 NO	PNP	XS130B3PAM12	3110

Multi Current/Multi Voltage sensor for AC/DC Application

2 Wire, Supply voltage 20...264 LED Out Put State Indicator

[Sn] Nominal sensing distance	Sensor design	Discrete Output function	Reference	Unit MRP [₹]
4 mm	M12	NO	XS612B1MAL2 <input checked="" type="checkbox"/>	7071
8 mm	M18	NO	XS618B1MAL2 <input checked="" type="checkbox"/>	5045
15 mm	M30	NO	XS630B1MAL2 <input checked="" type="checkbox"/>	5487

Multi Current/Multi voltage Sensor for AC/DC Application
 2 wire connection
 Supply voltage 20...264 V

Flush-Non flush mountable via teach mode

25 mm	40 x 40 x 15	AC/DC NO	XS8C1A1MAL2	10148
60 mm	80 x 80 x 26	AC/DC NO	XS8D1A1MAL2	15108

Speed Rotation Monitoring Proximity Switches

[Us] Rated Supply voltage	Switching capacity	Wiring technique	[Sn] Sensing distance	Operating zone	Adjustable Freq. Impulse/min	Reference	Unit MRP [₹]
24...210 V DC 24...240 V AC 50/60 Hz	5...200 mA DC 5...350 mA AC	2-wire AC/DC	10 mm	0...8 mm	6...150	XSAV11801 <input checked="" type="checkbox"/>	14079
					120...3000	XSAV12801 <input checked="" type="checkbox"/>	23237
12...48 V DC	≤ 200 mA overload and short-circuit protection	3-wire DC PNP	10 mm	0...8 mm	6...150	XSAV11373 <input checked="" type="checkbox"/>	19580
					120...3000	XSAV12373 <input checked="" type="checkbox"/>	15664

Accessories

Description	Sensor Design	Reference	Unit MRP [₹]
Fixing for cylindrical sensor	m18	XSZB118	781

Please contact Customer Care Center for Stockable and Non stockable status of references.

NORMAL STOCK ITEMS

W.E.F. June 1, 2021

XS Flat Type [Inductive Sensors]

Rated Supply voltage-12...24V DC



Description	Output Function	Switching capacity in mA	[Sn] Sensing distance	Reference	Unit MRP [₹]
Flat form 40x40x15	PNP [NO], 3-wire	<=100 mA	Flush-15mm	XS7C1A1PAL2	4155
Flat form 80x80x26	PNP [NO], 3-wire	<=100 mA	Flush-40mm	XS7D1A1PAL2	5777
Flat form 40x40x15	PNP [NO], 3-wire	<=200mA	Non-Flush-25mm	XS8C1A1PAL2	15670
Flat form 80x80x26	PNP [NO], 3-wire	<=200mA	Non-Flush-60mm	XS8D1A1PAL2	9845



XS Cubic C2 Form



XS Turret Form

Sensing range	Output	Connection	Reference	Unit MRP [₹]
XS Cubic C2 Form				
15mm	1 NO	Terminal	XS7C2A1PAM12	3418
20mm	1 NO + 1NC	Terminal	XS8C2A1PCM12	4332
40mm	1 NO + 1NC	Terminal	XS8C2A4PCM12 <input checked="" type="checkbox"/>	4979
XS Turret Form				
15 mm	1NO + 1 NC programmable	Terminals	XS7C4A1DPG13	6118
15 mm	1NO + 1 NC programmable	Terminals	XS7C4A1MPG13 <input checked="" type="checkbox"/>	6919
20mm	1NO+ 1NC	Terminals	XS8C4A1PCG13 <input checked="" type="checkbox"/>	6084
20mm	1NO+ 1NC	Terminals	XS8C4A1PCP20	7514
20mm	1NO + 1 NC programmable	Terminals	XS8C4A1DPG13	14329
20mm	1NO + 1 NC programmable	Terminals	XS8C4A1MPG13	9724
20mm	1NO + 1 NC programmable	Terminals	XS8C4A1MPP20	7779
20mm	1NO + 1 NC programmable	Terminals	XS8C4A1MPG13	9724

XT Capacitive sensor

Sensing range	Output	Connection	Reference	Unit MRP [₹]
8mm	1 NO	2M Cable	XT218A1PAL2	4175
8mm	1NC + NO	M12 Connector	XT218A1PCM12 <input checked="" type="checkbox"/>	4144
15mm	1NO	2M Cable	XT230A1PAL2 <input checked="" type="checkbox"/>	4561
15mm	1NO + 1 NC	M12 connector	XT230A1PCM12	4278

Please contact Customer Care Center for Stockable and Non stockable status of references.

NORMAL STOCK ITEMS

W.E.F. June 1, 2021

OsiSense Ultasonic XX



3 wire connection
Supply voltage 10-28 V DC
Plastic case

[Sn] Nominal Sensing Distance	Sensor Design	Discrete Output Function	Reference	Unit MRP [₹]
50 cm	M18	PNP NO	XX518A3PAM12	12960
1 m	M30	PNP NO	XX6V3A1PAM12 <input checked="" type="checkbox"/>	15679

Sensors with analogue output for DC application

4 wire connection
Supply voltage 10..28 V DC
M12 Connector
Plastic Case

8 m	M30	4..20 mA	XX930A3A2M12	37110
-----	-----	----------	--------------	-------

OsiSense XX



Ultrasonic Sensor for monitoring 2 levels

Sensing Distance	Output	Connection	Reference	Unit MRP [₹]
0.5m	PNP [NO]	M12	XX218A3PHM12	14797



Connector Type	Connection	Shape	Length	Reference	Unit MRP [₹]
----------------	------------	-------	--------	-----------	--------------

Osi Sense XZ PUR cable
 Industrial high end use
 Nominal Current 4A
 Matt Black Colour
 Operation temperature -35 .. +90OC
 IP 67

PUR Pre-wired connector	M8, 3 pins	Straight	2m	XZCP0566L2	886
PUR Pre-wired connector	M8, 3 pins	Straight	5m	XZCP0566L5	1143
PUR Pre-wired connector	M8, 3 pins	Elbowed	5m	XZCP0666L5	1276
PUR Pre-wired connector	M8, 4 pins	Straight	2m	XZCP0941L2	1021
PUR Pre-wired connector	M8, 4 pins	Straight	5m	XZCP0941L5	1276
PUR Pre-wired connector	M8, 4 pins	Elbowed	2m	XZCP1041L2	1021
PUR Pre-wired connector	M8, 4 pins	Elbowed	5m	XZCP1041L5	1276
PUR Pre-wired connector	M12, 4 pins	Straight	2m	XZCP1141L2 <input checked="" type="checkbox"/>	852
PUR Pre-wired connector	M12, 4 pins	Straight	5m	XZCP1141L5 <input checked="" type="checkbox"/>	1332
PUR Pre-wired connector	M12, 4 pins	Elbowed	2m	XZCP1241L2 <input checked="" type="checkbox"/>	902
PUR Pre-wired connector	M12, 4 pins	Elbowed	5m	XZCP1241L5 <input checked="" type="checkbox"/>	1587

Osi Sense XZ PVC Cable
 ● General use
 ● Nominal Current 3A
 ● Grey Colour
 ● Operating temperature -25..+80°C
 ● IP 65

PVC Pre-wired connector	M8, 3 pins	Straight	2m	XZCPV0566L2	796
PVC Pre-wired connector	M8, 3 pins	Straight	5m	XZCPV0566L5	812
PVC Pre-wired connector	M8, 3 pins	Elbowed	5m	XZCPV0666L5	1221
PVC Pre-wired connector	M8, 4 pins	Straight	2m	XZCPV0941L2 <input checked="" type="checkbox"/>	765
PVC Pre-wired connector	M8, 4 pins	Straight	5m	XZCPV0941L5	1377
PVC Pre-wired connector	M8, 4 pins	Elbowed	5m	XZCPV1041L5	962
PVC Pre-wired connector	M12, 4 pins	Straight	2m	XZCPV1141L2 <input checked="" type="checkbox"/>	597
PVC Pre-wired connector	M12, 4 pins	Straight	5m	XZCPV1141L5 <input checked="" type="checkbox"/>	777
PVC Pre-wired connector	M12, 4 pins	Elbowed	2m	XZCPV1241L2 <input checked="" type="checkbox"/>	681
PVC Pre-wired connector	M12, 4 pins	Elbowed	5m	XZCPV1241L5 <input checked="" type="checkbox"/>	761

Osi Sense XZ Connector
 ● Protection IP67
 ● Connection Type Screw Threaded

Male connector	M12, 4 Pin	Straight		XZCC12MDM40B	480
Male connector	M12, 4 Pin	Elbowed		XZCC12MCM40B	526
Male connector	M12, 5 Pin	Straight		XZCC12MDM50B	1063
Male connector	M12, 5 Pin	Elbowed		XZCC12MCM50B	1063
Female connector	M12, 4 Pin	Straight		XZCC12FDM40B	471
Female connector	M12, 4 Pin	Elbowed		XZCC12FCM40B <input checked="" type="checkbox"/>	480

Please contact Customer Care Center for Stockable and Non stockable status of references.

NORMAL STOCK ITEMS

W.E.F. June 1, 2021

Industrial PC and Displays



- Our comprehensive Magelis iPC range offers industrial PCs for improved productivity and an enhanced user experience. Choose the right industrial PC for your environment, from our wide range and be confident that they are designed to last

Product description	Reference	Unit MRP [€]
Box PC Perf. HDD DC Win 8.1 2 slots	HMIBMPHI74D2801	On Request
Box PC Perf. HDD DC Win 8.1 4 slots	HMIBMPHI74D4801	On Request
Box PC Perf. SSD DC Win 7 4 slots	HMIBMPSI74D470L	On Request
Box PC Perf. SSD DC Win 8.1 4 slots	HMIBMPSI74D4801	On Request
Box PC Univ. DC Base unit 4Gb 2 slots	HMIBMU0I29D2001	On Request
Box PC Universal CFast DC WES 2 slots	HMIBMU0I29D2W01	On Request
Box PC Universal HDD DC Win 8.1 2 slots	HMIBMUHI29D2801	On Request
Box PC Universal HDD DC Win 8.1 4 slots	HMIBMUHI29D4801	On Request
Box PC Universal SSD DC Win 8.1 2 slots	HMIBMUSI29D2801	On Request
S-BOX PC Optimized CFlash DC 1 slot	HMIBSOCND1E01	On Request
S-BOX PC Universal No OS DC 1 slot	HMIBSUOND1001	On Request
S-BOX PC Universal CFast DC 1 slot	HMIBSUCND1W01	On Request
S-BOX PC Universal SSD DC 1 slot	HMIBSUSND1W01	On Request
Box PC Universal Hard Disk DC 2 slots	HMIBUHND2P01	On Request
iDisplay monitor 12" Touch DC DVI	HMIDID64DTD1	On Request
iDisplay monitor 15" Touch DC DVI	HMIDID73DTD1	On Request
Display PC 4:3 12" single t. for HMIBM	HMIDM6421	On Request
Display PC Wide 12" multi-t. for HMIBM	HMIDM6521	On Request
Display PC 4:3 15" single t. for HMIBM	HMIDM7421	On Request
Display PC Wide 15" multi-t. for HMIBM	HMIDM7521	On Request
Display PC Wide 19" multi-t. for HMIBM	HMIDM9521	On Request
Display PC Wide 22" multi-t. for HMIBM	HMIDMA521	On Request
Enclosed PC Perf. W19 DC - Base unit	HMIPPEP0952D1001	On Request
Enclosed PC Perf. SSD W19 DC Win 8.1	HMIPPEPS952D1801	On Request
Panel PC 12" Performance - Base unit	HMIPPO6D0001	On Request
Panel PC Perform. SSD 12" AC 2 slots	HMIPPF6A2701	On Request
Panel PC Perform. F.Disk 15" AC 2 slots	HMIPPF7A2701	On Request
Panel PC Perform. HDD 12" AC 2 slots	HMIPPH6A2701	On Request
Panel PC Perform. H.Disk 15" AC 0 slot	HMIPPH7A0701	On Request
Panel PC Perf 15" stainless HDD AC 2 slt	HMIPRH7A2701	On Request
S-Panel PC Optimized W10 DC - Base unit	HMIPSO0552D1001	On Request
S-Panel PC Optimized W15 DC - Base unit	HMIPSO0752D1001	On Request
S-Panel PC Optimized CFast W15 DC WES	HMIPSOC752D1W01	On Request
S-Panel PC Optimized HDD W10 DC Win 8.1	HMIPSOH552D1801	On Request
S-Panel PC Optimized HDD W15 DC Win 8.1	HMIPSOH752D1801	On Request
S-Panel PC Optimized SSD W10 DC Win 8.1	HMIPSO5552D1801	On Request
S-Panel PC Optimized SSD W15 DC Win 8.1	HMIPSO5752D1801	On Request
S-Panel PC Performance W15 DC -Base unit	HMIPSP0752D1001	On Request
S-Panel PC Performance W19 DC -Base unit	HMIPSP0952D1001	On Request
S-Panel PC Perf. CFast W15 DC WES	HMIPSPC752D1W01	On Request
S-Panel PC Perf. CFast W19 DC WES	HMIPSPC952D1W01	On Request
S-Panel PC Performance HDD W15 DC Win8.1	HMIPSPH752D1801	On Request
S-Panel PC Performance HDD W19 DC Win8.1	HMIPSPH952D1801	On Request
S-Panel PC Performance SSD W15 DC Win8.1	HMIPSPS752D1801	On Request
S-Panel PC Performance SSD W19 DC Win8.1	HMIPSPS952D1801	On Request
Panel PC Univ 15" stainless HDD DC 2 slt	HMIPTH7D2P01	On Request
Panel PC 12" Universal - Base unit	HMIPU06D0001	On Request
Panel PC Universal CFast 12" AC 0 slot	HMIPUC6A0E01	On Request
Panel PC Universal CFast 12" DC 0 slot	HMIPUC6D0E01	On Request
Panel PC Universal SSD 12" AC 0 slot	HMIPUF6A0701	On Request
Panel PC Universal SSD 12" DC 0 slot	HMIPUF6D0701	On Request
Panel PC Universal HDD 12" AC 0 slot	HMIPUH6A0701	On Request
Panel PC Universal HDD 12" DC 0 slot	HMIPUH6D0701	On Request
Panel PC Univ. H.Disk 15" DC 2 slots	HMIPUH7D2P01	On Request
Panel PC Universal H.Disk 19" AC 0 slot	HMIPUH9A0P01	On Request
Panel PC Universal H.Disk 19" AC 2 slots	HMIPUH9A2P01	On Request
Panel PC Univ. H.Disk 19" DC 2 slots	HMIPUH9D2P01	On Request
Panel PC Optimum Compact Flash 15" DC	HMIPWC7D0E01	On Request

Please contact Customer Care Center for Stockable and Non stockable status of references.

NORMAL STOCK ITEMS

W.E.F. June 1, 2021

RACK IPC

Product description	Reference	Unit MRP [₹]
Rack PC 2U Optimized HDD AC 3 slots	HMIRSOHPA3W01	On Request
Rack PC 4U Performance SSD AC 6 slots	HMIRSPFXA6701	On Request
Rack PC 4U Perf. SSD AC redund. 6 slots	HMIRSPFXR6702	On Request
Rack PC 4U Performance HDD AC 6 slots	HMIRSPHXA6701	On Request
Rack PC 4U Perf. HDD AC 6 slots PES	HMIRSPHXA67P1	On Request
Rack PC 4U Perf. HDD AC 6 slots server	HMIRSPSXR6S01	On Request
Rack PC 4U Perf. HDD AC 6 slots server	HMIRSPSXR6T01	On Request
Rack PC 2U Universal HDD AC 3 slots	HMIRSUH3A3701	On Request
Rack PC 2U Universal SSD AC 3 slots	HMIRSUS3A3701	On Request
Vijeo XD RT, printed	HMIRTWCZLSPMZZ	On Request
Rack PC 2U Optim. HDD AC 3 slots No OS	HMIRXOHC3001	On Request
Rack PC 2U Optimized HDD AC 3 slots	HMIRXOHC3W01	On Request

Magelis GTU



- High performance modular HMI
- Modular HMI with smartphone-like interface and Wireless technology: Unmatched comfort of use without compromise on performance and openness

Product description	Reference	Unit MRP [₹]
7W Touch Advanced Display WVGA	HMIDT351	On Request
10.4 Touch Smart Display SVGA	HMIDT542	On Request
10W Touch Advanced Display WXGA	HMIDT551	On Request
12.1 Touch Smart Display XGA	HMIDT642	On Request
12W Touch Advanced Display WXGA	HMIDT651	On Request
15 Touch Smart Display XGA	HMIDT732	On Request
HMIDT732 Coated	HMIDT732FC	On Request
15W Touch Smart Display FWXGA	HMIDT752	On Request
19W Touch Smart Display FWXGA	HMIDT952	On Request
Premium BOX for Universal Panel	HMIG3U	On Request
HMIG3U Coated	HMIG3UFC	On Request
Open BOX for Universal Panel	HMIG5U	On Request
Open BOX for Universal Panel	HMIG5U2	On Request
Magelis GTU Open BOX for Vijeo XL	HMIG5UL8A	On Request

Magelis SCU



- Cut out free HMI controller
Magelis SCU controller delivers adequate functionality for control of small machines and simple processes, while saving up to 30% in installation and ownership costs

Product description	Reference	Unit MRP [₹]
3.5 Small Controller Panel For Machine	HMISCU6A5	On Request
3.5 Small Controller Panel For Process	HMISCU6B5	On Request
5.7 Small Controller Panel For Machine	HMISCU8A5	On Request
5.7 Small Controller Panel For Porcess	HMISCU8B5	On Request

Please contact Customer Care Center for Stockable and Non stockable status of references.

NORMAL STOCK ITEMS

W.E.F. June 1, 2021

HMI Panels with Optimised Features



Product description	Reference	Unit MRP ₹
5.7 Keypad Panel QVGA-TFT	HMIGK2310	On Request
10.4 Keypad Panel VGA-TFT	HMIGK5310	On Request
3.5 Color Touch Panel QVGA-TFT	HMIGTO1300	On Request
3.5 Color Touch Panel QVGA-TFT	HMIGTO1310	On Request
5.7 Color Touch Panel QVGA-TFT	HMIGTO2300	On Request
5.7 Color Touch Panel QVGA-TFT	HMIGTO2310	On Request
5.7 Color Touch Panel QVGA Stainless	HMIGTO2315	On Request
7.0 Color Touch Panel WVGA-TFT	HMIGTO3510	On Request
7.5 Color Touch Panel VGA-TFT	HMIGTO4310	On Request
10.4 Color Touch Panel VGA-TFT	HMIGTO5310	On Request
HMIGTO5310 coated and logo removed	HMIGTO5310FCW	On Request
HMIGTO5310 logo removed	HMIGTO5310FW	On Request
10.4 Color Touch Panel VGA Stainless	HMIGTO5315	On Request
12.1 Color Touch Panel SVGA-TFT	HMIGTO6310	On Request
HMIGTO6310 Coated	HMIGTO6310FC	On Request
12.1 Color Touch Panel SVGA Stainless	HMIGTO6315	On Request
STU rear module	HMIS5T	On Request
STU 3in5 front module	HMIS65	On Request
STU3in5 front module w/o mark on overlay	HMIS65W	On Request
STU 5in7 front module	HMIS85	On Request
STU5in7 front module w/o mark on overlay	HMIS85W	On Request
REAR MODULE SMALL CONTROLLER MACHINE	HMISAC	On Request
REAR MODULE SMALL CONTROLLER PROCESS	HMISBC	On Request
TOUCH PANEL SCREEN 3"4 MONOCHROME G/O/R	HMISTO511	On Request
TOUCH PANEL SCREEN 3"4 MONOCHROME W/P/R	HMISTO512	On Request
Touch Panel Screen 3"4 Mono ETH G/O/R	HMISTO531	On Request
Touch Panel Screen 3"4 Mono ETH W/P/R	HMISTO532	On Request
4.3" touch panel screen RS232C	HMISTO705	On Request
4.3" touch panel screen RS232C/485	HMISTO715	On Request
4.3" touch panel screen Ethernet	HMISTO735	On Request
Customized STO735	HMISTO735AG	On Request
Touch Panel Screen 3"5 Color	HMISTU655	On Request
STU 3in5 without marking on overlay	HMISTU655W	On Request
Touch Panel Screen 5"7 Color	HMISTU855	On Request
STU 5in7 without marking on overlay	HMISTU855W	On Request

Magelis Easy GXU



- Reliable and cost-effective touch-screen terminals
Tailored to meet the challenges faced by new economies:
<001F> t for purpose at affordable prices with no compromise on ease of use, robustness, and availability.

Product description	Reference	Unit MRP ₹
GXU Touch Panel, 7"W TFT, SL only	HMIGXU3500	On Request
GXU Touch Panel, 7"W TFT, SL + ETH	HMIGXU3512	On Request
GXU Touch Panel, 10"W TFT, SL only	HMIGXU5500	On Request
GXU Touch Panel, 10"W TFT, SL + ETH	HMIGXU5512	On Request

Please contact Customer Care Center for Stockable and Non stockable status of references.

NORMAL STOCK ITEMS

W.E.F. June 1, 2021

Magelis Easy GXU



- EcoStruxure™ Operator Terminal Expert
Touchscreen configuration software with the latest UI design and gestures
EcoStruxure Operator Terminal Expert™ (formerly known as Vijeo XD)
configuration software enables you to create and edit application Magelis HMIs and iPCs screens
EcoStruxure™ Machine SCADA Expert
Lite SCADA for line management
Vijeo Designer
Configuration software for the complete HMI range
HMI configuration software
EcoStruxure Machine SCADA Expert (formerly known as Vijeo XL) is a powerful software for developing HMI, SCADA, OEE and Dashboard projects dedicated to Line Management & Lite Supervision applications to run in Magelis Industrial PC and GTU Open Box. The bundle offer «Magelis Industrial PC and GTU Open Box» saves you time and resources on validation of hardware, software and OS.

Vijeo XD

Product description	Reference	Unit MRP [₹]
Vijeo XD Pro License	HMIPELCZLSPMZZ	On Request
Vijeo XD Pro License Vendor	HMIPELVZLSPMZZ	On Request
Vijeo XD Pro License Vendor	HMIPELVZLSPMZZ	On Request

EcoStruxure™ Machine SCADA Expert

Product description	Reference	Unit MRP [₹]
Vijeo XL 1.5K 3rd-PC RT License	HMIVXL3PRT1KLV80	On Request
Vijeo XL 32K 3rd-PC RT License	HMIVXL3PRT32KLV80	On Request
Vijeo XL 4K 3rd-PC RT License	HMIVXL3PRT4KLV80	On Request
Vijeo XL 64K 3rd-PC RT License	HMIVXL3PRT64KLV80	On Request
Upgrade License 3rd-PC RT 4K to 32K	HMIVXL3PUG32KRT	On Request
Upgrade License 3rd-PC RT 1.5K to 4K	HMIVXL3PUG4KRT	On Request
Upgrade License 3rd-PC RT 32K to 64K	HMIVXL3PUG64KRT	On Request
Vijeo XL BT DVD 1.5K	HMIVXLBT1KDV80	On Request
Vijeo XL BT License 1.5K	HMIVXLBT1KLV80	On Request
Vijeo XL 32K BT DVD	HMIVXLBT32KDV80	On Request
Vijeo XL 32K BT License	HMIVXLBT32KLV80	On Request
Vijeo XL BT DVD 4K	HMIVXLBT4KDV80	On Request
Vijeo XL BT License 4K	HMIVXLBT4KLV80	On Request
Vijeo XL BT DVD 64K	HMIVXLBT64KDV80	On Request
Vijeo XL BT License 64K	HMIVXLBT64KLV80	On Request
FactoryTalk Import Wizard	HMIVXLFTTK	On Request
Vijeo XL MA License 4	HMIVXLMA4LV80	On Request
Vijeo XL MA License 8	HMIVXLMA8LV80	On Request
PanelBuilder Import Wizard	HMIVXLPBTK	On Request
PanelMate Import Wizard	HMIVXLPMTK	On Request
Vijeo XL RT License 1.5K	HMIVXLRT1KLV80	On Request
Vijeo XL 32K RT License	HMIVXLRT32KLV80	On Request
Vijeo XL RT License 4K	HMIVXLRT4KLV80	On Request
Vijeo XL RT License 64K	HMIVXLRT64KLV80	On Request
Secure Viewer 4 License	HMIVXLSV4LV80	On Request
Upgrade License BT 4K to 32K	HMIVXLUG32KBT	On Request
Upgrade License RT 4K to 32K	HMIVXLUG32KRT	On Request
Upgrade License BT 1.5K to 4K	HMIVXLUG4KBT	On Request
Upgrade License RT 1.5K to 4K	HMIVXLUG4KRT	On Request
Upgrade License BT 32K to 64K	HMIVXLUG64KBT	On Request
Upgrade License RT 32K to 64K	HMIVXLUG64KRT	On Request
Upgrade License MA 4 to 8	HMIVXLUG8MA	On Request
Vijeo XL USB Hard key	HMIVXLUSBL	On Request

Please contact Customer Care Center for Stockable and Non stockable status of references.

NORMAL STOCK ITEMS

W.E.F. June 1, 2021

Vijeo Designer

Product description	Reference	Unit MRP ₹
Vijeo Designer internal and partner pack	VJDCLINTSV62M	On Request
VJD V4.6 Facility No Cable	VJDFNDTGSV46M	On Request
Vijeo Designer, Licence Facility, No Cable	VJDFNDTGSV47M	On Request
Vijeo Designer, Facility license	VJDFNDTGSV62M	On Request
Vijeo Designer, Group license	VJGNDTGSV62M	On Request
Vijeo Designer, Single License	VJSDNTGSV62M	On Request
Vijeo Designer Magelis iPC RT	VJDSNRTMPC	On Request
Vijeo Designer Standard PC RT	VJDSNRTSPC	On Request
Vijeo Designer V5.1 I D S	VJDSNTRCKV51M	On Request
Vijeo Designer RT IDS license extension	VJDSNTRCKV62M	On Request
Pack Vijeo Designer RT IDS Report Print	VJDSNTRPKV62M	On Request
Vijeo Designer IDS Report Printing	VJDSNTRPRV62M	On Request
KIT XBTRT500 VJD LITE CBL	VJDSTKXBTRT	On Request
Vijeo Designer,Single License,USB cable	VJDSUDTGAV62M	On Request
Vijeo Designer, Team license	VJDTNDTGSV62M	On Request
Vijeo Designer Update License	VJDUPDTGAV62M	On Request
Vijeo Designer RT IDS Update license	VJDUPTRCKV62M	On Request
VJD IDS Report Printing Update license	VJDUPTPRV62M	On Request

Please contact Customer Care Center for Stockable and Non stockable status of references.

NORMAL STOCK ITEMS

W.E.F. June 1, 2021

Acti 9 | Advanced Communication Technology that Inspires

> Protection devices

- Miniature circuit breakers
- Residual current circuit breakers
- Vigi™ residual current devices
- Surge Protection Devices

> Protection monitoring and supervision

- Indication and tripping auxiliaries
- Remote control auxiliaries
- Automatic reclosure auxiliaries



Innovative
Protection monitoring Total control and
Metering @ DB level



Efficient
Manage loads, reduce operating and project
costs, and accurately plan maintenance

> Control and monitoring

- Contactors
- Impulse relays
- Integrated control circuit breakers
- Light indicators
- Push-buttons and selector switches
- Kilowatt hour meters
- Communicating architecture

> Installation system

- IP20B terminals
- Splitter blocks
- Full range of mounting and wiring accessories



Reliable

Dual certifications for one product, 100 percent MCB and RCD coordination, easy ordering and design, error free fast connections

Acti 9 | Advanced Communication Technology that Inspires.....

> Innovative

- Centralized control system including energy metering
- Large and variable data reading and computing through universal Modbus protocol

> Efficient


- One-click, prefabricated wiring for comprehensive communication between your distribution board or panel and any facility management system

> Reliable

- Error proof connection leading to reduction in downtime
- EMC tested for immunity, radiated and conducted safety

NEW

Email Notification upon Event (Devices Status Change, Alarm threshold reached etc.)



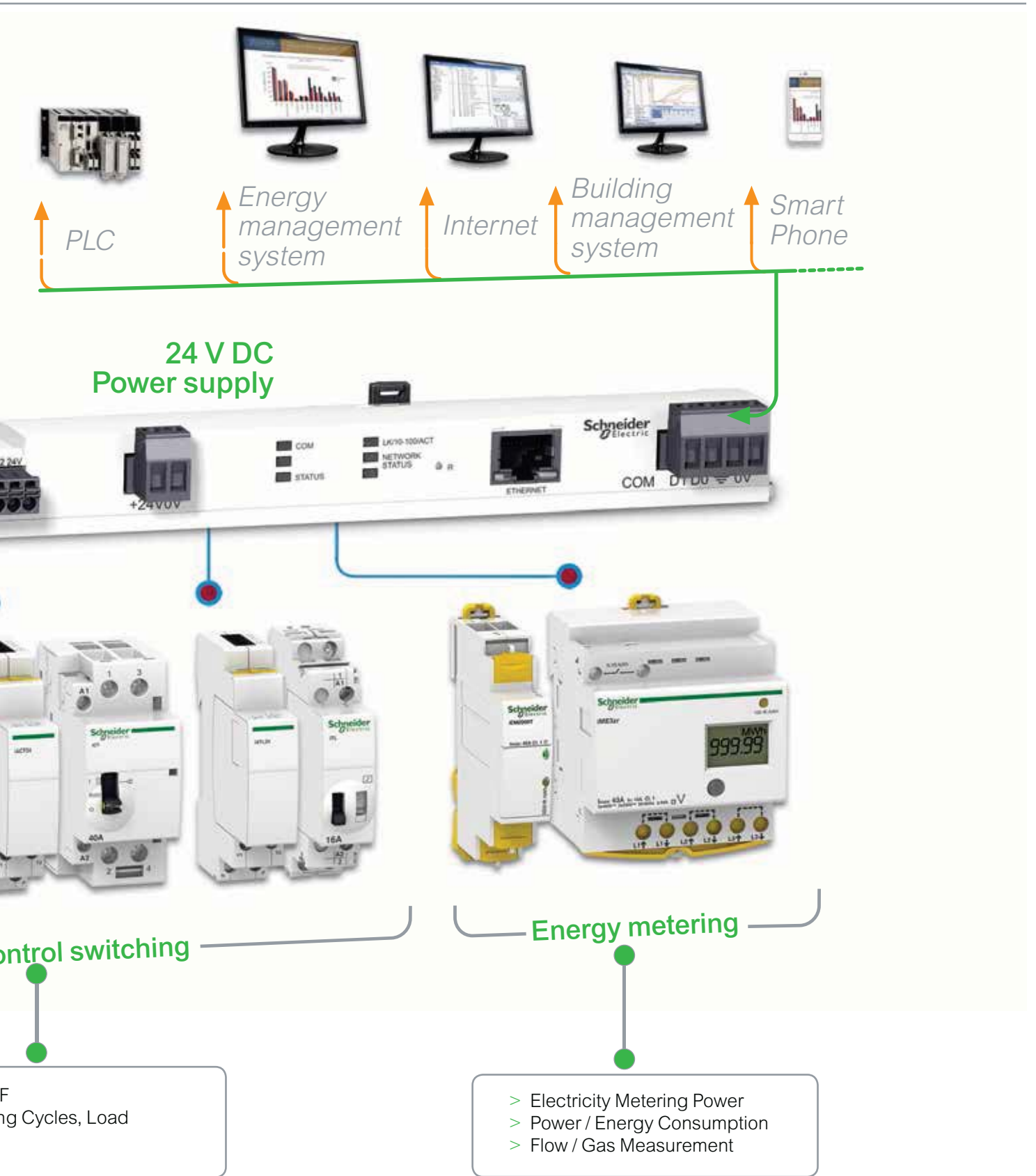
- > Status Monitoring - ON / OFF / TRIP
- > Trip Alarm Indication
- > Load Monitoring - No. of tripping cycles, Running Hours

- > Switching Action - ON / OFF
- > Monitoring - No. of Switching running hours



Meets the challenge of all your applications
Detailed load control, reduced downtime and accurately planned maintenance

Ready to connect to any facility management solution



Green Premium Products

100% Recyclable and Recoverable
REACH, RoHS, PEP, EOL compliant

AC Miniature Circuit Breakers - xC60



- Breaking Capacity as per IEC 60898 and IS/IEC 60898-1, Icn = 10kA
- Breaking Capacity as per IEC 60947-2, Icn = 15kA, upto 40A
- Can be used for DC application upto 60V per pole
- Higher system performance with optimized cost: Cascading*
- Increased System Continuity: Discrimination*
- Higher Installation Life: Energy Limitation Class 3, Fast Closure Mechanism
- Ease, Speed and Flexibility of installation - Biconnect, Line-Load Reversible
- Field-fittable auxiliaries for advance protection and monitoring
- Positive Contact Indication for assurance of disconnection

[In] Rated Current (A)	1 Pole Reference	Unit MRP [₹]	2 Pole Reference	Unit MRP [₹]	3 Pole Reference	Unit MRP [₹]	4 Pole Reference	Unit MRP [₹]
Module Width**	1 mod		2 mod		3 mod		4 mod	
MOQ	12 Nos.		6 Nos.		4 Nos.		3 Nos.	

B curve

6	A9N1P06B ✓	399	A9N2P06B ✓	1185	A9N3P06B ✓	1966	A9N4P06B	2649
10	A9N1P10B ✓	399	A9N2P10B ✓	1185	A9N3P10B ✓	1966	A9N4P10B ✓	2795
16	A9N1P16B ✓	399	A9N2P16B ✓	1185	A9N3P16B ✓	1966	A9N4P16B ✓	2649
20	A9N1P20B ✓	399	A9N2P20B ✓	1185	A9N3P20B ✓	1966	A9N4P20B ✓	2649
25	A9N1P25B ✓	399	A9N2P25B ✓	1185	A9N3P25B ✓	1966	A9N4P25B ✓	2649
32	A9N1P32B ✓	399	A9N2P32B ✓	1185	A9N3P32B ✓	1966	A9N4P32B ✓	2649
40	A9N1P40B ✓	867	A9N2P40B ✓	1907	A9N3P40B ✓	2995	A9N4P40B ✓	3814
50	A9N1P50B	867	A9N2P50B	1907	A9N3P50B	2995	A9N4P50B	3814
63	A9N1P63B ✓	878	A9N2P63B ✓	1960	A9N3P63B ✓	3020	A9N4P63B ✓	3849

C curve

1	A9N1P01C ✓	612	A9N2P01C ✓	1641	A9N3P01C ✓	2589	A9N4P01C ✓	3260
2	A9N1P02C ✓	612	A9N2P02C ✓	1641	A9N3P02C ✓	2589	A9N4P02C ✓	3260
3	A9N1P03C ✓	612	A9N2P03C ✓	1641	A9N3P03C ✓	2589	A9N4P03C ✓	3260
4	A9N1P04C ✓	612	A9N2P04C ✓	1641	A9N3P04C ✓	2589	A9N4P04C ✓	3260
6	A9N1P06C ✓	378	A9N2P06C ✓	1185	A9N3P06C ✓	1966	A9N4P06C ✓	2649
10	A9N1P10C ✓	378	A9N2P10C ✓	1185	A9N3P10C ✓	1966	A9N4P10C ✓	2649
16	A9N1P16C ✓	378	A9N2P16C ✓	1185	A9N3P16C ✓	1966	A9N4P16C ✓	2649
20	A9N1P20C ✓	378	A9N2P20C ✓	1185	A9N3P20C ✓	1966	A9N4P20C ✓	2649
25	A9N1P25C ✓	378	A9N2P25C ✓	1185	A9N3P25C ✓	1966	A9N4P25C ✓	2649
32	A9N1P32C ✓	378	A9N2P32C ✓	1185	A9N3P32C ✓	1966	A9N4P32C ✓	2649
40	A9N1P40C ✓	867	A9N2P40C ✓	1907	A9N3P40C ✓	2995	A9N4P40C ✓	3649
50	A9N1P50C	867	A9N2P50C	1907	A9N3P50C	2995	A9N4P50C	3849
63	A9N1P63C ✓	878	A9N2P63C ✓	1925	A9N3P63C ✓	3020	A9N4P63C ✓	3914

D curve

1	A9N1P01D ✓	618	A9N2P01D	1658	A9N3P01D ✓	2630	----	----
2	A9N1P02D ✓	618	A9N2P02D ✓	1658	A9N3P02D ✓	2630	A9N4P02D	3370
3	A9N1P03D ✓	618	A9N2P03D ✓	1658	A9N3P03D ✓	2630	A9N4P03D	3461
4	A9N1P04D ✓	618	A9N2P04D ✓	1658	A9N3P04D ✓	2630	A9N4P04D	3461
6	A9N1P06D ✓	521	A9N2P06D ✓	1242	A9N3P06D ✓	2071	A9N4P06D ✓	2748
10	A9N1P10D ✓	521	A9N2P10D ✓	1242	A9N3P10D ✓	2071	A9N4P10D ✓	2748
16	A9N1P16D ✓	521	A9N2P16D ✓	1242	A9N3P16D ✓	2071	A9N4P16D ✓	2748
20	A9N1P20D ✓	521	A9N2P20D ✓	1242	A9N3P20D ✓	2071	A9N4P20D ✓	2748
25	A9N1P25D ✓	521	A9N2P25D ✓	1242	A9N3P25D ✓	2071	A9N4P25D ✓	2748
32	A9N1P32D ✓	521	A9N2P32D ✓	1242	A9N3P32D ✓	2071	A9N4P32D ✓	2748
40	A9N1P40D ✓	936	A9N2P40D ✓	2016	A9N3P40D ✓	3172	A9N4P40D ✓	3979
50	A9N1P50D	999	A9N2P50D	2016	A9N3P50D	3172	A9N4P50D	3979
63	A9N1P63D	947	A9N2P63D ✓	2040	A9N3P63D ✓	3201	A9N4P63D ✓	4019

Note: * Please contact nearest Schneider Electric Sales Office or Customer Care Center for coordination chart
**18mm/module

Please contact Customer Care Center for Stockable and Non stockable status of references.

✓ NORMAL STOCK ITEMS

W.E.F. June 1, 2021

AC Miniature Circuit Breakers - C120



- Breaking capacity as per IEC 60898, Icn = 10kA/15kA
- Positive Contact Indication for assurance of disconnection
- Degree of pollution: 3 (suitable for industrial environment)
- Operating Temperature: -30 to 70°C
- Terminal connections: Flexible cables up to 35 sq.mm; Rigid cables up to 50 sq.mm

[In] Rated Current (A)	1 Pole Reference	Unit MRP [₹]	2 Pole Reference	Unit MRP [₹]	3 Pole Reference	Unit MRP [₹]	4 Pole Reference	Unit MRP [₹]
Module Width**	1.5 mod		3 mod		4.5 mod		6 mod	
MOQ	12 Nos.		6 Nos.		4 Nos.		3 Nos.	
C120N (10kA)								
80	A9N18357 ✓	3274	A9N18361 ✓	7255	A9N18365 ✓	11398	A9N18372 ✓	14853
100	A9N18358 ✓	3673	A9N18362 ✓	7739	A9N18367 ✓	12148	A9N18374 ✓	15476
125	A9N18359 ✓	4041	A9N18363 ✓	8506	A9N18369 ✓	13474	A9N18376 ✓	17515
C120H (15kA)								
80	A9N18446	4036	A9N18457	8906	A9N18468	13395	A9N18479	18586
100	A9N18447	4453	A9N18458	9130	A9N18469	14593	A9N18480	20606
125	A9N18448	4864	A9N18459	10358	A9N18470	15749	A9N18481	21768

DC Miniature Circuit Breakers - C60H



- Specially designed MCB for enhanced protection in DC installation
- Magnetic Arc Chutes to quick break DC current in event of fault
- Breaking capacity 6kA as per IEC 60947-2
- Voltage Rating: 1P - 250 V DC & 2P - 500 V DC
- Impulse Voltage: 6 kV
- Higher Installation Life: Energy Limiting Class: 3

[In] Rated Current (A)	Module Width 18mm/ module	1 Pole Reference	Unit MRP [₹]	Module Width 18mm/ module	2 Pole Reference	Unit MRP [₹]
MOQ		12 Nos.			6 Nos.	
C60H-DC						
0.5	1	A9N61500	1258	2	A9N61520	3291
1	1	A9N61501 ✓	1113	2	A9N61521 ✓	2299
2	1	A9N61502 ✓	1113	2	A9N61522 ✓	2299
3	1	A9N61503 ✓	1113	2	A9N61523 ✓	2299
4	1	A9N61504 ✓	1113	2	A9N61524 ✓	2299
5	1	A9N61505	1113	2	A9N61525	2299
6	1	A9N61506 ✓	914	2	A9N61526 ✓	1870
10	1	A9N61508 ✓	914	2	A9N61528 ✓	1870
16	1	A9N61511 ✓	914	2	A9N61531 ✓	1870
20	1	A9N61512 ✓	914	2	A9N61532 ✓	1870
25	1	A9N61513 ✓	914	2	A9N61533 ✓	1870
32	1	A9N61515 ✓	1053	2	A9N61535 ✓	1870
40	1	A9N61517 ✓	1253	2	A9N61537 ✓	2759
50	1	A9N61518 ✓	1253	2	A9N61538 ✓	2759
63	1	A9N61519 ✓	1253	2	A9N61539 ✓	2759

Special application MCBs



Solar Application – PV DC

- DC MCB for multi string PV installations
- Operating Voltage: 800V DC
- Current Rating up to 25A
- Complies to IEC / EN 60947-2



Rail Application* (including Rolling Stock)

- Fire & smoke Resistant – Level 2 (NF F 16-101, NF F 16-102)
- Shock & vibration resistant (IEC 61373) – Cat 1, Class B
- Breaking Capacity: up to 25kA
- Complies to IEC / EN 60947-2



UL MCB

- Type: UL1077, UL489
- Breaking Capacity of 10kA
- Complies to IEC 60947-2 / UL1077 / UL489 / CSA

Note:

Please contact nearest Schneider Electric sales office or Customer Care for Reference and prices of Application Specific MCBs

*Rail Application RCDs are also available on demand

**18mm/module

Please contact Customer Care Center for Stockable and Non stockable status of references.

✓ NORMAL STOCK ITEMS

W.E.F. June 1, 2021

AC Miniature Circuit Breakers - NG125



- Compliance to IEC / EN 60947-2
- High Breaking Capacity MCBs – up to 50kA
- Current Rating up to 125A
- Trip on fault indication on front face of MCB
- Suitability for isolation in the industrial sector to IEC/EN 60947-2
- Available in B, C, D Curves

[In] Rated Current (A)	1 Pole Reference	Unit MRP [₹]	2 Pole Reference	Unit MRP [₹]	3 Pole Reference	Unit MRP [₹]	4 Pole Reference	Unit MRP [₹]
Module Width**	1.5 mod		3 mod		4.5 mod		6 mod	

NG125N – 25kA Breaking Capacity

10	18610	4810	18621	10582	18632	16051	18649	20389
16	18611	4810	18622	8162	18633	16051	18650	20389
20	18612	4816	18623	10582	18634	16051	18651	20383
25	18613	4810	18624	10582	18635	16057	18652	20389
32	18614	4810	18625	9892	18636	16057	18653	20383
40	18615	6202	18626	13111	18637	20093	18654	26433
50	18616	7739	18627	13625	18638	20994	18655	26693
63	18617	6202	18628	14266	18639	22579	18656	27909
80	18618	6541	18629	15331	18640	23735	18658	29379

NG125H – 36kA Breaking Capacity

10	18705	5560	18714	9414	18723	13419	18732	25543
16	18706	5560	18715	9414	18724	13419	18733	25543
20	18707	5554	18716	9414	18725	19173	18734	25543
25	18708	5657	18717	12421	18726	19166	18735	25550
32	18709	5657	18718	12421	18727	19173	18736	25543
40	18710	6928	18719	14357	18728	19524	18737	31043
50	18711	7061	18720	15524	18729	23977	18738	31884
63	18712	7255	18721	16668	18730	20001	18739	35000
80	18713	7981	18722	21764	18731	25876	18740	36912

NG125H – 50kA Breaking Capacity

10	18777	7054	18788	15415	18799	24285	18810	32355
16	18778	7054	18789	15415	18800	24285	18811	32355
20	18779	7054	18790	16620	18801	24285	18812	32355
25	18780	7054	18791	16613	18802	24279	18813	32355
32	18781	7054	18792	16613	18803	24279	18814	32355
40	18782	8561	18793	19771	18804	30347	18815	38412
50	18783	12023	18794	20770	18805	32495	18816	39537
63	18784	8990	18795	22222	18806	34117	18817	42314
80	18785	13244	18796	24418	18807	37825	18818	43712

**18mm/module

Note: Reference provided above are for C Curve MCBs – B and D Curve details available on request

Residual Current Devices (RCDs) - For Human and Fire Protection



**30
mA**

Use of **30mA RCDs** is now **mandatory** for all **domestic installations** in India {CEA Amendment regulation 2015*}



Schneider Electric provides voltage independent RCDs which work on current sensing technology and provide protection from residual current even at extra low voltages (down to zero volts) and in case of break of neutral.

**SI
Type**

Schneider Electric offers SI RCD built to operate in electrically polluted or installation in aggressive environments:

- Fluorescent / Variable lighting with Electronic ballast
- Powerful IT / Telecom equipment / Air conditioning
- Severe Atmosphere - High lightning risk / Swimming pools

* for Measures relating to Safety and Electric supply

AC Residual Current Circuit Breakers - xID



- Complies to standards IEC/EN 61008-1 and IS 12640
- AC Class protection
- Selective range available for time based discrimination
- Easy Monitoring: Earth fault indication and Test Button on front face
- Operating temperature up to +70°C
- Mandatory to use OF-S auxiliary to add any indication or tripping auxiliary

[In] Rated Current (A)	Earth-Leakage Sensitivity (mA)	Module Width 18mm/module	2 Pole Reference	Unit MRP ₹	Module Width 18mm/module	4 Pole Reference	Unit MRP ₹
25	30	2	A9N16201	4100	4	A9N16251	5755
	100	2	A9N16203	4551	4	A9N16253	6116
	300	2	A9N16202	4689	4	A9N16252	6295
40	30	2	A9N16204	4825	4	A9N16254	5665
	100	2	A9N16205	5203	4	A9N16255	6150
	300	2	A9N16206	5457	4	A9N16256	6388
63	30	2	A9N16208	5811	4	A9N16258	6560
	100	2	A9N16209	6249	4	A9N16259	7266
	300	2	A9N16210	6376	4	A9N16260	7300
80	30	2	A9N16212	9770	4	A9N16261	11572
	100	2	A9N16213	9933	4	A9N16262	11758
	300	2	A9N16214	10118	4	A9N16263	11822

AC Residual Current Circuit Breakers (RCCBs) - ID



- Complies to standards IEC 61008-1 and VDE 0664
- AC Class protection
- Degree of pollution: 3 (suitable for industrial environment)
- Electrical ON/OFF indication by using OFSP auxiliary

Poles Description	[In] Rated Current (A)	Earth-Leakage Sensitivity (mA)	Module Width 18mm/module	Reference	Unit MRP ₹
4P	100	30	4	**A9R11491	15336
		100	4	**A9R12491	16155
	125	30	4	16905	46945
		100	4	16906	45708
		300	4	16907	45921

Note: **For 100A RCCB Auxiliary kindly contact Customer Care

AC Residual Current Breaker Overload (RCBO) - DPN N Vigji



- Complies to standards IEC/EN 61009
- AC Class Protection; Tripping characteristics - C curve
- Overvoltage category (IEC 60364): IV
- Suitable for indication & tripping auxiliaries

Poles Description	[In] Rated Current (A)	Earth-Leakage Sensitivity (mA)	Module Width 18mm/module	Reference	Unit MRP ₹
1P+N	6	30	2	A9N19661	6391
		300	2	A9N19681	6491
	10	30	2	A9N19663	6391
		300	2	A9N19683	6491
	16	30	2	A9N19665	6391
		300	2	A9N19685	6491
	20	30	2	A9N19666	6391
		300	2	A9N19686	6491
	25	30	2	A9N19667	6391
		300	2	A9N19687	6491
	32	30	2	A9N19668	6391
		300	2	A9N19688	6815
	40	30	2	A9N19669	8086
		300	2	A9N19689	8227

Note: Application specific RCDs also available with 10mA, 500mA and 1000mA sensitivities | Please contact nearest Schneider Electric Sales Office or Customer Care Center for Reference and Prices

Please contact Customer Care Center for Stockable and Non stockable status of references.

✓ NORMAL STOCK ITEMS

W.E.F. June 1, 2021

SI Type Residual Current Circuit Breakers (RCCBs) - xID SI



- Complies to standard IEC/EN 61008-1
- SI RCDs offer enhanced immunity against Electrical Disturbances; Polluted and Corrosive environments - Guaranteed performance in harsh operating conditions
- Ensures continuity of supply in networks with:
 - Transient overvoltages
 - Loads generating HF leakage current i.e. harmonics
 - Loads generating continuous leakage current
- Ensures tripping on genuine earth fault in networks with:
 - Pulsating DC components
 - HF applications which "Blinds" (non-tripping) the conventional RCDs

[In] Rated Current (A)	Earth-Leakage Sensitivity (mA)	Module Width 18mm/module	2 Pole Reference	Unit MRP [₹]	Module Width 18mm/module	4 Pole Reference	Unit MRP [₹]
25	30	2	A9N16234	9363	4	A9N16321	10435
40	30	2	A9N16237	9834	4	A9N16324	10764
63	30	2	A9N16240	10117	4	A9N16327	11052
	300	2	A9N16246	10193	4	A9N16334	11499

Vigi Block for xC60 (Add-on RCD Module, 2 & 4 Pole)



- Flexibility to use MCB of any tripping curve to suit applications, ensuring best 3 in 1 protection
- No auxiliary supply required
- AC Class protection
- Degree of pollution: 3 (suitable for industrial environment)
- Immune to nuisance tripping due to transient over voltages

[In] Rated Current (A)	Earth-Leakage Sensitivity (mA)	Module Width 18mm/module	2 Pole Reference	Unit MRP [₹]	Module Width 18mm/module	4 Pole Reference	Unit MRP [₹]
25	30	1.5	A9N26581	6621	3	A9N26595	7951
	100	1.5	A9N26582	8422	3	A9N26596	8575
	300	1.5	A9N26583	8905	3	A9N26597	9228
63	30	2	A9N26611	9258	3.5	A9N26643	9293
	100	2	A9N26612	9804	3.5	A9N26644	9651
	300	2	A9N26613	10270	3.5	A9N26645	10099

Note: Vigi Block for High Rating up to 125A (C120) and High Breaking Capacity (NG125) available on demand

SI Type Residual Current Breaker Overload (RCBO) - DPN N Vigi SI



- Complies to standard IEC/EN 61009
- Ensures continuity of supply in networks with:
 - Transient overvoltages
 - Loads generating HF leakage current i.e. harmonics
 - Loads generating continuous leakage current
- Ensures tripping on genuine earth fault in networks with :
 - Pulsating DC components
 - HF applications which "Blinds" (non-tripping) the conventional RCDs

Poles Description	[In] Rated Current (A)	Earth-Leakage Sensitivity (mA)	Module Width 18mm/module	Reference	Unit MRP [₹]
1P+N	6	30	2	A9N19631	12724
	10	30	2	A9N19632	12724
	16	30	2	A9N19634	12724
		300	2	A9N19644	12724
	20	30	2	A9N19635	12724
		300	2	A9N19645	12724
	25	30	2	A9N19636	12724
		300	2	A9N19646	12724
	32	30	2	A9N19637	12724
		300	2	A9N19647	15143
	40	30	2	A9N19638	15066
		300	2	A9N19648	16766

*For Prices, please contact nearest Schneider Electric Sales Office or Customer Care Center are Center for Reference and Prices


Please contact Customer Care Center for Stockable and Non stockable status of references.

NORMAL STOCK ITEMS

W.E.F. June 1, 2021

Common Auxiliaries for xC60 / C120 / RCDs Range

- Field-fittable auxiliaries (clip fitted) mounted on left side with maximum width of 54mm
- Order: Tripping Auxiliaries (MN first) followed by Indication Auxiliaries (SD first)



Type	Module Width 18mm/module	Reference	Unit MRP [₹]
Indication Auxiliaries			
OF Auxiliary Switch: for ON/OFF indications	0.5	A9N26924	1247
SD Alarm Switch: for Trip on fault indications	0.5	A9N26927	1465
OF + SD/OF Auxiliary switch	0.5	A9N26929	3890
OF+SD24 auxiliary contact (ComReady)	0.5	A9N26899	3260
Protection Auxiliaries – Trip Indication on front face			
MN Under-voltage Release 220-240V AC	1	A9N26960	5238
MSU Over-voltage Release 275V AC	1	A9N26500	6203
Tripping Auxiliaries – Trip Indication on front face			
MX + OF Shunt Release 110-415V AC: for Remote tripping of Circuit Breaker	1	A9N26946	3408
MX + OF Shunt Release 12-24V AC/DC: for Remote tripping of Circuit Breaker	1	A9N26948	3408
Auxiliary Switch for RCCBs – Mandatory for use of Auxiliaries with RCCBs			
Auxiliary switch for RCCB up to 80A (OF-S)	0.5	A9N26923	1665
Auxiliary switch for RCCBs 125A (OFSP)	0.5	16940	2531

Accessories



Type	Description	Reference	Unit MRP [₹]
Rotary Handle*	Breaker Switching Sub-Assembly	27046	4650
	Extended, Disconnectable handle	27047	2878
Padlock** (bag of 2)		26970	1119
Multicable terminal for 3 copper cables**		19096	8998
Aluminum cable terminal**		27060	683
Spacer		A9N27062	288

* for xC60, C120, DPN N Vigi, C60H-DC, xSW - Multi poles only

**for xC60, xID, DPN N Vigi, C60H-DC, xSW, C60PV-DC

Note: For all above Reference MOQ = 1

Please contact Customer Care Center for Stockable and Non stockable status of references.

NORMAL STOCK ITEMS

W.E.F. June 1, 2021

Protection Against Lightning Strikes And Switching Surges



For all low voltage switchboards and electrical enclosures:

Comprehensive range

- To ensure the protection of equipment connected to:
- Low voltage networks,
- Telecommunications networks,
- Computer networks.
- Easy to implement and use.
- Compatibility with all earthing systems (TT, TNS, TNC, IT).
- Technical and aesthetic consistency

Continuity of service and certified safety

Schneider Electric certified coordination between the surge arrester and its disconnection circuit breaker.

Compliance with standards: IEC/EN 61643-11.



More and more electrical equipment today is sensitive to overvoltages caused by lightning.



90%

of power outlets supply equipment incorporating electronic devices.



iQuick PRD “built-in” technology surge arresters, a Schneider Electric innovation, incorporate their own disconnection circuit breaker: easy to choose and simple to install for greater effectiveness.



Up to **30%** of installation time saved.

Surge Arresters - Type 1+ 2



- Complies to IEC 61643-1 and EN 61643-11
- Withdrawable type: Easy Replacement
- Inbuilt SPD health Indicator: Also available with remote signaling
- For protection against Direct lightning surge, Indirect lightning surge, Switching surge
- Iimp up to 25kA & Imax upto 40kA
- **Always use a Back-up MCB with your SPD**
- Maximum Operating Voltage [Uc]: 350V

Type	Pole Description	Module Width 18mm/module	Reference	Unit MRP [₹]
PRD1 25r	1P	2	16329	16878
	1P + N	4	16330	37128
	3P	6	16331	55678
	3P + N	8	16332	69178

Surge Arresters iPRD- Type 2 (Withdrawable type) (TT, TN-S, TN-C Systems)



- In conformance with standards IEC 61643-11/2011 T2 and EN 61643-11 Type 2
- For protection against Indirect lightning surge and Switching surge
- Inbuilt health Indicator
- Response time < 25ns
- Imax (8/20 s): 65/40/15/8kA
- Maximum Operating Voltage [Uc]: 340V
- Level of protection,Up: 1.0 - 2.0 kV
- Remote indication contact with 8r/20r/40r/65r
- **Always use a Back-up MCB with your SPD**

Type	Rated Voltage (V)	Pole Description	Module Width 18mm/module	Reference	Unit MRP [₹]
iPRD8	230	1P	1	A9L08100	5067
	230	1P+N	2	A9L08500	9475
	230/400	3P	3	A9L08300	12789
	230/400	3P+N	4	A9L08600	19303
iPRD8r	230	1P+N	2	A9L08501	11359
	230/400	3P+N	4	A9L08601	23164
	230	1P	1	A9L20100	5679
iPRD20	230	1P+N	2	A9L20500	11911
	230/400	3P	3	A9L20300	15248
	230/400	3P+N	4	A9L20600	21557
iPRD20r	230	1P+N	2	A9L20501	14165
	230/400	3P+N	4	A9L20601	26359
	230	1P	1	A9L40100	6714
iPRD40	230	1P+N	2	A9L40500	13718
	230/400	3P	3	A9L40300	19691
	230/400	3P+N	4	A9L40600	27459
iPRD40r	230	1P	1	A9L40101	8051
	230	1P+N	2	A9L40501	17685
	230/400	3P	3	A9L40301	26500
iPRD65r	230/400	3P+N	4	A9L40601	32956
	230	1P	1	A9L65101	10764
	230	1P+N	2	A9L65501	22540
iPRD65r	230/400	3P	3	A9L65301	29413
	230/400	3P+N	4	A9L65601	38165

Spare Cartridges for iPRD



- Spare Cartridges for iPRD8r, iPRD20r, iPRD40r and iPRD65r
- End of life indication available on front face
- These Cartridges are not compatible with Old SPD range (A9L16...)**

Type	Spare Cartridges for	Reference	Unit MRP [₹]
iPRD 65-350	iPRD65r	A9L65102	6739
iPRD 40-350	iPRD40, iPRD40r	A9L40102	5184
iPRD 20-350	iPRD20, iPRD20r	A9L20102	4155
iPRD 8-350	iPRD8, iPRD8r	A9L08102	3637
iPRD Neutral	All products (1P+N, 3P+N)	A9L00002	5455

**Spare Cartridges for Old SPD Range (A9L16...) are available on demand - please contact nearest Schneider Electric Sales Office or Customer Care for Reference and prices

Note: Note: For all above Reference MOQ = 1

Please contact Customer Care Center for Stockable and Non stockable status of references.

NORMAL STOCK ITEMS

W.E.F. June 1, 2021

iQuick PRD - Type 2 with inbuilt MCB



- Compact SPD with in-built back up MCB - saving on space, MCB selection, wiring time
- Compliance to EN 61643-11
- Withdrawable Type - Cost Efficient - Allows damaged Cartridges to be replaced without having to replace entire SPD
- Inbuilt SPD Health Indicator on front face of device; Remote signaling functionality also available
- Incoming Protection: iQuick PRD 40r (High Risk level) and iQuick PRD 20r (Moderate Risk level)
- Secondary Protection: iQuick PRD 8r is cascade mounted with incoming surge arresters

Type	Pole Description	Module Width 18mm/module	Reference	Unit MRP [₹]
iQuick PRD 8r	1P+N	4	A9L16298	14554
	3P	6.5	A9L16299	20786
	3P+N	7.5	A9L16300	25864
iQuick PRD 20r	1P+N	4	A9L16295	16972
	3P	6.5	A9L16296	24952
	3P+N	7.5	A9L16297	31038
Quick PRD 40r	1P+N	4	A9L16292	19821
	3P	6.5	A9L16293	29696
	3P+N	7.5	A9L16294	36905

Note: Spare / Replacement Cartridges available - For Reference and prices contact nearest sales office or customer care

Photovoltaic surge arresters



- Protection for photovoltaic panels and the DC input to the inverter from overvoltages due to a lightning strike
- Type 2 surge arresters
- Should be installed in switchboard inside the building. If switchboard is located outside, it must be weatherproof
- Withdrawable surge arrester allows damaged Cartridges to be replaced quickly
- Inbuilt SPD Health Indicator on front face of device; Remote signaling functionality also available

Type	U (cpv) Maximum Operating Voltage (V)	Module Width 18mm/module	Reference	Unit MRP [₹]
iPRD 40r	800	3	A9L40271	11287
	1000	3	A9L40281	12900

Note: Spare / Replacement Cartridges available - For Reference and prices contact nearest sales office or customer care

Surge Arresters for Communication Networks



- Analogue telephone line protection: iPRC surge arrester wired in series to the private installation input, protects the telephones, the modems (including ADSL) etc
- Protection for 2 low-current lines without common potential or 4 lines with common reference potential
- iPRI protects measuring instrument and PLC sensor inputs and the DC power supply inputs up to 53 V and AC power supply inputs up to 37 V

Type	[Ue] Operational Voltage (V)	Module Width 18mm/module	Reference	Unit MRP [₹]
PRI	48 V DC	1	A9L16339	20132
PRC	130 V AC	1	A9L16337	12311

Note: For all above Reference MOQ = 1

Please contact Customer Care Center for Stockable and Non stockable status of references.

NORMAL STOCK ITEMS

W.E.F. June 1, 2021

Isolator - xSW



- Complies to IEC/EN 60947-3
- Switching duty: AC-22
- Impulse voltage: 6kV
- DC application: 48V (110V with 2 poles in series)
- Short circuit withstand 20 In for 1 second
- Upto 80A Bi connect terminals & 100A to 125A with mono connect terminals

Poles Description	[In] Rated Current (A)	Module Width 18mm/module	MOQ	Reference	Unit MRP [₹]
2	40	2	6	A9S2P040	769
	63	2	6	A9S2P063	1016
3	40	3	4	A9S3P040	1343
	63	3	4	A9S3P063	1573
4	40	4	3	A9S4P040	1701
	63	4	3	A9S4P063	1851
	100	4	3	A9S4P100	3098
	125	4	3	A9S4P125	3424

Selector Switch - iSSW



- Complies to IEC 60947-5-1 and IEC 60669-1
- Rating 20A, 250V AC
- Electrical life (AC22): 30,000 cycles
- Connection: tunnel terminals cables up to 10 sq. mm

No. of positions	Poles Description	Contacts	Module Width 18mm/module	MOQ	Reference	Unit MRP [₹]
2	1	1 C/O	1	12	A9E18070	1645
	2	2 C/O	2	6	A9E18071	2261
		1NO + 1NC	1	12	A9E18072	1318
3	1	1 C/O	1	12	A9E18073	1585
	2	2 C/O	2	6	A9E18074	2729

iRO Buzzers



- Audible indication in housing and the tertiary sector
- Sound level of 70dBA at a distance of 60cm

Voltage	Module Width 18mm/module	Reference	Unit MRP [₹]
230V AC	1	A9A15322	2042
8..12V AC	1	A9A15323	1112

Please contact Customer Care Center for Stockable and Non stockable status of references.

NORMAL STOCK ITEMS

W.E.F. June 1, 2021

iCT Contactors



- Complies with standards IEC 1095, E N 61095
- 4 operating modes switch on front face :
 - Automatic mode
 - Temporary "ON" mode
 - Permanent "ON" mode
 - Shutdown
- Mechanical contact position Indicator
- Safe installation maintenance: lock the contactor in ON position
- Silent operation (20dB) for entire range

Type	Rating (A)	No. of Contacts	Module Width 18mm/module	Reference	Unit MRP [₹]
1P	25	1NO	1	A9C20731	2424
	16	2NO	1	A9C22712	2495
2P	25	2NO	1	A9C20732	2983
	40	2NO	2	A9C20842	6080
	63	2NO	2	A9C20862	6521
3P	25	3NO	2	A9C20833	3843
	40	3NO	2	A9C20843	8534
	63	3NO	3	A9C20863	9275
4P	25	4NO	2	A9C20834	4025
	40	4NO	2	A9C20844	9940
	63	4NO	3	A9C20864	10487
	63	2NO + 2NC	3	A9C20868	11682

Note: 100A Contactor in 2P / 4P - available on request

iTL Impulse Relays



- Complies with standards IEC/EN 60669-2-2
- Safe maintenance: disconnection of remote control by selector switch
- Manual Controls on front face: 0-I toggle
- Mechanical contact position Indicator
- Maximum 5 operations/min. and 100 switching operations/day
- Degree of pollution: 3 (suitable for industrial environment)

Type	Rating (A)	Control Voltage	No. of Contacts	Module Width	Reference	Unit MRP [₹]
1P	16	230-240 VAC	1NO	1	A9C30811	1571
	32	230-240 VAC	1NO	1	A9C30831	1978
2P	16	230-240 VAC	2NO	1	A9C30812	2577
	32	230-240 VAC	2NO	1	A9C30831 + A9C32836	6115
3P	16	230-240 VAC	1NO+1NO/NC+1NO	2	A9C30811 + A9C32816	4890
	32	230-240 VAC	1NO+1NO/NC+1NO	2	A9C30831 + 2* x A9C32836	10252
4P	16	230-240 VAC	4NO	2	A9C30814	5337
	32	230-240 VAC	4NO	2	A9C30831 + 3* x A9C32836	14389

iIL Indicator Lights



- Complies with standard IEC 60947-5-1
- Indicator light with LED technology
- Service life 100,000 hours with constant luminous efficiency

Type	Colour	Module Width 18mm/module	Reference	Unit MRP [₹]
Single Indicator light	Red	1	A9E18320	1625
	Green	1	A9E18321	1625
	Blue	1	A9E18323	1625
	Orange	1	A9E18324	1625
3 phase voltage presence light	Red/Red/Red	1	A9E18327	4696
Single Push Button (1 NO+ 1NC)	Grey	1	A9E18033	2189

Note: For all above Reference MOQ = 1

Please contact Customer Care Center for Stockable and Non stockable status of references.

NORMAL STOCK ITEMS

W.E.F. June 1, 2021

Smartlink



- Compliance to IEC/EN 61131-2
- Protection Monitoring – Device Status and alarm notifications
- Load Control / Switching through Contactors and Impulse Relays
- Energy Monitoring through pulse meters
- Alarm over email and analog sensors (temperature / humidity) with Smartlink Ethernet
- Plug & Play – Pre fabricated cables and in built web pages
- Rated Voltage: 24V DC

Description	Reference	Unit MRP [₹]
Smartlink EL-D	A9XELC10	27254
Wiser Energy Module IP	EER31800	27254

Communication Auxiliaries



Auxiliary for Protection Devices (OF+SD24)

Auxiliary for Contactors (iACT24)

Auxiliary for Impulse Relays (iATL24)

Description	Module Width	Reference	Unit MRP [₹]
OF+SD24	0.5	A9N26899	3260
iACT24	1	A9C15924	16220
iATL24	1	A9C15424	17079

Acti 9

Description	Reference	Pack	Unit MRP [₹]
Distribloc 63A			
Distribution from the top (4 Module)	04040	1	14155
Distribution through the bottom (4 Module)	04041	1	14155

Reflex iC60 - Integrated Control & Overcurrent Protection Device



- All in One Solution: MCB + Contactor + Impulse Relay + Auxiliary
- 10kA Breaking capacity as per IEC/EN 60947-2,
- Ti24 interface: Connection to PLC, Smartlink
- 3 operating modes to cater to a variety of applications
- Safe lock down with Integrated Padlocking
- Simplified maintenance: Front face Indicator allows better reliability

[In] Rated Current (A)	2 Pole Reference	Unit MRP [₹]	3 Pole Reference	Unit MRP [₹]	4 Pole Reference	Unit MRP [₹]
Module Width **	4.5 mod		5.5 mod		6.5 mod	2275
B Curve						
10	A9C61210	44620	A9C61310	46597	A9C61410	49952
16	A9C61216	44614	A9C61316	46597	A9C61416	49952
25	A9C61225	44614	A9C61325	46597	A9C61425	49952
40	A9C61240	46091	A9C61340	49834	A9C61440	53042
63	A9C61263	49023	A9C61363	51776	A9C61463	56055
C Curve						
10	A9C62210	45120	A9C62310	48022	A9C62410	50976
16	A9C62216	45120	A9C62316	48027	A9C62416	50976
25	A9C62225	45114	A9C62325	48022	A9C62425	50976
40	A9C62240	47516	A9C62340	49858	A9C62440	53077
63	A9C62263	50070	A9C62363	51776	A9C62463	56060
D Curve						
10	A9C63210	46138	A9C63310	48998	A9C63410	53024
16	A9C63216	46138	A9C63316	48998	A9C63416	53024
25	A9C63225	46138	A9C63325	48998	A9C63425	53024

Note: **18mm/module

Please contact Customer Care Center for Stockable and Non stockable status of references.

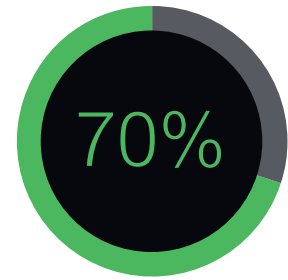
NORMAL STOCK ITEMS

W.E.F. June 1, 2021

EcoStruxure™

Innovation At Every Level

From sensors to services, our Innovation At Every Level approach improves energy and operational efficiency by tapping the true business value of IoT advancements. We've made mobility, sensing, cloud, analytics, and cyber security technologies meaningful to customers, helping them compete in our IoT economy.



70% of decision-makers see the business value of IoT*

*Schneider Electric IoT 2020 Business Report

Connected Products:

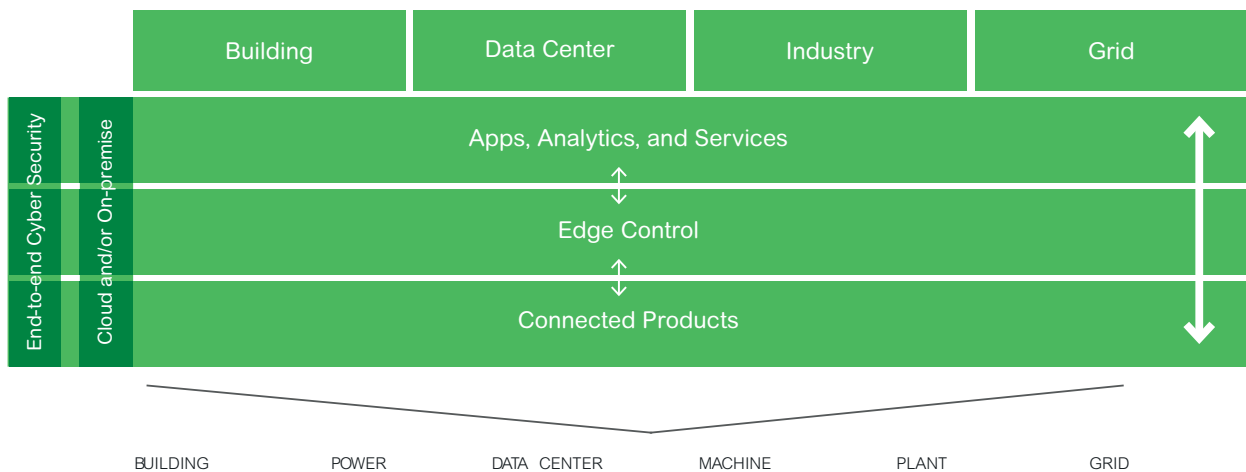
The Internet of Things starts with the best things. Our IoT-enabled best-in-class connected products include breakers, drives, UPSs, relays, sensors, and more. Devices with embedded intelligence drive better decision-making throughout operations.

Edge Control:

Mission-critical scenarios can be unpredictable, so control of devices at the edge of the IoT network is a must. This essential capability provides real-time solutions that enable local control at the edge, protecting safety and uptime.

Applications, Analytics, and Services:

Interoperability is imperative to supporting the diverse hardware and systems in building, data center, industry, and grid end markets. EcoStruxure™ enables a breadth of agnostic applications, analytics, and services for seamless enterprise integration.



Connectivity built in

Acti9 Isobar harnesses the connectivity of the Acti9 range enabling distribution boards to become smart and connected.



1. Enable asset management on all outgoing ways with PowerTag



2. Smartlink SiD for wireless data concentration




3. Enable further asset and energy management through PowerTag for Compact NSX



4. Monitor and control your assets with SiB Smartlink

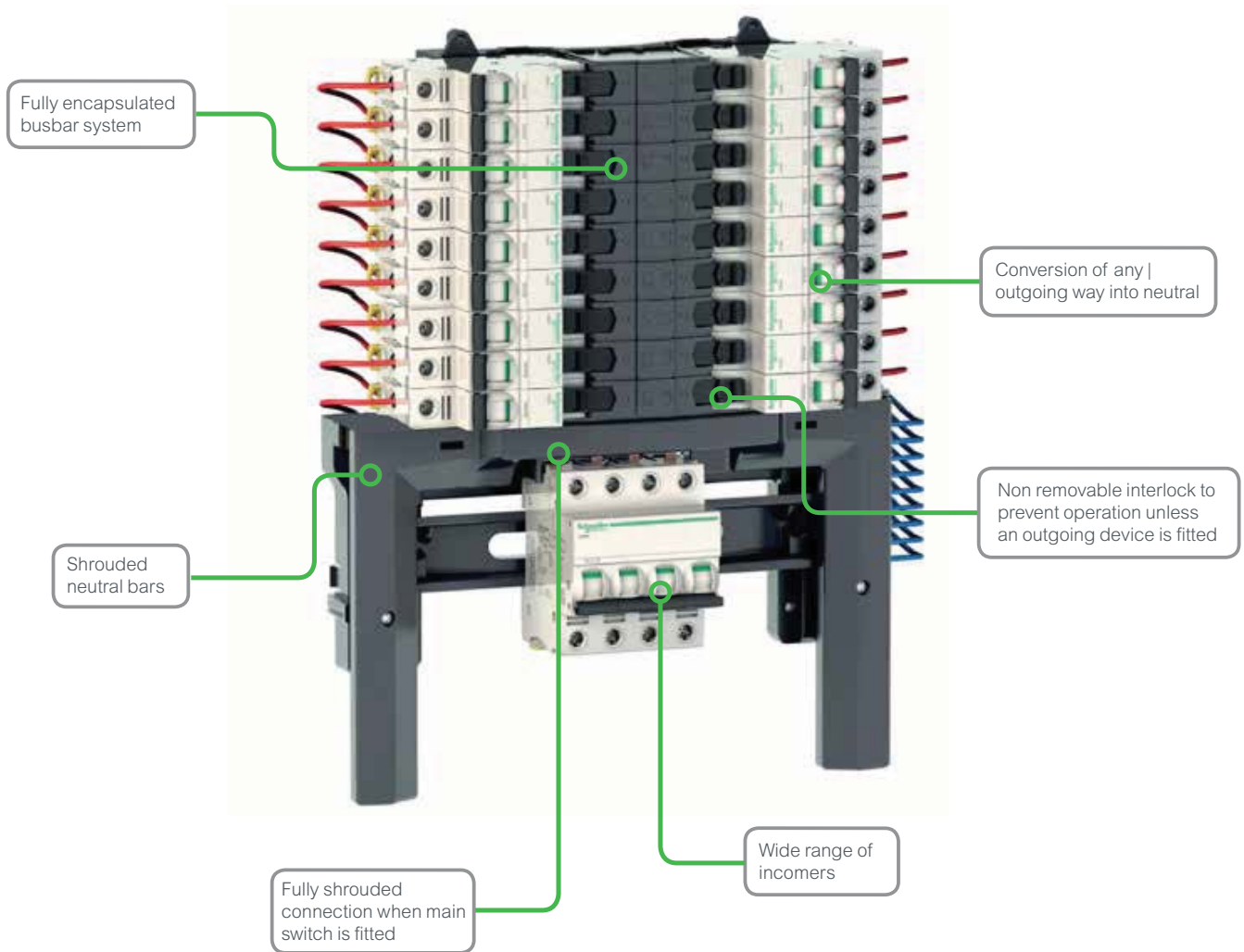


5. See the power and optimise the use of your assets with Facility Expert our simple on-line services platform



Acti 9

Isobar Pan Assembly



- Fully type tested conditional short circuit rating of 25kA to BS EN 61439-3
- High performance MCB 10kA BS EN 60898 15kA BS EN 60947-2 in B, C or D curve 1, 2, 3, 4 pole
- 250A busbar rating
- Isobar disconnection to BS EN 60947-3 ensuring unused outgoing ways are isolated
- Option of switching outgoing neutral on all boards using distributed neutral kit
- Range of incomers: switch disconnectors, residual current devices, terminal blocks, mccb
- Single pole RCBO for new or retrofit maintaining device density
- Full range of device accessories and auxiliaries
- Shrouded neutral

Please contact nearest Schneider Electric sales office or Customer care center for more information.

Acti 9

Distribution Boards

Spectacular Design


Blends seamlessly with interiors



Unique Rounded Corners | Color - RAL 9003 white | Designer Rotary Knob

Maximized Wiring Space

Convenient and Safe wiring




Side mounted N-bar and E-bar

Removed all injurious sharp corners

15% more wiring area | Reduced U-box Collar | Removable Frame, Centre plate & Gland plate

Adaptable

Total Flexibility for ease of installation and usage



Unique 5 holes mounting with positioning hole

Surface and Flush installation | Field fittable key lock provision | Reversible Door

Inspiring the **S.M.A.R.T.** choice!!!

Robust Architecture

Perfect blend of Strength & Weight




High Strength-to-Weight ratio | RoHS and REACH Compliance – ideal solution for GREEN Buildings

NEW

Base Material used - Galvanized Iron

4X Rust Resistance



1. Powder Coating
- 2. Galvanized Iron**
3. Base Iron

Galvanized Iron | Gives 4X rust resistance
No Rusting | Even if the powder coating is scratched
No Propagation Of Rust | Even If base material is chipped off
No Hassle | of repainting due to rusting

Technically Proven

Safety Guaranteed



Designed and Manufactured as per IS 8623 - 1 & 3 | IP and IK test by ERDA & CPRI | Glow wire tested

Type Tested as per IEC 61439 - 1 & 3

NEW



IEC 61439 - 3* Fully Compliant

*Tested at NABL and ASTA accredited testing facility



Salt Spray



IP43



IK09



Reliable Door



Earthing



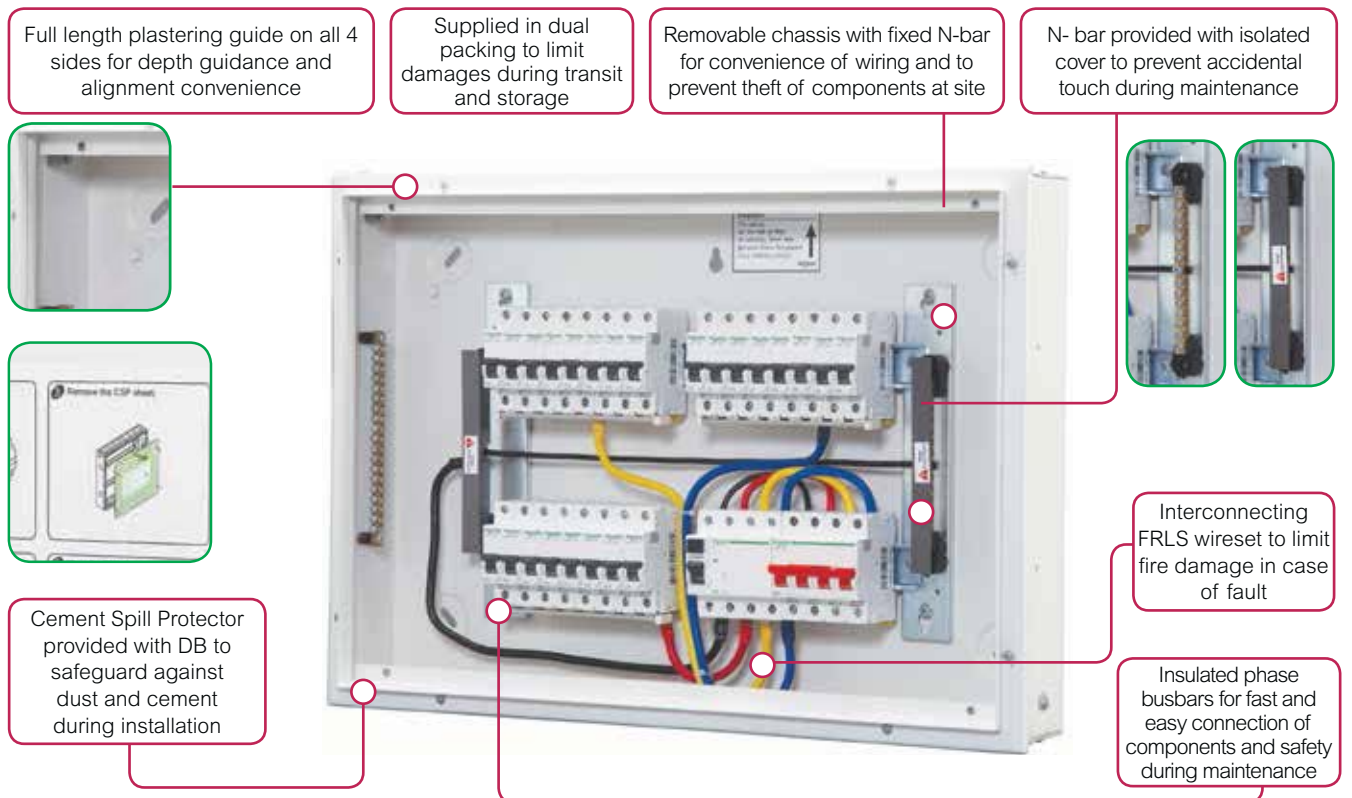
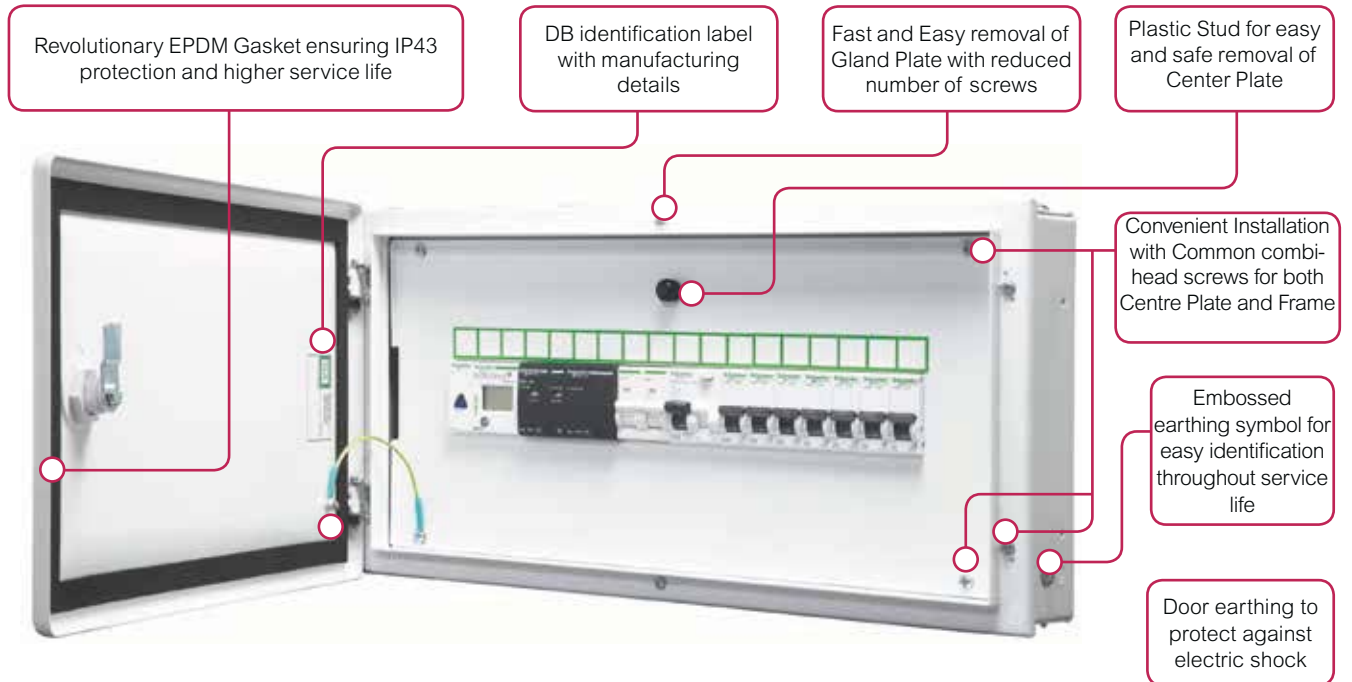
Temp@
Max Curr

Mechanical Tests

Electrical Tests

Acti 9

Distribution Boards



Metal Enclosures



- Metal Enclosure to mount individual Modular Device feeding directly to the load or final distribution board

Description	Total Module Cutout	Single Door (IP30) Reference	Unit MRP [₹]	Double Door Metal (IP43) Reference	Unit MRP [₹]
2 way	1 / 2	A9HMES02 <input checked="" type="checkbox"/>	917	-	-
4 way	3 / 4	A9HMES04 <input checked="" type="checkbox"/>	917	-	-

SPN DBs



- SPN DB for distribution of Single Phase Neutral supply to respective load MCBs
- Incomer - DP RCCB/RCBO/Isolator/MCB
- Outgoing - SP MCBs

Description	Total Module Cutout (Incomer + Outgoing)	Single Door (IP30) Reference	Unit MRP [₹]	Double Door Metal (IP43) Reference	Unit MRP [₹]
6 way	6	A9HSNS06	1776	A9HSND06 <input checked="" type="checkbox"/>	2552
8 way	8	A9HSNS08 <input checked="" type="checkbox"/>	2106	A9HSND08 <input checked="" type="checkbox"/>	2781
12 way	12	A9HSNS12	2493	A9HSND12 <input checked="" type="checkbox"/>	3345
18 way	18	A9HSNS18	3428	A9HSND18 <input checked="" type="checkbox"/>	4481

TPN DBs



- Standard TPN DBs for distribution of Three Phase and Neutral supply
- Incomer - FP RCCB/RCBO/Isolator/MCB
- Outgoing - SP MCBs
- TPN DBs can be converted to PPI DB using 'PPI Kit' provided on next page

Description	Total Module Cutout (Incomer + Outgoing)	Single Door (IP30) Reference	Unit MRP [₹]	Double Door Metal (IP43) Reference	Unit MRP [₹]
4 way eco	4 + 12	-	-	A9HTND04E <input checked="" type="checkbox"/>	5486
4 way	8 + 12	A9HTNS04	5093	A9HTND04 <input checked="" type="checkbox"/>	5533
6 way	8 + 18	A9HTNS06	*	A9HTND06 <input checked="" type="checkbox"/>	6815
8 way	8 + 24	A9HTNS08	6944	A9HTND08 <input checked="" type="checkbox"/>	8404
12 way	8 + 36	A9HTNS12	10466	A9HTND12 <input checked="" type="checkbox"/>	12831

Flexi Tier DBs



- Flexi DBs give total flexibility to mount any type and size of Modular devices as per load requirement
- Provided with N-Bar and E-Bar
- Flexi Tier DBs can be converted to PPI DB using 'PPI Kit' provided on next page

Description	Total Module Cutout (Incomer + Outgoing)	Single Door (IP30) Reference	Unit MRP [₹]	Double Door Metal (IP43) Reference	Unit MRP [₹]
2 Tier 24 Modules	2 x 12	-	-	A9HFD224	7197
3 Tier 36 Modules	3 x 12	-	-	A9HFD336	8644
4 Tier 40 Modules	4 x 10	-	-	A9HFD440 <input checked="" type="checkbox"/>	9131
4 Tier 56 Modules	4 x 14	-	-	A9HFD456 <input checked="" type="checkbox"/>	9544

Note: For all above Reference MOQ = 1

* - Price on Request

Please contact Customer Care Center for Stockable and Non stockable status of references.

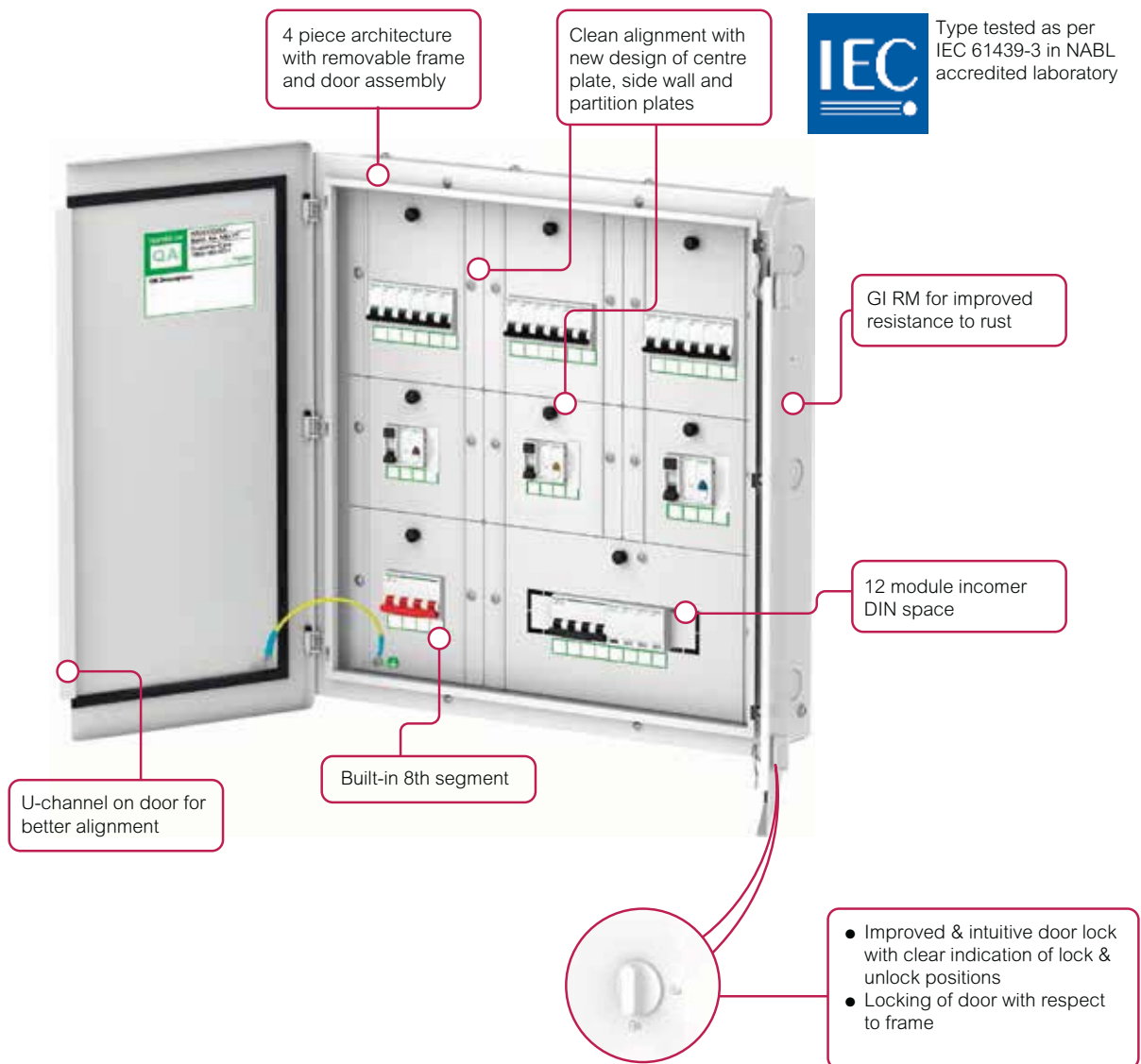
NORMAL STOCK ITEMS

W.E.F. June 1, 2021

Acti 9

Distribution Boards

New Phase Segregated DBs



Key highlights

- 1 New compact design
- 2 Robust architecture
- 3 Type-tested system
- 4 4 piece construction
- 5 Built-in 8th segment
- 6 Split door for all variants
- 7 Clean alignment of doors, centerplates
- 8 Improved door locking
- 9 High rust resistance with GI
- 10 Increased incomer DIN space

Please Contact nearest Schneider Electric Sales Office and Customer Care Center for your reference.

Per Phase Isolation DBs

- PPI DBs to mount DP Residual Current Device (RCD) at an individual phase level to isolate the faulty phase in case of earth leakage and ensure continuity of supply to other healthy phases
- Incomer - Modular (FP MCB/Isolator) using PPI Kit / MCCB100A (TP/FP Compact NSX or EasyPact CVS)
- Sub-Incomer - DP RCCB/RCBO
- Outgoing - SP MCBs

Description	Total Module Cutout (Incomer + Outgoing)	Single Door (IP30) Reference	Unit MRP [₹]	Double Door Metal (IP43) Reference	Unit MRP [₹]
12 way	100A MCCB + 6 + 30	-	-	A9HPID12M	19033

PPI Kit (to convert TPN and Flexi Tier DBs to PPI DB)



- Set of accessories to convert TPN DBs and 4 tier Flexi DBs to PPI DB
- Kit is provided with additional required quantity of N-Bar, wire set, Busbars (only for Flexi Tier) and Mounting Kit (only for TPN)

Description	Reference	Unit MRP [₹]
PPI Kit for 6way TPN DB (2+4w PPI DB)	A9HKIT04 <input checked="" type="checkbox"/>	3740
PPI Kit for 8way TPN DB (2+6w PPI DB)	A9HKIT06 <input checked="" type="checkbox"/>	4380
PPI Kit for 12way TPN DB (2+10w PPI DB)	A9HKIT10 <input checked="" type="checkbox"/>	4827
PPI Kit for 4T40M Flexi DB (2+8w PPI DB)	A9HKIT08 <input checked="" type="checkbox"/>	7744
PPI Kit for 4T56M Flx DB (2+12w PPI DB)	A9HKIT12 <input checked="" type="checkbox"/>	8574

Phase Segregated DBs



- Phase Segregated DBs to provide total safety for installer and maintenance personnel, by compartmentalizing each Phase and separating Incomer, Sub-Incomer and Outgoing
- Offers better continuity of supply in case of faults during maintenance at DB level.
- Incomer - Modular (FP MCB/Isolator) / MCCB 100A (TP/FP during maintenance Compact NSX or EasyPact CVS)
- Sub-Incomer - DP RCCB/RCBO
- Outgoing - SP MCBs
- GI sheet ensures improved rust resistance
- Type-tested system conforming IEC 61439-3
- Built-in 8th segment (for modular incomer only)
- Increased incomer DIN space of 12M for 6 ways to 12 ways
- Split door for all variants
- New design ensures clean alignment of doors, centerplates
- 4 piece architecture with removable frame
- Improved, intuitive door lock design with clear indication of lock and unlock positions

Description	Total Module Cutout (Incomer + Sub-incomer + Outgoing)	Single Door (IP30) Reference	Double Door Metal (IP43) Reference	Unit MRP [₹]
4 way	8 + 12 + 12 + 4	-	A9HPSG04	13500
6 way	8 + 12 + 18 + 4	-	A9HPSG06	15094
8 way	8 + 12 + 24 + 4	-	A9HPSG08	16853
12 way	8 + 12 + 36 + 4	-	A9HPSG12	21158
12 way with MCCB I/c	100A MCCB + 12 + 36	-	A9HPSG12M	28550

Note: For all above Reference MOQ = 1

Please contact Customer Care Center for Stockable and Non stockable status of references.

NORMAL STOCK ITEMS

W.E.F. June 1, 2021

VTPN DBs for Modular Incomer



- Ideal solution to distribute power supply to both 3 Phase and 1 Phase loads in the same DB
- Incomer - FP RCCB/RCBO/Isolator/MCB
- Outgoing - SP MCBs / TP MCBs

Description	Total Module Cutout (Incomer + Outgoing)	Single Door (IP30) Reference	Unit MRP [₹]	Double Door Metal (IP43) Reference	Unit MRP [₹]
4 way	12 + 12	-	-	A9HVTD04 <input checked="" type="checkbox"/>	14306
8 way	12 + 24	-	-	A9HVTD08 <input checked="" type="checkbox"/>	18199
12 way	12 + 36	-	-	A9HVTD12 <input checked="" type="checkbox"/>	24356

VTPN DBs for MCCB Incomer



- DBs for higher incoming current distribution up to 250A
- Incomer - TP/FP Compact NSX or EasyPact CVS MCCB up to 250A
- Outgoing - SP MCBs / TP MCBs

Description	Total Module Cutout (Incomer + Outgoing)	Single Door (IP30) Reference	Unit MRP [₹]	Double Door Metal (IP43) Reference	Unit MRP [₹]
4 way	100A MCCB + 12	-	-	A9HVD04L	15670
8 way	100A MCCB + 24	-	-	A9HVD08L	19856
12 way	100A MCCB + 36	-	-	A9HVD12L	26402
4 way	160A MCCB + 12	-	-	A9HVD04M	17246
8 way	160A MCCB + 24	-	-	A9HVD08M	21486
12 way	160A MCCB + 36	-	-	A9HVD12M	28676
8 way	250A MCCB + 24	-	-	A9HVD08H	37127
12 way	250A MCCB + 36	-	-	A9HVD12H	39137

ComReady DBs



- Designed to house Acti 9 communication system
- Supplied with Double DIN rail, E-Bar and Wire channel.
- Accessories to convert Flexi Tier DB into ComReady DB available on request

Description	Total Module Cutout (Incomer + Outgoing)	Single Door (IP30) Reference	Unit MRP [₹]	Double Door Metal (IP43) Reference	Unit MRP [₹]
1 Tier 24 Modules	24	-	-	A9HCRD124	10608
2 Tier 48 Modules	48	-	-	A9HCRD248	16398

Metal Clad P&S Units



- Plug & Socket Unit with Electra Plug & Socket and provision to mount modular protection devices to feed the end load directly

Description	Total Module Cutout	Single Door (IP30) Reference	Unit MRP [₹]	Double Door Metal (IP43) Reference	Unit MRP [₹]
10A 1P+N+E P&S	2	A9HMS210	2334	-	-
20A 1P+N+E P&S	2	A9HMS220	2499	-	-
30A 3P+E P&S	3	A9HMS330	5469	-	-

Please contact Customer Care Center for Stockable and Non stockable status of references.

NORMAL STOCK ITEMS

W.E.F. June 1, 2021

Industrial P&S Units (provision to mount PratiKa Sockets)



- Plug & Socket Unit with provision to mount PratiKa straight / angled* socket and modular protection devices to feed the end load directly

Description	Total Module Cutout	Single Door (IP30) Reference	Unit MRP [₹]	Double Door Metal (IP43) Reference	Unit MRP [₹]
16A 3P PK P&S	2	A9HKS316	2158	-	-
32A 3P PK P&S	2	A9HKS332	3564	-	-
32A 5P PK P&S	4	A9HKS532	4222	-	-
63A 5P PK P&S	4	A9HKS563	8527	-	-

Locks for Acti 9 DBs



Key Lock

Description	Reference	Unit MRP [₹]
Rotary lock	A9HRL801	645
Key Lock	A9HRL802	810
New Rotary Lock**	A9HRL901	645

Note: **Use New Rotary lock reference A9HRL901 for:
Acti9 DBs manufactured September 2020 onwards
Acti9 DBs with lock & unlock symbol on door .

Accessories for Distribution Boards

Description	Reference	Unit MRP [₹]
Busbars		
Fork Busbar 1P 12MOD. 63A	R9XFH112	873
Fork Busbar 1P 57MOD. 63A	R9XFH157	1942
Fork Busbar 2P 12MOD. 63A	R9XFH212	1006
Fork Busbar 2P 57MOD. 63A	R9XFH257	3726
Fork Busbar 3P 12MOD. 63A	R9XFH312	2271
Fork Busbar 3P 57MOD. 63A	R9XFH357	8128
Fork Busbar 4P 12MOD. 63A	R9XFH412	2094
Fork Busbar 4P 57MOD. 63A	R9XFH457	8748
Busbar Accessories		
Set of 10 End Caps 1P	R9XE110	*
Set of 10 End Caps 2P	R9XE210	*
Set of 10 End Caps 3P	R9XE310	918
Set of 10 End Caps 4P	R9XE410	*
Set of 4 Connector Fork 63A	R9XFC04	*
Set of 20 Tooth Caps	R9XT20	1176
Blanking Plate	13229B	45

Note: Blanking Plate MOQ = 10, All other MOQ = 1

* - Price on Request

Customized Distribution Boards to Suit Your Need - Available on Request*

- TV/Telephone DBs
- Pre-Wired DBs
- 8 Segment DBs
- Acrylic Door DBs
- IP54 DBs
- DBs with Phase Indication Lamps

*upto 32A socket only

Note: For all above Reference MOQ = 1

Note: * Please contact nearest Schneider Electric Sales Office or Customer Care Center for coordination chart

Please contact Customer Care Center for Stockable and Non stockable status of references.

NORMAL STOCK ITEMS

W.E.F. June 1, 2021

Kaedra enclosures for PratiKa industrial sockets are part of a complete system of Watertight enclosures from 16A to 125A providing solutions for protection, control and electrical distribution for tertiary and industrial applications



- Degree of protection - IP65
- Impact strength - IK09
- Resistant to chemical and atmospheric agents, UVs etc.
- Self extinguishing class 2 insulating material
- Flame and abnormal heat resistance: 650°C
- Reversible front face for opening of door to left/right
- Combining of enclosures horizontally/vertically while still maintaining IP
- DIN channel can be positioned in 2 depths & 2 heights for cabling purpose

Mini Enclosures for modular devices



Description	Reference	Unit MRP [₹]
4 module	13441 <input checked="" type="checkbox"/>	3289
6 module	13442	3744
8 module	13443	4409
12 module	13444	7084

Enclosures for modular devices (with terminal blocks)



Description	Reference	Unit MRP [₹]
1 row 12 module	13431	7818
1 row 18 module	13432	10304
2 row 24 module	13433	11701
2 row 36 module	13434	14813
3 row 36 module	13435	15446
4 row 72 module	13437	29481

Mini Enclosure (suitable to mount modular devices and PratiKa 16A socket)



Description	Reference	Unit MRP [₹]
4 module 1 vertical opening	13175 <input checked="" type="checkbox"/>	1569
4 module 2 horizontal opening	13176	1935
4 module 3 horizontal opening	13177	2436

Note: For all above Reference MOQ = 1

Please contact Customer Care Center for Stockable and Non stockable status of references.

NORMAL STOCK ITEMS

W.E.F. June 1, 2021

Enclosure (suitable to mount modular devices and PratiKa 16A / 32A sockets)



Description	Reference	Unit MRP [₹]
5 module 2 opening	13178 <input checked="" type="checkbox"/>	3777
8 module 4 horizontal opening	13179	5155
13 module 3 opening	13180	6813
13 module 6 opening	13181	7489
19 module 8 opening	13182	9652

Functional Plaques



Description	Reference	Unit MRP [₹]
Blank - marked for 1 socket 50x50	13135	488
Blank - marked for 1 socket 65x65 or 75x75	13137	488
Intermediate with 65x85 opening	13136	595
Intermediate with one opening for 65x85 & 90x100	13142	987

Note: For all above Reference MOQ = 1

Please contact Customer Care Center for Stockable and Non stockable status of references.

NORMAL STOCK ITEMS

W.E.F. June 1, 2021

Wander Plugs



PKE16M423



PKE16M723



81383

- Conforms to IEC 60309-1 & IEC 60309-2
- PK PratiKa Screw Connect: same orientation of clamp's screws
- External impact strength: IK08
- Glow wire test: 850°C

[In] Rated Current (A)	[Ue] Rated Operational Voltage (V)	Poles Description	Reference	Unit MRP [₹]
PratiKa Screw				
IP44				
16	200...250	2P + E	PKE16M423 <input checked="" type="checkbox"/>	509
		2P + E	PKX16M423 <input type="checkbox"/>	1030
	380...415	3P + E	PKE16M434 <input checked="" type="checkbox"/>	645
		3P + N + E	PKE16M435 <input checked="" type="checkbox"/>	672
32	200...250	2P + E	PKE32M423 <input checked="" type="checkbox"/>	802
	380...415	3P + E	PKE32M434	930
		3P + N + E	PKE32M435 <input checked="" type="checkbox"/>	917
IP67				
16	200...250	2P + E	PKE16M723 <input checked="" type="checkbox"/>	1113
		2P + E	PKX16M723 <input type="checkbox"/>	1637
	380...415	3P + E	PKE16M734	1257
		3P + N + E	PKE16M735	1344
32	200...250	2P + E	PKE32M723	1575
	380...415	3P + E	PKE32M734 <input checked="" type="checkbox"/>	1699
		3P + N + E	PKE32M735 <input checked="" type="checkbox"/>	1711
PK (63A & 125A available in IP67 only)				
63	200...250	2P + E	81378	4464
	380...415	3P + E	81382 <input checked="" type="checkbox"/>	4256
		3P + N + E	81383 <input checked="" type="checkbox"/>	4262
125	200...250	2P + E	81390	11399
	380...415	3P + E	81394	13018
		3P + N + E	81395	13018

Note: * Fast Connection

Small Wall Mounted Sockets



PKF16W423



PKF16W723



PKF32W735

- Conforms to IEC 60309-1 & IEC 60309-2
- External impact strength: IK08
- Glow wire test: 850°C

[In] Rated Current (A)	[Ue] Rated Operational Voltage (V)	Poles Description	Reference	Unit MRP [₹]
IP44				
16	200...250	2P + E	PKF16W423	892
	380...415	3P + E	PKF16W434	1035
		3P + N + E	PKF16W435	1130
32	200...250	2P + E	PKF32W423	1165
	380...415	3P + E	PKF32W434	1399
		3P + N + E	PKF32W435	1477
IP67				
16	200...250	2P + E	PKF16W723	1417
	380...415	3P + E	PKF16W734	1779
		3P + N + E	PKF16W735	1840
32	200...250	2P + E	PKF32W723	1772
	380...415	3P + E	PKF32W734	2589
		3P + N + E	PKF32W735	3434

Note: For all above Reference MOQ = 1

Please contact Customer Care Center for Stockable and Non stockable status of references.

NORMAL STOCK ITEMS

W.E.F. June 1, 2021

Wall Mounted Sockets



81178

81183

- Conforms to IEC 60309-1 & IEC 60309-2
- Rated operational voltage upto 415V
- Rated operational current upto 125A
- External impact strength: IK08
- Glow wire test: 850°C
- Available only in IP67

[In] Rated Current (A)	[Ue] Rated Operational Voltage (V)	Poles Description	Reference	Unit MRP [₹]
63	200...250	2P + E	81178	5499
	380...415	3P + E	81182 ●	5660
		3P + N + E	81183	5740
125	200...250	2P + E	81190	19653
	380...415	3P + E	81194	19832
		3P + N + E	81195	19929

Wander Sockets



PKF16M423

81483

PKF32M735

- PK PratiKa Screw Connect: same orientation of clamp's screws.
- PK PratiKa: 16A & 32A; IP44 & IP67
- External impact strength: IK08
- Glow wire test: 850 °C
- Conforms to IEC 60309-1 & IEC 60309-2

[In] Rated Current (A)	[Ue] Rated Operational Voltage (V)	Poles Description	Reference	Unit MRP [₹]
PratiKa Screw				
IP44				
16	200...250	2P + E	PKF16M423 ✓	706
		2P + E	PKY16M423	778
	380...415	3P + E	PKF16M434	814
		3P + N + E	PKF16M435	888
32	200...250	2P + E	PKF32M423 ✓	970
	380...415	3P + E	PKF32M434	1177
		3P + N + E	PKF32M435 ✓	1185
IP67				
16	200...250	2P + E	PKF16M723	1306
		2P + E	PKY16M723 ●	1589
	380...415	3P + E	PKF16M734	1637
		3P + N + E	PKF16M735	1711
32	380...415	2P + E	PKF32M723	1796
		3P + E	PKF32M734	1987
	3P + N + E	PKF32M735	2006	
PK (63A & 125A available in IP67 only)				
63	200...250	2P + E	81478	4862
	380...415	3P + E	81482	4905
		3P + N + E	81483	4984
125	200...250	2P + E	81490	15324
	380...415	3P + E	81494	15349
		3P + N + E	81495	15649

Also Available on Request:

- Patented FAST connect Plugs & Sockets - innovative cabling system that enables connection without stripping the conductor and with absolutely no screws required
- Extra Low Voltage Plugs & Sockets down to 50V

Please contact nearest Schneider Electric Sales Office or Customer Care for Reference and Prices

Note: For all above Reference MOQ = 1

Please contact Customer Care Center for Stockable and Non stockable status of references.

✓ NORMAL STOCK ITEMS

W.E.F. June 1, 2021

Panel Mounted Sockets - Angled



PKF16F423



PKF32F723



81283

- PK PratiKa Screw Connect: same orientation of clamp's screws
- External impact strength: IK08
- Glow wire test: 850°C
- Conforms to IEC 60309-1 & IEC309-2

[In] Rated Current (A)	[Ue] Rated Operational Voltage (V)	Poles Description	Reference	Unit MRP [₹]
PratiKa Screw				
IP44				
16	200...250	2P + E	PKF16F423 <input checked="" type="checkbox"/>	546
		2P + E	PKY16F423 ●	589
	380...415	3P + E	PKF16F434	814
32	200...250	3P + N + E	PKF16F435 <input checked="" type="checkbox"/>	867
		2P + E	PKF32F423 <input checked="" type="checkbox"/>	970
	380...415	3P + E	PKF32F434	1125
		3P + N + E	PKF32F435	1121
IP67				
16	200...250	2P + E	PKF16F723 <input checked="" type="checkbox"/>	1028
		2P + E	PKY16F723 ●	1245
	380...415	3P + E	PKF16F734	1171
32	200...250	3P + N + E	PKF16F735 <input checked="" type="checkbox"/>	1185
		2P + E	PKF32F723	1337
	380...415	3P + E	PKF32F734	1564
		3P + N + E	PKF32F735	1589
PK (63A & 125A available in IP67 only)				
63	200...250	2P + E	81278	4390
		3P + E	81282 <input checked="" type="checkbox"/>	4397
	380...415	3P + N + E	81283 <input checked="" type="checkbox"/>	4483
125	200...250	2P + E	81290	14435
		3P + E	81294	14809
	380...415	3P + N + E	81295	14882

Panel Mounted Sockets - Straight



PKF16G423



PKF16G723



81683

- PK PratiKa Screw Connect: same orientation of clamp's screws
- External impact strength: IK08
- Glow wire test: 850°C
- Conforms to IEC 60309-1 & IEC309-2

[In] Rated Current (A)	[Ue] Rated Operational Voltage (V)	Poles Description	Reference	Unit MRP [₹]
PratiKa Screw				
IP44				
16	200...250	2P + E	PKF16G423	618
		2P + E	PKY16G423	635
	380...415	3P + E	PKF16G434	888
32	200...250	3P + N + E	PKF16G435	930
		2P + E	PKF32G423	981
	380...415	3P + E	PKF32G434	1130
		3P + N + E	PKF32G435	1224
IP67				
16	200...250	2P + E	PKF16G723	1035
		2P + E	PKY16G723 ●	1165
	380...415	3P + E	PKF16G734	1171
32	200...250	3P + N + E	PKF16G735	1185
		2P + E	PKF32G723	1319
	380...415	3P + E	PKF32G734	1485
		3P + N + E	PKF32G735	1540
PK (63A & 125A available in IP67 only)				
63	200...250	2P + E	81678	4372
		3P + E	81682	4440
	380...415	3P + N + E	81683	4440
125	200...250	2P + E	81690	14717
		3P + E	81694	14809
	380...415	3P + N + E	81695	14882

*Fast Connection

Note: For all above Reference MOQ = 1

Please contact Customer Care Center for Stockable and Non stockable status of references.

 NORMAL STOCK ITEMS

W.E.F. June 1, 2021

Sockets with Interlock Switches - for guaranteed safety of operation

- Allows closure of main switch only when the plug is fully inserted in socket - when complete mechanical & electrical connection has occurred
- Plug removal is possible only when the switch is in "off" position

Wall Mounted Sockets with Interlock Switch Unika (w/o protection)



- Switch designed for use in AC 22A class applications
- Conforms to IEC 60309-1 & IEC 60309-2
- Rated operational voltage upto 415V
- Rated operational current upto 32A
- External impact strength: IK08
- Available in IP44 / IP65 versions
- Glow wire test: 750°C

[In] Rated Current (A)	[Ue] Rated Operational Voltage (V)	Poles Description	Reference	Unit MRP [₹]
IP44				
16	200...250	2P + E	83031	7421
	380...415	3P + E	83035	10272
32	380...415	3P + N + E	83036	10473
		2P + E	83042 <input checked="" type="checkbox"/>	9634
	200...250	3P + E	83046	11229
IP65	380...415	3P + N + E	83047	11351
		2P + E	83081	7678
		3P + E	83085	10572
	16	3P + N + E	83086	10787
		200...250	2P + E	83092
32	3P + E	83096	12081	
	380...415	3P + N + E	83097	12081

Socket with Interlock Switch & DIN Rail Isoblock (4.5 modules)



- Switch designed for use in AC- 22A class applications
- Conforms to IEC 60309-1 & IEC 60309-2
- Provision to DIN mount 4.5 module device
- External impact strength: IK10
- Available in IP65 version
- Glow wire test: 850°C

[In] Rated Current (A)	[Ue] Rated Operational Voltage (V)	Poles Description	Reference	Unit MRP [₹]
16	200...250	2P + E	82754 <input checked="" type="checkbox"/>	9198
	380...415	3P + E	82758	11204
		3P + N + E	82759	11578
32	200...250	2P + E	83791 <input checked="" type="checkbox"/>	10891
	380...415	3P + E	83795	12891
		3P + N + E	83796	12975

Socket with Interlock Switch & DIN Rail Isoblock (6 modules)



- Switch designed for use in AC- 22A class applications
- Conforms to IEC 60309-1 & IEC 60309-2
- Provision to DIN mount 6 module device
- External impact strength: IK10
- Available in IP65 version
- Glow wire test: 850°C

[In] Rated Current (A)	[Ue] Rated Operational Voltage (V)	Poles Description	Reference	Unit MRP [₹]
32	200...250	2P + E	82766	14367
	380...415	3P + E	82770	16845
		3P + N + E	82771	17355
63	380...415	3P + E	82782	19359
		3P + N + E	82783	19421

Note: For all above Reference MOQ = 1

Please contact Customer Care Center for Stockable and Non stockable status of references.

NORMAL STOCK ITEMS

W.E.F. June 1, 2021

ELECTRA Metal Clad Plugs & Sockets are specially designed incorporating the latest safety, quality and user friendly features.

Construction

- The casting is made from non-corroding die-cast aluminum alloy combining exceptional compactness with high strength
- The design/construction eliminates the possibility of mismatch in fitting of plugs in corresponding sockets
- The floating contacts in the sockets are self aligning and facilitates smooth plugging in without undue pressure (These can be easily removed for wiring)
- A provision for pilot pin facilitates mechanical interlocking in case of 63A ratings

Human Safety

Specially designed shroud to avoid accidental finger contact with plug-pins while inserting/removing the plug
Similarly, the contact tubes in sockets are deeply recessed to avoid human contact

- The earthing pins ensure that earth connection is made first and broken last, being longer than conducting pins
- The visible earth terminals facilitate easy checking of earth connection
- The cable grip to the plug is made very strong by providing a compression gland and by protecting it at the point of entry by a strong rubber guard

Applications

Industrial, Commercial & Domestic portable equipments like Hand/Power Tools, Industrial Ovens, Welding Sets, Mobile Generators, Furnaces, Ships, Office Machines, Refrigerators, Coolers, Air-Conditioners, Overhead Cranes, Chilling Cabinets, Tile Polishers and Sewing Machines

Plug



Rating (A)	Poles Description	Voltage (V)	MOQ	Reference	Unit MRP [₹]
10	2P	250	30	AP10 <input checked="" type="checkbox"/>	247
20	2P	250	30	AP20 <input checked="" type="checkbox"/>	259
20	3P	440	30	BP20 <input checked="" type="checkbox"/>	345
30	3P	440	20	BP30 <input checked="" type="checkbox"/>	629
63	3P+N+E	440	4	CP63 <input checked="" type="checkbox"/>	2844

Socket



Rating (A)	Poles Description	Voltage (V)	MOQ	Reference	Unit MRP [₹]
10	2P	250	30	AS10 <input checked="" type="checkbox"/>	259
20	2P	250	30	AS20 <input checked="" type="checkbox"/>	276
20	3P	440	30	BS20 <input checked="" type="checkbox"/>	388
30	3P	440	20	BS30 <input checked="" type="checkbox"/>	666
63	3P+N+E	440	4	CS63 <input checked="" type="checkbox"/>	3125

Please contact Customer Care Center for Stockable and Non stockable status of references.

NORMAL STOCK ITEMS

W.E.F. June 1, 2021


Get ready for
GREEN
Avatar of Power Monitoring

Discover EM6400NG+
India's Most sold Multifunction Meter



EcoStruxure Power: thrive in a digital world.

Discover Our Power Monitoring Solutions



1. Tailored Offers for Specific Applications and Segments



- > BCPM A/B/C variants
- > Split or solid core CTs
- > 24 / 36 / 42 / 48 / 72 / 84 channels configuration



1.1 BCPM

*Price On Request

The BCPM Provides Data Center Managers with Information to

Maximize uptime and avoid outages through advanced alarming capabilities

- > Set sensitivity parameters so an alarm is triggered when current approaches any breaker limit
- > Alarms distinguish between past events and alarm states that are still occurring
- > Analyze the alarm history to assess areas that may need additional capacity to prevent issues

Effectively plan future infrastructure needs by providing historical usage data, to ensure that new infrastructure projects are sized correctly

- > Track usage at the circuit level
- > Develop reports on historical usage patterns
- > Use reporting to accurately predict future needs

Easily allocate costs

- > Allocate costs based on per rack energy consumption
- > Track usage patterns and determine areas of potential savings
- > Create ongoing reporting structures to effectively manage costs



1.2 Insulation Monitoring Devices

*Price On Request

VigiloHM Range of Insulation Monitoring Devices

Used in IT earthing arrangements, this solution

- > Guarantees process continuity in case of earth fault,
- > Improves staff and process safety, and
- > Optimizes maintenance.

Can be used in 3 levels of insulation monitoring

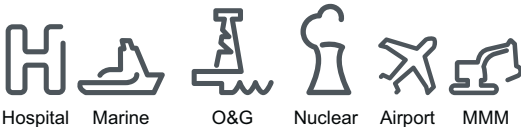
Level 1 : fault detection and signalling, manual fault location (all IMDs)

Level 2 : automatic fault location

Level 3 : feeder measurement + communication

Key features

- > Fault detection and signalling
- > Insulation resistance value display
- > Transformer monitoring (current and temperature)
- > Modbus communication
- > Alarm log
- > Insulation fault remote indicator (audible & visual)
- > Electrical fault (transformer overload or circuit breaker tripping) remote indicator (audible & visual)
- > IEC 60364-4-41 : Electrical standards in buildings
- > IEC 60364-7-10 : Requirements for special installations or locations
Medical locations.
- > IEC 61557-8 : Insulation Monitoring Devices in IT earthing arrangement
- > IEC 61557-9 : Equipment for insulation fault location in IT earthing arrangements



Hospital Marine O&G Nuclear Airport MMM

Please contact Customer Care Center for Stockable and Non stockable status of references.

NORMAL STOCK ITEMS

W.E.F. June 1, 2021



High-speed transient detection for your critical power networks

PowerLogic™ ION9000T

Meet the storyteller of your critical power networks - the PowerLogic ION9000T power quality meter. With high-resolution transient waveform capture, the meter identifies and characterizes high-speed transient voltages that often go undetected and can cause component damage or equipment failure. Modular design, flexible programming, and 0.1S accuracy give the ION9000T the adaptability needed for the IoT-enabled future. Onboard web pages provide meaningful, actionable EN50160 and IEEE519 power quality compliance data. The meters work natively with Ecostruxure™ Power Monitoring Expert to correlate facility-wide, system-level events for decisive power quality information and root cause analysis.

High-speed transient detection

- Detection and capture of impulsive and oscillatory transients along with onboard power quality analysis
- Transient and disturbance waveform captures, ½ cycle RMS
- Patented disturbance direction detection (DDD) to identify event root cause

Modular, flexible, and adaptable

- Multiple mounting options: DIN and panel with adapter plate
- Calibration pulses: on meter body
- Native plug-and-play support: for Ecostruxure™ Power Monitoring Expert, Ecostruxure™ Power SCADA Operation, ION Setup
- Two display options and field installable I/O option modules

Unprecedented accuracy

- 0.1S accuracy: third-party certified, for a new benchmark in high performance metering
- Certified PQI-A (power quality instrument): complies with IEC 62586-1/-2
- Can uncover energy savings and contribute to a new competitive edge
- Ideal for even the most demanding environments

Cybersecurity features

- Secure protocol support and security event logging that integrate with your architectures
- Helps minimize vulnerabilities to your critical power assets and systems and reinforce your security strategies

se.com/in

2. High Accuracy, Specialized Solutions - for MV/LV Distribution



2.4 PowerLogic™ ION7400

Compact energy and power quality meters for feeders or critical loads

*Price On Request

- > High quality, reliability, and accuracy: 3-phase power and energy measurements with power quality compliance monitoring, data and event logging, and alarming
- > Industry-leading: Class 0.2S revenue metering and network management data
- > Regulatory compliance: meets all North and South American requirements for utility metering
- > Built-in intelligence: RTU polls downstream devices like relays or other telemetry devices
- > Exceptional adaptability: integrates into existing billing/SCADA systems
- > Reduces downtime: pinpoints disturbances with disturbance direction detection as upstream or downstream of the meter
- > High degree of visibility to data and assets: allows for cost savings, rapid response time, and better decisions
- > Monitors and logs parameters in support of multiple international PQ compliance measurement standards
- > Harmonics: high-resolution waveform capture and Flicker influence



2.5 PowerLogic™ PM8000 Series

*Price On Request

- > Patent disturbance detection capability with Sag/Swell / Waveform capture technology
- > **Ideal** for high energy users
- > **Revenue accuracy** of Class 0.2S as per IEC 62053-22
- > **High Sampling rate** of 256 Samples / Cycle, Waveform recording, sag/swell monitoring
- > **Modbus Master** with Single RS485 port & Dual Ethernet
- > **512MB of standard** non-volatile memory for Data and event logging
- > **Harmonics Analysis** upto 63rd for Voltage & current
- > **GPS clock (RS485)** or IRIG-B (digital input)
- > **01 Serial port** (Modbus, ION, DNP3) , Dual Ethernet port (Modbus/TCP, ION TCP, DNP3 TCP, IEC 61850)
- > **Standard Digital Input**, Expandable Digital IO, Analog IO

Please contact Customer Care Center for Stockable and Non stockable status of references.

NORMAL STOCK ITEMS

W.E.F. June 1, 2021

Simplifying power quality, maximizing versatility

PowerLogic™ PM8000 series Power Quality Analyser

- Higher Sampling Rate: 256 Samples / Cycle
- Disturbance Direction Detection (DDD): Upstream / Downstream
- Sag/ Swell monitoring with Waveform Capturing functionality
- High Active Accuracy: Class 0.2S as per IEC 62053-22
- Dual Ethernet and 01 RS485 port with Modbus Mastering
- International PQ standards - IEC 61000-4-30 Class S, IEC 62586 PQI-S



3. High Accuracy, Compact, Power Meters - for HV/MV/LV Distribution



3.1 PowerLogic™ PM5000 Series Power Meters

- > **IEC 61557-12 IEC** for PMD (Power Measurement Devices)
- > **Accuracy** - Class 0.5S (PM51xx, PM53xx) and Class 0.2S (PM5560) - IEC Specifications
- > **4th CT** for neutral and ground current measurement (PM5560)
- > **Dual Ethernet** ports for daisy chain communication (PM5560)
- > **Internal** webpage (PM5560)
- > **Individual Harmonics** up-to 63rd (PM5560), 31st (PM53xx) & 15th (PM51xx) THD, TDD
- > **Multi-tariff** Schedules 4 tariffs (PM53xx) & 8 tariffs (PM5560)
- > **Two Relay outputs** for circuit breaker monitoring & control (PM5330, PM5340)
- > **Logging** memory (PM53xx, PM5560)
- > **Peak demand** with time stamping D/T for current and powers (PM53xx, PM5560)
- > **Demand prediction** based on sliding, fixed and rolling block, thermal methods (All models)
- > **Battery backed up** Real Time Clock (All models)
- > **Meter Insight-Through QR code**
- > 2DI/2DO/2AI (PM5570), RCM (PM5660), Waveform capture and Sag Swell + 2DI/2DO (PM5650), Waveform capture and Sag Swell + 2DI/2DO + RCM (PM5760)

Product	Description	Reference	Unit MRP [₹]
PM 5560	CI0.2S, 2 Ethernet + 1 RS485 Port, 4th CT, Webpage, 63rd Harmonic (magnitude & direction), 52 alarms, 4 DI, 2 DO, 8 multi tariff, 128 samples / cycle	30003008D	64836
PM 5340	CI0.5S, 1 Ethernet, 31st harmonic, 2 DI, 2 DO, 2 RO, 35 Alarms, Data logging, 64samples / cycle	30003007D	37924
PM 5320	CI0.5S, 1 Ethernet, 31st harmonic, 2 DI, 2 DO, 35 Alarms, Data logging, 64samples / cycle	30003005D	35347



3.2 Smart Demand Controller - EM7200 Series

- > Accuracy CL **0.2***, **0.5S** and **Class 1.0** as per IEC 62053 21/22
- > **CE / UL** Certification as per IEC / UL61010 1 Ed 3
- > Versatile and fully user programmable, suitable for HT/LT with any CT/PT
- > 2 Digital inputs, **3 Form C Relay outputs** for control
- > **TOU** for time enabled tariff users and auto resetting of energy parameters - weekdays, weekends, public holidays & offs.
- > **Import / Export** option enables monitoring of bi-directional power flow (also called 4 - quadrant measurement)
- > Utility meter cross check
- > **19 demand profile** settings for optimal demand planning
- > THD and individual harmonics up-to 15th
- > **Predictive demand**, present demand, max demand with date/time stamp. 4 peaks and 4 lows

Product	Description	Reference	Unit MRP [₹]
EM 7290	Demand Controller CI0.2* with RS485 Port	30002975	53362
EM 7280	Demand Controller CI0.5S with RS485 Port	30002198	41627
EM 7230	Demand Controller CI1.0 with RS485 Port	30002055	38424

* Class 0.2S compliance available in 3ph,4w system

Please contact Customer Care Center for Stockable and Non stockable status of references.

NORMAL STOCK ITEMS

W.E.F. June 1, 2021



The easy choice for quality,
value, and simplicity.

EasyLogic™ PM2000 series



- Active Accuracy - Class 0.5S/1.0 as per IEC62053-22/21
- Dual Sourcing - Utility or Solar or wind energy monitoring using the DI
- 12am (Configurable) Snapshot - Volt, Amp, Power & Energy
- Rate Counters - Configurable for Energy and KgCO2
- Expandable IO Module - Digital IO/Analog IO
- Calibration and Heart beat LED on the front display

se.com/in

3. High Accuracy, Specialized Solutions- for MV/LV Distribution

3.3 EasyLogic™ PM2000 Series

Multifunction Power and Energy meter with 12am snapshot and Rate counters (kgCO2 / Energy)



- > Energy Standard - Class 0.5S /1.0 as per IEC 62053-22 / 21
- > Power quality analysis with THD & Ind. harmonics up to 31st
 - IO module integration (optional) – Digital Input/ Output, Analog Input/ Output
 - Dual / Multi sourcing - Capable of monitoring Utility & Genset/ Solar/Wind energy using the Multitariff and Digital Input.
 - 12am (Configurable) Snapshot – Snapshot of Avg Volt, Avg Amp, Total active power & energy delivered as measured by the meter at 12am (Configurable) of every day.
 - Rate Counters – Configurable rate counters for displaying kgCO2 or energy cost.
 - Onboard Data Logging – Configurable logging up to 2 parameters
 - Per-phase, avg/ total of Volts, Amps, PF, THD, Hz, W, Wh, VA, VAh, VAR, VARh, Max Demand & Import / Export
 - Min/Max Monitoring with Date/Time stamping
 - Communication : Pulse output or RS485 port

Product	Description	Reference	Unit MRP [₹]
PM2230	PM2230, LCD, RS485, Accuracy CI0.5S, 31st Ind.harmonics, 12am snap shot, kg CO2 and energy rate counters, Data logging	METSEPM2230D	27385
PM2220	PM2220, LCD, RS485, Accuracy CI1, 15th Ind.harmonics, 12am snap shot, kg CO2 and energy rate counters	METSEPM2220D	25193
PM2130	PM2130, LED, RS485, Accuracy CI0.5S, Ind. Harmonics up to 31st over communication, data logging	METSEPM2130D	26230
PM2K2DIDO*	Optional Digital IO card - 2 channel DI & DO for PM2000 Series	METSEPM2KDGTLIO22D	3112
PM2K1AIAO*	Optional Analog IO card - 1 channel AI & AO for PM2000 Series	METSEPM2KANLGIO11D	3690
PM2K2AIAO*	Optional Analog IO card - 2 channel AI & AO for PM2000 Series	METSEPM2KANLGIO22D	4495
PM2K2DI2RO*	EasyLogic™ PM2x30 2DI2RO Module 2-IO	METSEPM2K2DI2ROD	Price On Request

* Optional IO modules can be used for PM2230 & PM2130 models only. Maximum upto 1 module can be used per device at a time.

The future of multifunction meters is here

The all-new Hexa and EM6400NG⁺ Series

All-New Hexa Now in LCD



All-New Hexa



All-New EM6400NG⁺



se.com/in

4. India's Most Trusted, Reliable and Accurate Multifunction Meters



4.1 Conzerv™ EM6400NG+ Series, The Next Generation Workhorse

Multifunction Energy meter with NextGen features like Harmonics & Min/Max Monitoring, Digital security

- > **Energy Standard** – Class 0.2/0.5S/1 as per IEC 62053-22 / 21
- > **Power quality analysis** with THD & individual harmonics upto 15th over communication
- > **13 different wiring** configuration scheme
- > **Volts, Amps, PF, THD, F, W, Wh, VA, VAh, Var, Varh, Runhrs, Onhrs, Interupts, Preloaded Demand & Import /Export**
- > **Min/Max Monitoring** with Date/Time stamping
- > **Calibration LED** and Heart beat LED for communication Status
- > **Communication:** POP or RS485 port

Product	Description	Reference	Unit MRP [₹]
EM6400NG+	Class accuracy C10.2, RS485 port	METSEEM6400NGRSL2	28768
EM6400NG+	Class accuracy C10.5S, RS485 port	METSEEM6400NGRSL5	23108
EM6400NG+	Class accuracy C11.0, RS485 port	METSEEM6400NGRSL1	18240
EM6400NG+	Class accuracy C10.5S, POP	METSEEM6400NGPOCL5	15801
EM6400NG+	Class accuracy C11.0, POP	METSEEM6400NGPOCL1	14305

Old EM6400 Reference	Equivalent EM6400NG+ Reference
30002021	METSEEM6400NGPOCL1
30002065	METSEEM6400NGPOCL1
30002072	METSEEM6400NGPOCL1
30002081	METSEEM6400NGPOCL1
30002022	METSEEM6400NGPOCL5
30002034	METSEEM6400NGPOCL5
30002049	METSEEM6400NGPOCL5
30002050	METSEEM6400NGPOCL5
30002064	METSEEM6400NGPOCL5
30002085	METSEEM6400NGPOCL5
30002088	METSEEM6400NGPOCL5
30002002	METSEEM6400NGRSL1
30002012	METSEEM6400NGRSL1
30002077	METSEEM6400NGRSL1
30002078	METSEEM6400NGRSL1
30002246	METSEEM6400NGRSL1
30002027	METSEEM6400NGRSL2
30002066	METSEEM6400NGRSL2
30002089	METSEEM6400NGRSL2
30002097	METSEEM6400NGRSL2
30002101	METSEEM6400NGRSL2
30002102	METSEEM6400NGRSL2
30002104	METSEEM6400NGRSL2
30002106	METSEEM6400NGRSL2
30002109	METSEEM6400NGRSL2
30002257	METSEEM6400NGRSL2
30002347	METSEEM6400NGRSL2
30002911	METSEEM6400NGRSL2

Old EM6400 Reference	Equivalent EM6400NG+ Reference
30002912	METSEEM6400NGRSL2
30002913	METSEEM6400NGRSL2
30002914	METSEEM6400NGRSL2
30002915	METSEEM6400NGRSL2
30002916	METSEEM6400NGRSL2
30002917	METSEEM6400NGRSL2
30002918	METSEEM6400NGRSL2
30002919	METSEEM6400NGRSL2
30002920	METSEEM6400NGRSL2
30002921	METSEEM6400NGRSL2
30002922	METSEEM6400NGRSL2
30002923	METSEEM6400NGRSL2
30002924	METSEEM6400NGRSL2
30002925	METSEEM6400NGRSL2
30002001	METSEEM6400NGRSL5
30002019	METSEEM6400NGRSL5
30002036	METSEEM6400NGRSL5
30002040	METSEEM6400NGRSL5
30002041	METSEEM6400NGRSL5
30002042	METSEEM6400NGRSL5
30002051	METSEEM6400NGRSL5
30002056	METSEEM6400NGRSL5
30002057	METSEEM6400NGRSL5
30002069	METSEEM6400NGRSL5
30002082	METSEEM6400NGRSL5
30002083	METSEEM6400NGRSL5

Please contact Customer Care Center for Stockable and Non stockable status of references.

☑ NORMAL STOCK ITEMS

W.E.F. June 1, 2021

5. India's Most Trusted, Reliable and Accurate Multifunction Meters



5.1 Hexa Series EM64XXH and PM1130H Meters Load Managers, Power & Energy, Dual Source Multifunction meters

- > Energy Accuracy - Class 0.5 / 1.0 as per IEC 62053-22 / 21
- > Single and Multisource range of devices
- > Dual Sourcing with demand Monitoring, THD% for voltage & Current, 01 Relay Contact.
- > Configurable Favorite Page.
- > Sampling Rate of 32 Samples / Cycle.
- > Onsite Calibration Verification - Calibration LED.
- > Heart beat LED for communication status & meter healthiness.
- > Modus RS485 communication port.
- > Communication Disable from the front panel of the Meter.
- > Multi colored analog load bar with over load indication.
- > Configurable Password for secured setup of the device.

Product	Description	Reference	Unit MRP [₹]
PM1130H	EASYLOGIC™ PM1130H Dual Source Power & Energy Meter, Class accuracy 0.5, 01 Relay Contact, 01 RS485 port	METSEPM1130HCL05RD	16628
EM6438H	CONZERV™ EM6438H Dual Power & Energy Meter, Class accuracy 0.5, 01 RS485 port	METSEEM6438HCL05RS	8167
EM6438H	CONZERV™ EM6438H Dual Power & Energy Meter, Class accuracy 1.0, 01 RS485 port	METSEEM6438HCL10RS	7582
EM6436H	CONZERV™ EM6436H VAF+ PF + Power & Energy Meter, Class accuracy 0.5, 01 RS485 port	METSEEM6436HCL05RS	12182
EM6436H	CONZERV™ EM6436H VAF+ PF + Power & Energy Meter, Class accuracy 1.0, 01 RS485 port	METSEEM6436HCL10RS	10612
EM6436H	CONZERV™ EM6436H VAF+ PF + Power & Energy Meter, Class accuracy 1.0	METSEEM6436HCL10NC	9079
EM6433H	CONZERV™ EM6433H A+ Power & Energy Meter, Class accuracy 0.5, 01 RS485 port	METSEEM6433HCL05RS	7574
EM6433H	CONZERV™ EM6433H A+ Power & Energy Meter, Class accuracy 1.0, 01 RS485 port	METSEEM6433HCL10RS	7135
EM6459H	CONZERV™ EM6459H VAF+ PF Digital Meter, Class accuracy 0.5, 01 RS485 port	METSEEM6459HCL05RS	8047
EM6459H	CONZERV™ EM6459H VAF+ PF Digital Meter, Class accuracy 1.0, 01 RS485 port	METSEEM6459HCL10RS	7549
EM6459H	CONZERV™ EM6459H VAF+ PF Digital Meter, Class accuracy 1.0	METSEEM6459HCL10NC	5896

Old EM64xx Reference	Equivalent Hexa Reference
30002277	METSEPM1130HCL05RD
30002278	METSEPM1130HCL05RD
30002306	METSEPM1130HCL05RD
30002351	METSEPM1130HCL05RD
30002438	METSEPM1130HCL05RD
30002305	METSEPM1130HCL05RD
30002437	METSEPM1130HCL05RD
30002026	METSEEM6438HCL10RS
30002269	METSEEM6438HCL05RS
30001999	METSEEM6436HCL10RS
30002892	METSEEM6436HCL10RS
30001994	METSEEM6436HCL10NC
30002295	METSEEM6436HCL10NC
30002893	METSEEM6436HCL10NC
30002015	METSEEM6436HCL05RS
30002203	METSEEM6436HCL05RS
30002204	METSEEM6436HCL05RS
30002205	METSEEM6436HCL05RS
30002201	METSEEM6436HCL05RS

Old EM64xx Reference	Equivalent Hexa Reference
30002930	METSEEM6436HCL05RS
30002931	METSEEM6436HCL05RS
30002932	METSEEM6436HCL05RS
30002933	METSEEM6436HCL05RS
30002016	METSEEM6433HCL10RS
30002031	METSEEM6433HCL10RS
30002000	METSEEM6433HCL05RS
30002336	METSEEM6433HCL05RS
30002436	METSEEM6433HCL05RS
30002926	METSEEM6433HCL05RS
30002927	METSEEM6433HCL05RS
30001804	METSEEM6459HCL10RS
30002008	METSEEM6459HCL10NC
30002220	METSEEM6459HCL05RS
30002221	METSEEM6459HCL05RS
30002224	METSEEM6459HCL05RS
30002934	METSEEM6459HCL05RS
30002935	METSEEM6459HCL05RS
30002936	METSEEM6459HCL05RS

* Few references may not be the exact equivalent, Please contact local sales representative before ordering.

Please contact Customer Care Center for Stockable and Non stockable status of references.

NORMAL STOCK ITEMS

W.E.F. June 1, 2021

5. India's Most Trusted, Reliable and Accurate Multifunction Meters



5.2 Hexa Series LCD Range: OEM Specialized applications

EasyLogic™ EM1220H | PM1225H | PM1230H meters are ideal replacements for multiple analog meters for stand-alone metering in OEM Panel Boards, Genset panels, Motor Control Centers, power factor improvement panels

- > **Energy Accuracy** - Class 0.5 / 1.0 as per IEC 62053-22 / 21
- > Single and Multisource range of devices
- > Power quality analysis (THD %) | Phase angle between the voltage and current
- > **LCD display:** Elegant single row, bright back lit graphical LCD display 132 * 32 pixels, Fast in-line view, three parameters name and value at one glance
- > **Suppression current:** To disregard the measurement of induced and panel auxiliary load current in the circuit (settable from 5 to 99 mA).
- > **Protective cover:** Tamper-proof terminal screws do not detach from housing.
- > **Control power options:** Universal range 44 to 300V LN AC/DC or Low voltage DC control power option of 9 to 36V DC
- > Sampling Rate of 32 Samples / Cycle
- > Onsite Calibration Verification - Calibration LED
- > Heart beat LED for communication status & meter healthiness.
- > Modbus RS485 communication port
- > Communication Disable from the front panel of the Meter
- > Configurable Password for secured setup of the device
- > Smart line indicators in LCD display meter to check the presence of input supply voltage

Product	Description	Reference	Unit MRP [₹]
PM1230H	EasyLogic™ PM1230H Dual Source Power & Energy, Class Accuracy 0.5, 01 RS485 Port	METSEPM1230HCL5	15846
PM1225H	EasyLogic™ PM1225H Restricted MFM Meter, Class Accuracy 0.5, 01 RS485 Port	METSEPM1225HCL5	21997
PM1225H	EasyLogic™ PM1225H Restricted MFM Meter, Class Accuracy 1.0, 01 RS485 Port	METSEPM1225HCL1	17362
EM1220	EasyLogic™ EM1220H Load Manager, Class Accuracy 0.5, 01 RS485 Port	METSEEM1220HCL5	11685
EM1220	EasyLogic™ EM1220H Load Manager, Class Accuracy 1.0, 01 RS485 Port	METSEEM1220HCL1	10179

Please contact Customer Care Center for Stockable and Non stockable status of references.

NORMAL STOCK ITEMS

W.E.F. June 1, 2021

Stay on top of it
with **PowerTag**



Give your business a competitive edge with PowerTag wireless energy sensors

With PowerTag Energy, you can add innovation to any project with one simple action. Even in panels where space is at a premium, you can easily tag circuit breakers up to 630 A to help your customers reduce costs and improve efficiency. As a connected product, PowerTag Energy is a key part of ExoStruxure Power – Schneider Electric's IoT-enabled, open and interoperable architecture. And a small-but-impressive solution your customers will appreciate.



se.com/powertag

* Secure it: As part of the Acti 9 communication system, PowerTag monitors loads and identifies load imbalances and overload levels before a trip occurs. PowerTag also alerts you to voltage losses, so you save time recovering your installation in the event of load downtime. An email alert means you can take preventive action thus avoiding potential downtime. © 2020 Schneider Electric. All Rights Reserved. Life Is On Schneider Electric is a trademark and the property of Schneider Electric SE, its subsidiaries and affiliated companies. 998-20959054_GMA_630A_image63A_PanelBuilder_print ad.indd

6. PowerTag - World's Smallest Energy Sensor



6.1 PowerTag for MCB

Monitor Your Energy

- > Real time U, V, I, P, PF
- > Active energy metering (Class 1 EN 61557-12) partial and total
- > Load balance overview for 3P

Improve your Maintenance

- > Pre Alarm on overload
- > Specific "alarms" for U, I, P
- > Alarm on feeder voltage loss

Product	Description	Reference	Unit MRP [₹]
PowerTag	PowerTag Energy M63 1P+W	A9MEM1520	8270
PowerTag	PowerTag Energy M63 1P+N Top	A9MEM1521	8270
PowerTag	PowerTag Energy M63 1P+N Bottom	A9MEM1522	8270
PowerTag	PowerTag Energy M63 3P	A9MEM1540	16694
PowerTag	PowerTag Energy M63 3P+N Top	A9MEM1541	16694
PowerTag	PowerTag Energy M63 3P+N Bottom	A9MEM1542	16694
PowerTag	PowerTag Energy F63 1P+N	A9MEM1560	9087
PowerTag	PowerTag Energy F63 3P+N	A9MEM1570	18196
PowerTag	PowerTag Energy Sensor 63A -3P/3P+N	A9MEM1573	17330
PowerTag	PowerTag Energy Sensor 160A -F160 - 3P/3P+N	A9MEM1580	22378
PowerTag	PowerTag Energy Sensor Rope 200A - R200 - 3P/3P+N	A9MEM1590	41929
PowerTag	PowerTag Energy Sensor Rope 600A - R600 - 3P/3P+N	A9MEM1591	43810
PowerTag	PowerTag Energy Sensor Rope 800A - R1000 - 3P/3P+N	A9MEM1592	46831
PowerTag	PowerTag Energy Sensor Rope 2000A - R2000 - 3P/3P+N	A9MEM1593	49097



6.2 PowerTag for MCCB

- > Can also be installed in existing panels, designed to enhance the monitoring of your electrical assets
- > Simplifies the connectivity of individual breakers to a Building Management System (BMS) along with ease of installation
- > Visualize in real-time on your Smartphone or PC

Product	Description	Reference	Unit MRP [₹]
PowerTag	ENERGY SENSOR POWERTAG NSX - 250A 3P	LV434020	28690
PowerTag	ENERGY SENSOR POWERTAG NSX - 250A 3P+N	LV434021	31444
PowerTag	ENERGY SENSOR POWERTAG NSX - 630A 3P	LV434022	49588
PowerTag	ENERGY SENSOR POWERTAG NSX - 630A 3P+N	LV434023	54311



6.3 Smartlink

- > Compliance to IEC/EN 61131-2
- > Protection Monitoring – Device Status and alarm notifications
- > Load Control / Switching through Contactors and Impulse Relays
- > Energy Monitoring through pulse meters
- > Alarm over email and analog sensors (temperature / humidity) with Smartlink Ethernet
- > Plug & Play – Pre fabricated cables and in built web pages
- > Rated Voltage: 24V DC

Product	Description	Reference	Unit MRP [₹]
Smartlink	Smartlink Modbus	A9XMSB11	39740
Smartlink	Smartlink SI-D	A9XMWD20	23313
Smartlink	Smartlink SI-B	A9XMZA08	44701

Please contact Customer Care Center for Stockable and Non stockable status of references.

NORMAL STOCK ITEMS

W.E.F. June 1, 2021

6. PowerTag - World's Smallest Energy Sensor (cont.)

6.4 Communication Auxiliaries

Description	Reference	Unit MRP [₹]
Mounting Kit for Din Rail	A9XMFA04	1625
Prefabricated Cables M	A9XCAM06	6002
Locking Clips for Multiclip 80	A9XMLA02	708
Connectors 5 Pin	A9XC2412	8268
Prefabricated Cables L	A9XCAL06	6825
Prefabricated Cables S	A9XCAS06	5942
SEMI - Prefabricated Cables U	A9XCAU06	4102

Please contact Customer Care Center for Stockable and Non stockable status of references.

NORMAL STOCK ITEMS

W.E.F. June 1, 2021

7. DIN Rail Mount Meters - Accurate, Flexible Power Meters

Schneider Electric's new DIN rail mount meters are compact, versatile, high performance devices that confirm to exacting IEC standards with the added benefits of being i. Easy to install ii. Easy to modify and iii. Easy to maintain



7.1 PowerLogic™ PM3200 Series CI 0.5S Power Meters MV / LV Distribution

- > **Know network health through** all measurement parameters (I, In, U, V, PQS, E, PF, Hz, THD)
- > **Four-quadrant metering to differentiate energy**
 - Target green technologies (delivered/received)
 - Help reduce utility penalties (active/reactive)
- > **Up to 4 different time slots to manage multiple tariffs**
 - Peak, off-peak, workday, weekend
- > **DI/DO provide access to other areas of the electrical network & allow for more applications**
 - WAGES counting, remote reset, tariff control and energy pulse outputs
 - status input (circuit breaker trip or panel door opening), DO alarm for sound or light alert
- > **Data logging (PM3255)**
 - Save last 32 days, last 20 weeks and last 13 months consumption data in separate registers
 - Longer historical record helps create an accurate load profile, making benchmarking and trending easier

Product	Description	Reference	Unit MRP [₹]
PM 3255	Din rail Power meter Modbus	METSEPM3255	18248
PM 3210	Din rail Power meter pulse	METSEPM3210	16629

7.2 PowerLogic™ iEM3000 Series Class Meters - LV Distribution



iEM31xx: 63A direct connect - CI1.0
iEM32xx: 1A / 5A CT connect - CI0.5S
iEM33xx: 125A direct connect - CI1.0

iEM3110 iEM3210 iEM3310	iEM3150 iEM3250 iEM3350	iEM3165, 3175 iEM3265, 3275
<ul style="list-style-type: none"> > Total kWh > Partial kWh + date and time of last reset > Pulse output up to 1000pulse/kWh > 1 Digital Out > Date and time of last reset > MID legal metrology certification 	<ul style="list-style-type: none"> > Modbus > Total kWh > Partial kWh + date and time of last reset > Self powered > By communication: kWh, A, V, kW, PF 	<ul style="list-style-type: none"> > Total kWh, kVAr > Four quadrant > Partial kWh+ date and time of last reset > By communication: kWh, kVArh, P,Q, S, Kv, PF, 4 tariffs, digital input status, date/clock > 1 DI for circuit breaker status, input WAGES, 1 DO

iEM 33xx - CI1.0 , Direct current 125 A , Din Rail Meter

Product	Description	Reference	Unit MRP [₹]
iEM33xx	Three Phase, 125A Direct Current, BACnet	A9MEM3365	22238
iEM33xx	Three Phase, 125A Direct Current, Modbus	A9MEM3350	18922
iEM33xx	Three Phase, 125A Direct Current, PulseO/P	A9MEM3310	17853

Three phase CT Operated, Din Rail Meter / Direct Current-Three phase (upto 63A)

Product	iEM 32xx CI0.5S CT		iEM 31xx CI1.0 - Direct current	
	Reference	Unit MRP [₹]	Reference	Unit MRP [₹]
iEM 3x65	A9MEM3265	19276	A9MEM3165	18702
iEM 3x55	A9MEM3255	13511	A9MEM3155	14928
iEM 3x50	A9MEM3250	12669	A9MEM3150	14090
iEM 3x10	A9MEM3210	11606	A9MEM3110	12898

Please contact Customer Care Center for Stockable and Non stockable status of references.

NORMAL STOCK ITEMS

W.E.F. June 1, 2021

8. Ethernet Communication Gateways and Meters



Com'X 510 Energy management in a box

- > Com'X 510 collects and stores consumption of WAGES (water, air, gas, electricity and steam) and environmental factors like temperature, humidity, and CO2 levels.
- > Its embedded energy management software provides immediate visibility of energy consumption that helps identify opportunities for saving energy and lowering power bills.
- > Users can analyze real-time and historical data, provide stakeholders with a comprehensive view of their energy usage.

8.1 Ethernet Communication Gateway Server / Converters

Com'X 510 Gateway Server



- > Dual Ethernet
- > Onboard storage
- > Wireless WiFi / GPRS Support
- > Cloud hosted platform
- > Local and Customized Web pages with trending and dashboard visualization
- > Modbus Gateway
- > On-Board 6 DI, 2 AI

LINK150 Protocol Converter



- > Protocol Converter from Modbus RS485 to TCP/IP
- > Two (2) Ethernet ports for daisy chain Ethernet
- > Setup through built-in web pages
- > HTTP, HTTPS, FTP, SMTP, IPV6 Support
- > 24V DC and/or POE power supply

Product	Description	Reference	Unit MRP [₹]
ComX'510	Energy Gateway Server – EMS in a BOX	EBX510	57530
Link150	Protocol Converter	EGX150	32149

8.2 Ethernet – TCP/IP Protocol Meters & Accessories

Product	Description	Reference	Unit MRP [₹]
ION Products	ION 8800, ION 8650, ION 9000T, ION 9000, PM8000 with Ethernet		On Request
PM 5560	Two Ethernet ports with single IP, C10.2S, Web dashboard	30003008D	64836
PM 5340	One Ethernet port, 2 Digital Inputs, 2 Digital Outputs, 2 Relays	30003007D	37924
PM 5320	One Ethernet port, 2 Digital Inputs, 2 Digital Outputs	30003005D	35347

Accessories for Power Monitoring NEW

Description	Reference	Unit MRP [₹]
Adaptor Plate 144X144 mm	30000089	101
ELF adaptor plate	30001808	61
DM52XX Tamper protection kit - Set of 36 nos in 01 KIT	METSEDM5240TK	1139
IP65 protection cover for PM5XXX, PM2XXX, NG+ and Hexa	METSEIP65OP96X96FD	On Request

Please contact Customer Care Center for Stockable and Non stockable status of references.

NORMAL STOCK ITEMS

W.E.F. June 1, 2021

9. Specialized Small Form Factor Meters - ELF Series



9.1 ELF32xx Series - VAF, Power & Energy Meters

- > Accuracy C11.0, C10.5
- > Aux Supply - 80 to 270Vac
- > Size - 96X48mm
- > Parameters - VAF, W/VA/VAr/PF
 - a) ELF3259 - VAF meter
 - b) ELF3234 - W/VA/VAr/PF
 - c) ELF3234_3 - W/VA/VAr & PF

Product	Description	Reference	Unit MRP [₹]
ELF3234-3	ELF3234-3 C10.5	30000619	7143
ELF3234	ELF3234 C10.5	30000621	6113
ELF3259	ELF3259 C10.5	30000620	3068
ELF3234-3	ELF3234-3 C11.0	30000409	5706
ELF3234	ELF3234 C11.0	30000859	4889
ELF3259	ELF3259 C11.0	30000860	2447

10. Specialized Counter Energy Meters - Conzerv™ DM52xx



10.1 *Conzerv™ DM52xx

- > Accuracy C11.0, C10.5
- > Pulse output – for effective WAGES tracking on EMS systems
- > 3P4W & 3P3W wiring options

Product	Description	Unit MRP [₹]
30002666	DM5240 0.5 415V-415V 100-1A 240VAX	5538
30002707	DM5240 1.0 415V-415V 1-1A 240VAX	4714
30002622	DM5240 1.0 415V-415V 40-5A 240VAX	4670
30002506	DM5240 1.0 415-415V 100-5A 240AX	4670
30002626	DM5240 1.0 415V-415V 3200-5A 240VAX	4670
30002505	DM5240 1.0 415-415V 5-5A 240AX	4670
30002655	DM5240 1.0 415V-110V 5-5A 110VAX	4714
30002661	DM5240 1.0 415V-110V 100-5A 240VAX	4714

* For DM5240 quoted references here only shall be available for ordering

11. LCD Display Energy Meters & VAF+PF Meters



High durability, sleek LCD display energy & VAF+PF meters

11.1 EM1000 / EM1200 Series

- > Accuracy C10.5, C11.0
- > **Parameters** - KW, kWh & PF
- > **Pulse output** - for basic tracking on EMS systems
- > **RS 485** - for native integration into EMS

Product	Description	Reference	Unit MRP [₹]
EM1200	EM1200 C10.5 RS	30002572	4784
EM1000	EM1000 C10.5 POP	30002571	4106
EM1200	EM1200 C11.0 RS	30002565	3943
EM1000	EM1000 C11.0 POP	30002568	3248

Please contact Customer Care Center for Stockable and Non stockable status of references.

NORMAL STOCK ITEMS

W.E.F. June 1, 2021



11.2 DM 6100 Series – VAF, PF Meters

- > Accuracy CI0.5, CI1.0
- > **DM6100** - VAF, PF meter
- > **DM6300** - VAF, PF meter with RS 485 port

Product	Description	Reference	Unit MRP [₹]
DM6300	DM6300 CI0.5 RS	30002570	3961
DM6100	DM6100 CI0.5	30002569	3126
DM6300	DM6300 CI1.0 RS	30002566	3772
DM6100	DM6100 CI1.0	30002567	2978

12. CE compliance - Volt/Amp/ frequency meter



CE
Compliant

12.1 EasyLogic™ DM3000 / DM1000

- > **CE compliance** as per latest IEC 61010-1
- > **50Hz** or 60Hz
- > **AC or DC** control power
- > **LED indicators** for phase identification in 3-ph meters
- > **Plus all** features of Conzerv range DM3000 / DM1000

Product	Description	Reference	Unit MRP [₹]
DM3210	Three phase Voltmeter CI0.5	30002965	2783
DM3110	Three phase Ammeter CI0.5	30002964	2783
DM1210	Single phase Voltmeter CI0.5	30002962	1888
DM1110	Single phase Ammeter CI0.5	30002961	1888
DM1310	Frequency meter CI0.2	30002963	1437

13. Just the Basics - Voltage / Ampere / Frequency Meters



13.1 Conzerv™ DM3000 / DM1000

Accuracy

- > Volts & Amps - CI 0.5/CI1.0
- > Frequency - 0.2
- > True RMS values

Bright red LED Display

- > Full 4 Digits, 0.1% Resolution
- > 14mm height, 7 segment

User-friendly

- > Auto exit from setup
- > Elegant ergonomic design
- > Intuitive dual function key
- > Bright LED indicators - Kilo & Phase indications for measured value

Product	Description	Reference	Unit MRP [₹]
DM3210	Three phase Voltmeter CI0.5	30002462	2269
DM3110	Three phase Ammeter CI0.5	30002461	2269
DM3210	Three phase Voltmeter CI1.0	30002386	1813
DM3110	Three phase Ammeter CI1.0	30002385	1813
DM1210	Single phase Voltmeter CI0.5	30002460	1536
DM1110	Single phase Ammeter CI0.5	30002459	1536
DM1210	Single phase Voltmeter CI1.0	30002366	1141
DM1110	Single phase Ammeter CI1.0	30002365	1141
DM1310	Single phase Frequency CI0.2	30002367	1141

Please contact Customer Care Center for Stockable and Non stockable status of references.

☑ NORMAL STOCK ITEMS

W.E.F. June 1, 2021



VarPlus Box Xtreme

Built to perform in **Xtreme** conditions

New

- Designed for 60°C, offers upto 60% more life than products designed at 55°C
- Tested to perform upto 150,000 hrs life in standard operating conditions
- Xtreme inrush withstand of upto 350 x In
- Designed to work in Xtreme environments



se.com/in

Power Factor Correction Products



VarPlus Can

- **Performance:** High performance and flexibility
- **Offer configuration:** Available in three configurations as FastOn, Clampfit and Stud Offer
- **Product range:** 1-50 kvar from 440V-525V
- **Product compliance:** IEC 60831 Part 1-2014 and 2 -2014 compliant, **BIS Certified**, CE, CQC, UL, ASTA, Rohs and Green Premium
- **Type tested:** From LCIE France and ASTA Intertek
- **Temperature class:** Class D (+55°C for VarPlus Can)
- **Reliability:** Self healing, unique 3-phase disconnection mechanism with pressure sensitive disconnection (PSD)
- **Safety:** Tamper-proof discharge resistor, IP20 for FastOn and Clampfit offer
- **Robust design:** Al Can for casing, hermetically sealed, resin as coolant - better than gas
- **Enhanced life:** 130K hours with better current handling capacity due to wave cut films with slope metalization

Can (Cylindrical) Type 440V Capacitors

Description	kVAR Rating	Minimum Ordering Quantity (No.)	Reference	Unit MRP [₹]
EasyCan (S Duty) 440V Range				
MPP - Standard Duty Can 3Ph 1kVAR 440V 50Hz	1	3	MEHVCSDY010A44 <input checked="" type="checkbox"/>	517
MPP - Standard Duty Can 3Ph 2kVAR 440V 50Hz	2	3	MEHVCSDY020A44 <input checked="" type="checkbox"/>	719
MPP - Standard Duty Can 3Ph 3kVAR 440V 50Hz	3	3	MEHVCSDY030A44 <input checked="" type="checkbox"/>	1079
MPP - Standard Duty Can 3Ph 4kVAR 440V 50Hz	4	3	MEHVCSDY040A44 <input checked="" type="checkbox"/>	1440
MPP - Standard Duty Can 3Ph 5kVAR 440V 50Hz	5	3	MEHVCSDY050A44 <input checked="" type="checkbox"/>	1460
MPP - Standard Duty Can 3Ph 7.5kVAR 440V 50Hz	7.5	3	MEHVCSDY075A44 <input checked="" type="checkbox"/>	2062
MPP - Standard Duty Can 3Ph 10kVAR 440V 50Hz	10	1	MEHVCSDY100A44 <input checked="" type="checkbox"/>	2410
MPP - Standard Duty Can 3Ph 12.5kVAR 440V 50Hz	12.5	1	MEHVCSDY125A44 <input checked="" type="checkbox"/>	3011
MPP - Standard Duty Can 3Ph 15kVAR 440V 50Hz	15	1	MEHVCSDY150A44 <input checked="" type="checkbox"/>	3611
MPP - Standard Duty Can 3Ph 20kVAR 440V 50Hz	20	1	MEHVCSDY200A44 <input checked="" type="checkbox"/>	4815
MPP - Standard Duty Can 3Ph 25kVAR 440V 50Hz	25	1	MEHVCSDY250A44 <input checked="" type="checkbox"/>	6020
VarPlus Can (H Duty) 440V Range				
MPP - Heavy Duty Can 3Ph 1kVAR 440V 50Hz	1	3	MEHVCHDY010A44 <input checked="" type="checkbox"/>	683
MPP - Heavy Duty Can 3Ph 2kVAR 440V 50Hz	2	3	MEHVCHDY020A44 <input checked="" type="checkbox"/>	1070
MPP - Heavy Duty Can 3Ph 3kVAR 440V 50Hz	3	3	MEHVCHDY030A44 <input checked="" type="checkbox"/>	1606
MPP - Heavy Duty Can 3Ph 4kVAR 440V 50Hz	4	3	MEHVCHDY040A44 <input checked="" type="checkbox"/>	2140
MPP - Heavy Duty Can 3Ph 5kVAR 440V 50Hz	5	3	MEHVCHDY050A44 <input checked="" type="checkbox"/>	2233
MPP - Heavy Duty Can 3Ph 7.5kVAR 440V 50Hz	7.5	3	MEHVCHDY075A44 <input checked="" type="checkbox"/>	3257
MPP - Heavy Duty Can 3Ph 10kVAR 440V 50Hz	10	1	MEHVCHDY100A44 <input checked="" type="checkbox"/>	4073
MPP - Heavy Duty Can 3Ph 12.5kVAR 440V 50Hz	12.5	1	MEHVCHDY125A44 <input checked="" type="checkbox"/>	5092
MPP - Heavy Duty Can 3Ph 15kVAR 440V 50Hz	15	1	MEHVCHDY150A44 <input checked="" type="checkbox"/>	6108
MPP - Heavy Duty Can 3Ph 20kVAR 440V 50Hz	20	1	MEHVCHDY200A44 <input checked="" type="checkbox"/>	8147
MPP - Heavy Duty Can 3Ph 25kVAR 440V 50Hz	25	1	MEHVCHDY250A44 <input checked="" type="checkbox"/>	10182
MPP - Heavy Duty Can 3Ph 30kVAR 440V 50Hz	30	1	MEHVCHDY300A44 <input checked="" type="checkbox"/>	12217
MPP - Heavy Duty Can 3Ph 40kVAR 440V 50Hz (Single unit with IP00)	40	1	MEHVCHDY400A44 <input checked="" type="checkbox"/>	15871
MPP - Heavy Duty Can 3Ph 50kVAR 440V 50Hz (Single unit with IP00)	50	1	MEHVCHDY500A44 <input checked="" type="checkbox"/>	19840
VarPlus Can (GH Duty) 440V Range				
MPP - Gas Heavy Duty Can 3Ph 5kVAR 440V 50Hz	5	3	MEHVCGSF050A44	2279
MPP - Gas Heavy Duty Can 3Ph 7.5kVAR 440V 50Hz	7.5	3	MEHVCGSF075A44	3415
MPP - Gas Heavy Duty Can 3Ph 10kVAR 440V 50Hz	10	1	MEHVCGSF100A44	4213
MPP - Gas Heavy Duty Can 3Ph 12.5kVAR 440V 50Hz	12.5	1	MEHVCGSF125A44	5264
MPP - Gas Heavy Duty Can 3Ph 15kVAR 440V 50Hz	15	1	MEHVCGSF150A44	6314
MPP - Gas Heavy Duty Can 3Ph 20kVAR 440V 50Hz	20	1	MEHVCGSF200A44	8413
MPP - Gas Heavy Duty Can 3Ph 25kVAR 440V 50Hz	25	1	MEHVCGSF250A44	10526
MPP - Gas Heavy Duty Can 3Ph 30kVAR 440V 50Hz	30	1	MEHVCGSF300A44	12625
MPP - Gas Heavy Duty Can 3Ph 40kVAR 440V 50Hz (Single unit with IP00)	40	1	MEHVCGSF400A44	16345
MPP - Gas Heavy Duty Can 3Ph 50kVAR 440V 50Hz (Single unit with IP00)	50	1	MEHVCGSF500A44	20428

Please contact Customer Care Center for Stockable and Non stockable status of references.

NORMAL STOCK ITEMS

W.E.F. June 1, 2021

Power Factor Correction Products



VarPlus Box

- **Performance:** High performance and flexibility
- **Product range:** 5-50 kvar from 440V-525V
- **Product compliance:** IEC 60831 Part 1-2014 and 2 -2014 compliant, **BIS Certified**, CE, CQC, UL, ASTA, Rohs and Green Premium
- **Type tested:** From LCIE France and ASTA Intertek
- **Temperature class:** +50°C for VarPlus Box APP, Class D (60°C for VarPlus Xtreme Box, 70°C for MD-XL)
- **Reliability:** Self healing, unique 3-phase disconnection mechanism with pressure sensitive disconnection (PSD)
- **Robust design:** Steel enclosure, resin as coolant - better than gas
- **Enhanced life:** 150K hours with better current handling capacity due to wave cut films with slope metalization

Box (Square) Type 440V Capacitors

Description	kVAR Rating	Minimum Ordering Quantity (No.)	Reference	Unit MRP [₹]
VarPlus Box Xtreme H Duty 440V Range NEW				
MPP - Xtreme Heavy Duty Box 3Ph 5kVAr 440V 50Hz	5	1	MEHVBHDY050A44 <input checked="" type="checkbox"/>	2891
MPP - Xtreme Heavy Duty Box 3Ph 7.5kVAr 440V 50Hz	7.5	1	MEHVBHDY075A44	4334
MPP - Xtreme Heavy Duty Box 3Ph 10kVAr 440V 50Hz	10	1	MEHVBHDY100A44 <input checked="" type="checkbox"/>	4960
MPP - Xtreme Heavy Duty Box 3Ph 12.5kVAr 440V 50Hz	12.5	1	MEHVBHDY125A44	6180
MPP - Xtreme Heavy Duty Box 3Ph 15kVAr 440V 50Hz	15	1	MEHVBHDY150A44 <input checked="" type="checkbox"/>	7416
MPP - Xtreme Heavy Duty Box 3Ph 20kVAr 440V 50Hz	20	1	MEHVBHDY200A44 <input checked="" type="checkbox"/>	9933
MPP - Xtreme Heavy Duty Box 3Ph 25kVAr 440V 50Hz	25	1	MEHVBHDY250A44 <input checked="" type="checkbox"/>	12417
MPP - Xtreme Heavy Duty Box 3Ph 30kVAr 440V 50Hz	30	1	MEHVBHDY300A44	14828
VarPlus Box Energy (MD-XL) 440V Range				
Energy - MD-XL Box 3Ph 5kVAr 440V 50 Hz	5	1	MEHVBENY050A44 <input checked="" type="checkbox"/>	4676
Energy - MD-XL Box 3Ph 7.5kVAr 440V 50 Hz	7.5	1	MEHVBENY075A44	7017
Energy - MD-XL Box 3Ph 10kVAr 440V 50 Hz	10	1	MEHVBENY100A44 <input checked="" type="checkbox"/>	8930
Energy - MD-XL Box 3Ph 12.5kVAr 440V 50Hz	12.5	1	MEHVBENY125A44	11168
Energy - MD-XL Box 3Ph 15kVAr 440V 50 Hz	15	1	MEHVBENY150A44 <input checked="" type="checkbox"/>	13380
Energy - MD-XL Box 3Ph 20kVAr 440V 50 Hz	20	1	MEHVBENY200A44 <input checked="" type="checkbox"/>	17840
Energy - MD-XL Box 3Ph 25kVAr 440V 50 Hz	25	1	MEHVBENY250A44 <input checked="" type="checkbox"/>	22334
VarPlus Box APP 440V Range				
APP - Box 3Ph 5kVAr 440V 50Hz	5	1	MEHVBAPP050A44 <input checked="" type="checkbox"/>	4233
APP - Box 3Ph 7.5kVAr 440V 50Hz	7.5	1	MEHVBAPP075A44 <input checked="" type="checkbox"/>	6351
APP - Box 3Ph 10kVAr 440V 50Hz	10	1	MEHVBAPP100A44 <input checked="" type="checkbox"/>	7428
APP - Box 3Ph 12.5kVAr 440V 50Hz	12.5	1	MEHVBAPP125A44 <input checked="" type="checkbox"/>	9288
APP - Box 3Ph 15kVAr 440V 50Hz	15	1	MEHVBAPP150A44 <input checked="" type="checkbox"/>	11146
APP - Box 3Ph 20kVAr 440V 50Hz	20	1	MEHVBAPP200A44 <input checked="" type="checkbox"/>	14861
APP - Box 3Ph 25kVAr 440V 50Hz	25	1	MEHVBAPP250A44 <input checked="" type="checkbox"/>	18577
APP - Box 3Ph 30kVAr 440V 50Hz	30	1	MEHVBAPP300A44	22331

Please contact Customer Care Center for Stockable and Non stockable status of references.

NORMAL STOCK ITEMS

W.E.F. June 1, 2021

Power Factor Correction Products



Detuned Filter Application Capacitors

Description	kVAR Rating	Minimum Ordering Quantity (No.)	Reference	Unit MRP
* Capacitors for 7%/5.7% , 440V Detuned Filter Application				
VarPlus Can (H Duty) 480V Range				
MPP - Heavy Duty Can 3Ph 5.6kVAR 480V 50Hz	5.6	1	MEHVCHDY056A48	2430
MPP - Heavy Duty Can 3Ph 6.7kVAR 480V 50Hz	6.7	1	MEHVCHDY067A48	2908
MPP - Heavy Duty Can 3Ph 11.3kVAR 480V 50Hz	11.3	1	MEHVCHDY113A48	4597
MPP - Heavy Duty Can 3Ph 12.5kVAR 480V 50Hz	12.5	1	MEHVCHDY125A48	5085
MPP - Heavy Duty Can 3Ph 14.4kVAR 480V 50Hz	14.4	1	MEHVCHDY144A48	5864
MPP - Heavy Duty Can 3Ph 15.5kVAR 480V 50Hz	15.5	1	MEHVCHDY155A48	6311
MPP - Heavy Duty Can 3Ph 17kVAR 480V 50Hz	17	1	MEHVCHDY170A48	6925
MPP - Heavy Duty Can 3Ph 19kVAR 480V 50Hz	19	1	MEHVCHDY190A48	7739
MPP - Heavy Duty Can 3Ph 22.4kVAR 480V 50Hz	22.4	1	MEHVCHDY224A48	9122
MPP - Heavy Duty Can 3Ph 25kVAR 480V 50Hz	25	1	MEHVCHDY250A48	10183
MPP - Heavy Duty Can 3Ph 28.1kVAR 480V 50Hz	28.1	1	MEHVCHDY281A48	11434
MPP - Heavy Duty Can 3Ph 31.5kVAR 480V 50Hz	31.5	1	MEHVCHDY315A48	12818
VarPlus Can (GH Duty) 480V Range				
MPP - GasHeavy Duty Can 3Ph 5.6kVAR 480V 50Hz	5.6	1	MEHVCGSF056A48	2551
MPP - GasHeavy Duty Can 3Ph 6.7kVAR 480V 50Hz	6.7	1	MEHVCGSF067A48	3052
MPP - GasHeavy Duty Can 3Ph 11.3kVAR 480V 50Hz	11.3	1	MEHVCGSF113A48	4755
MPP - GasHeavy Duty Can 3Ph 12.5kVAR 480V 50Hz	12.5	1	MEHVCGSF125A48	5259
MPP - GasHeavy Duty Can 3Ph 14.4kVAR 480V 50Hz	14.4	1	MEHVCGSF144A48	6080
MPP - GasHeavy Duty Can 3Ph 15.5kVAR 480V 50Hz	15.5	1	MEHVCGSF155A48	6523
MPP - GasHeavy Duty Can 3Ph 17kVAR 480V 50Hz	17	1	MEHVCGSF170A48	7155
MPP - GasHeavy Duty Can 3Ph 22.4kVAR 480V 50Hz	22.4	1	MEHVCGSF224A48	9426
MPP - GasHeavy Duty Can 3Ph 25kVAR 480V 50Hz	25	1	MEHVCGSF250A48	10520
MPP - GasHeavy Duty Can 3Ph 28.1kVAR 480V 50Hz	28.1	1	MEHVCGSF281A48	11868
MPP - GasHeavy Duty Can 3Ph 31.5kVAR 480V 50Hz	31.5	1	MEHVCGSF315A48	13305
VarPlus Box Xtreme H Duty 480V Range 				
MPP - Xtreme Heavy Duty Box 3Ph 5.6kVAR 480V 50Hz	5.6	1	MEHVBHDY056A48	3237
MPP - Xtreme Heavy Duty Box 3Ph 11.3kVAR 480V 50Hz	11.3	1	MEHVBHDY113A48	5585
MPP - Xtreme Heavy Duty Box 3Ph 14.4kVAR 480V 50Hz	14.4	1	MEHVBHDY144A48	7154
MPP - Xtreme Heavy Duty Box 3Ph 17kVAR 480V 50Hz	17	1	MEHVBHDY170A48	8399
MPP - Xtreme Heavy Duty Box 3Ph 22.4kVAR 480V 50Hz	22.4	1	MEHVBHDY224A48	11026
MPP - Xtreme Heavy Duty Box 3Ph 25kVAR 480V 50Hz	25	1	MEHVBHDY250A48	12310
MPP - Xtreme Heavy Duty Box 3Ph 28.1kVAR 480V 50Hz	28.1	1	MEHVBHDY281A48	13901
MPP - Xtreme Heavy Duty Box 3Ph 31.5kVAR 480V 50Hz	31.5	1	MEHVBHDY315A48	15506
VarPlus Box Energy (MD-XL) 480V Range				
Energy - MD-XL Box 3Ph 5.6kVAR 480V 50 Hz	5.6	1	MEHVBENY056A48	5232
Energy - MD-XL Box 3Ph 11.3kVAR 480V 50 Hz	11.3	1	MEHVBENY113A48	10088
Energy - MD-XL Box 3Ph 14.4kVAR 480V 50 Hz	14.4	1	MEHVBENY144A48	12863
Energy - MD-XL Box 3Ph 15.5kVAR 480V 50 Hz	15.5	1	MEHVBENY155A48	13853
Energy - MD-XL Box 3Ph 17kVAR 480V 50 Hz	17	1	MEHVBENY170A48	15187
Energy - MD-XL Box 3Ph 22.4kVAR 480V 50 Hz	22.4	1	MEHVBENY224A48	20012
Energy - MD-XL Box 3Ph 25.0kVAR 480V 50 Hz	25	1	MEHVBENY250A48	22343
Energy - MD-XL Box 3Ph 28.1kVAR 480V 50 Hz	28.1	1	MEHVBENY281A48	25114

* Refer to Selection chart for Reactors & Capacitors available on page 14

Please contact Customer Care Center for Stockable and Non stockable status of references.

NORMAL STOCK ITEMS

W.E.F. June 1, 2021

Power Factor Correction Products



Detuned Filter Application Capacitors

Description	kVAr Rating	Minimum Ordering Quantity (No.)	Reference	Unit MRP [₹]
VarPlus Box APP 480V Range				
APP - Box 3Ph 5.6kVAr 480V 50Hz	5.6	1	MEHVBAPP056A48 <input checked="" type="checkbox"/>	4735
APP - Box 3Ph 6.7kVAr 480V 50Hz	6.7	1	MEHVBAPP067A48	5730
APP - Box 3Ph 11.3kVAr 480V 50Hz	11.3	1	MEHVBAPP113A48 <input checked="" type="checkbox"/>	8407
APP - Box 3Ph 12.5kVAr 480V 50Hz	12.5	1	MEHVBAPP125A48	9301
APP - Box 3Ph 14.4kVAr 480V 50Hz	14.4	1	MEHVBAPP144A48	10715
APP - Box 3Ph 15.5kVAr 480V 50Hz	15.5	1	MEHVBAPP155A48	11519
APP - Box 3Ph 17kVAr 480V 50Hz	17	1	MEHVBAPP170A48	12665
APP - Box 3Ph 22.4kVAr 480V 50Hz	22.4	1	MEHVBAPP224A48 <input checked="" type="checkbox"/>	16687
APP - Box 3Ph 25kVAr 480V 50Hz	25	1	MEHVBAPP250A48 <input checked="" type="checkbox"/>	18581
APP - Box 3Ph 28.1kVAr 480V 50Hz	28.1	1	MEHVBAPP281A48 <input checked="" type="checkbox"/>	20883
APP - Box 3Ph 31.5kVAr 480V 50Hz	31.5	1	MEHVBAPP315A48	23411
*Capacitors for 7%/ 5.7%/ 14% , 440V Filter Application				
VarPlus Can (H Duty) 525V Range				
MPP - Heavy Duty Can 3Ph 6.9kVAr 525V 50Hz	6.9	1	MEHVCHDY069A52 <input checked="" type="checkbox"/>	2998
MPP - Heavy Duty Can 3Ph 12.5kVAr 525V 50Hz	12.5	1	MEHVCHDY125A52 <input checked="" type="checkbox"/>	5088
MPP - Heavy Duty Can 3Ph 13.8kVAr 525V 50Hz	13.8	1	MEHVCHDY138A52 <input checked="" type="checkbox"/>	5618
MPP - Heavy Duty Can 3Ph 15.4kVAr 525V 50Hz	15.4	1	MEHVCHDY154A52 <input checked="" type="checkbox"/>	6268
MPP - Heavy Duty Can 3Ph 17.2kVAr 525V 50Hz	17.2	1	MEHVCHDY172A52	7004
MPP - Heavy Duty Can 3Ph 18.5kVAr 525V 50Hz	18.5	1	MEHVCHDY185A52	7531
MPP - Heavy Duty Can 3Ph 20.6kVAr 525V 50Hz	20.6	1	MEHVCHDY206A52 <input checked="" type="checkbox"/>	8385
MPP - Heavy Duty Can 3Ph 22.6kVAr 525V 50Hz	22.6	1	MEHVCHDY226A52	9201
MPP - Heavy Duty Can 3Ph 25kVAr 525V 50Hz	25	1	MEHVCHDY250A52 <input checked="" type="checkbox"/>	10182
MPP - Heavy Duty Can 3Ph 27.5kVAr 525V 50Hz	27.5	1	MEHVCHDY275A52	11199
MPP - Heavy Duty Can 3Ph 30.6kVAr 525V 50Hz	30.6	1	MEHVCHDY306A52 <input checked="" type="checkbox"/>	12460
MPP - Heavy Duty Can 3Ph 33.1kVAr 525V 50Hz	33.1	1	MEHVCHDY331A52 <input checked="" type="checkbox"/>	13531
MPP-Heavy Duty Can 3Ph 37.7 kVAr 525V 50Hz	37.7	1	MEHVCHDY377A52 <input checked="" type="checkbox"/>	15337
VarPlus Can (GH Duty) 525V Range				
MPP - GasHeavy Duty Can 3Ph 6.9kVAr 525V 50Hz	6.9	1	MEHVCGSF069A52	3151
MPP - GasHeavy Duty Can 3Ph 12.5kVAr 525V 50Hz	12.5	1	MEHVCGSF125A52	5277
MPP - GasHeavy Duty Can 3Ph 13.8kVAr 525V 50Hz	13.8	1	MEHVCGSF138A52	5825
MPP - GasHeavy Duty Can 3Ph 15.4kVAr 525V 50Hz	15.4	1	MEHVCGSF154A52	6488
MPP - GasHeavy Duty Can 3Ph 17.2kVAr 525V 50Hz	17.2	1	MEHVCGSF172A52	7269
MPP - GasHeavy Duty Can 3Ph 18.5kVAr 525V 50Hz	18.5	1	MEHVCGSF185A52	7812
MPP - GasHeavy Duty Can 3Ph 20.6kVAr 525V 50Hz	20.6	1	MEHVCGSF206A52 <input checked="" type="checkbox"/>	8705
MPP - GasHeavy Duty Can 3Ph 25kVAr 525V50Hz	25	1	MEHVCGSF250A52	10557
MPP - GasHeavy Duty Can 3Ph 27.5kVAr 525V50Hz	27.5	1	MEHVCGSF275A52	11623
MPP - GasHeavy Duty Can 3Ph 30.6kVAr 525V50Hz	30.6	1	MEHVCGSF306A52	12930
MPP - GasHeavy Duty Can 3Ph 33.1kVAr 525V50Hz	33.1	1	MEHVCGSF331A52 <input checked="" type="checkbox"/>	13988
MPP - GasHeavy Duty Can 3Ph 37.7kVAr 525V50Hz	37.7	1	MEHVCGSF377A52	15899

* Refer to Selection chart for Reactors & Capacitors available on page 14

Please contact Customer Care Center for Stockable and Non stockable status of references.

NORMAL STOCK ITEMS

W.E.F. June 1, 2021

Power Factor Correction Products



Detuned Filter Application Capacitors

Description	kVAr Rating	Minimum Ordering Quantity (No.)	Reference	Unit MRP
VarPlus Box Xtreme H Duty 525V Range NEW				
MPP - Xtreme Heavy Duty Box 3Ph 6.9kVAr 525V 50Hz	6.9	1	MEHVBHDY069A52	4007
MPP - Xtreme Heavy Duty Box 3Ph 12.5kVAr 525V 50Hz	12.5	1	MEHVBHDY125A52	6158
MPP - Xtreme Heavy Duty Box 3Ph 13.8kVAr 525V 50Hz	13.8	1	MEHVBHDY138A52	6810
MPP - Xtreme Heavy Duty Box 3Ph 15.4kVAr 525V 50Hz	15.4	1	MEHVBHDY154A52	7600
MPP - Xtreme Heavy Duty Box 3Ph 20.6kVAr 525V 50Hz	20.6	1	MEHVBHDY206A52	10168
MPP - Xtreme Heavy Duty Box 3Ph 25kVAr 525V 50Hz	25	1	MEHVBHDY250A52	12357
MPP - Xtreme Heavy Duty Box 3Ph 27.5kVAr 525V 50Hz	27.5	1	MEHVBHDY275A52	13585
MPP - Xtreme Heavy Duty Box 3Ph 30.6kVAr 525V 50Hz	30.6	1	MEHVBHDY306A52	15069
MPP - Xtreme Heavy Duty Box 3Ph 33.1kVAr 525V 50Hz	33.1	1	MEHVBHDY331A52	16434
MPP - Xtreme Heavy Duty Box 3Ph 37.7kVAr 525V 50Hz	37.7	1	MEHVBHDY377A52	18564
VarPlus Box Energy (MD - XL) 525V Range				
Energy - MD-XL Box 3Ph 6.9kVAr 525V 50 Hz	6.9	1	MEHVBENY069A52	6446
Energy - MD-XL Box 3Ph 12.5kVAr 525V 50 Hz	12.5	1	MEHVBENY125A52	11263
Energy - MD-XL Box 3Ph 13.8kVAr 525V 50 Hz	13.8	1	MEHVBENY138A52	12442
Energy - MD-XL Box 3Ph 20.6kVAr 525V 50 Hz	20.6	1	MEHVBENY206A52	18545
Energy - MD-XL Box 3Ph 25kVAr 525V 50 Hz	25	1	MEHVBENY250A52	22522
Energy - MD-XL Box 3Ph 30.6kVAr 525V 50 Hz	30.6	1	MEHVBENY306A52	27555
Energy - MD-XL Box 3Ph 33.1kVAr 525V 50 Hz	33.1	1	MEHVBENY331A52	29792
Energy - MD-XL Box 3Ph 37.7kVAr 525V 50 Hz	37.7	1	MEHVBENY377A52	33961
VarPlus Box APP 525V Range				
APP - Box 3Ph 6.9kVAr 525V 50Hz	6.9	1	MEHVBAPP069A52	5834
APP - Box 3Ph 12.5kVAr 525V 50Hz	12.5	1	MEHVBAPP125A52	9289
APP - Box 3Ph 13.8kVAr 525V 50Hz	13.8	1	MEHVBAPP138A52	10250
APP - Box 3Ph 15.4kVAr 525V 50Hz	15.4	1	MEHVBAPP154A52	11439
APP - Box 3Ph 17.2kVAr 525V 50Hz	17.2	1	MEHVBAPP172A52	12802
APP - Box 3Ph 20.6kVAr 525V 50Hz	20.6	1	MEHVBAPP206A52	15310
APP - Box 3Ph 22.6kVAr 525V 50Hz	22.6	1	MEHVBAPP226A52	16803
APP - Box 3Ph 25kVAr 525V 50Hz	25	1	MEHVBAPP250A52	18583
APP - Box 3Ph 27.5kVAr 525V 50Hz	27.5	1	MEHVBAPP275A52	20439
APP - Box 3Ph 30.6kVAr 525V 50Hz	30.6	1	MEHVBAPP306A52	22753
APP - Box 3Ph 33.1kVAr 525V 50Hz	33.1	1	MEHVBAPP331A52	24599
APP - Box 3Ph 37.7kVAr 525V 50Hz	37.7	1	MEHVBAPP377A52	28032

Refer to Selection chart for Reactors & Capacitors available on page 14

Please contact Customer Care Center for Stockable and Non stockable status of references.

NORMAL STOCK ITEMS

W.E.F. June 1, 2021



VarPlus MAX Detuned Reactors

MAXimize Efficiency
MAXimize Savings



se.com/in

PFC - Detuned Reactors



VarPlus Max Detuned Reactor

- **Performance:** Designed to operate at a stringent harmonic spectrum as per IEEE 519
- **Offer configuration:** 6.5 - 100 kvar, 440V
- **Product range:** Single footprint from 6.5 - 100 kvar
- **Product compliance:** Compliant to IEC 60076-6
- **Type tested:** Certified by CPRI
- **Temperature class:** Class H for insulation $\leq 180^{\circ}\text{C}$
- **Reliability:** Conductor design, designed as per maximum permissible current (I_{mp})
- **Safety:** Built-in thermal protection

Detuned Reactor 440V Range

Description	kVAr Rating	Minimum Ordering Quantity (No.)	Reference	Unit MRP
VarPlus MAX Detuned Reactor 5.7%, 440V Range				
VarPlus MAX AL Detuned reactor 5 kVAr 440V 5.7 % 50Hz	5	1	LVR05050A44LO	11954
VarPlus MAX AL Detuned reactor 10 kVAr 440V 5.7 % 50Hz	10	1	LVR05100A44LO	17279
VarPlus MAX AL Detuned reactor 12.5 kVAr 440V 5.7 % 50Hz	12.5	1	LVR05125A44LO	19760
VarPlus MAX AL Detuned reactor 20 kVAr 440V 5.7 % 50Hz	20	1	LVR05200A44LO	22993
VarPlus MAX AL Detuned reactor 25 kVAr 440V 5.7 % 50Hz	25	1	LVR05250A44LO	23759
VarPlus MAX AL Detuned reactor 50 kVAr 440V 5.7 % 50Hz	50	1	LVR05500A44LO	35548
VarPlus MAX AL Detuned reactor 100 kVAr 440V 5.7 % 50Hz	100	1	LVR05X00A44LO	71072
VarPlus MAX Detuned Reactor 7%, 440V Range				
VarPlus MAX AL Detuned reactor 5 kVAr 440V 7% 50Hz	5	1	LVR07050A44LO	10328
VarPlus MAX AL Detuned reactor 10 kVAr 440V 7% 50Hz	10	1	LVR07100A44LO	14926
VarPlus MAX AL Detuned reactor 12.5 kVAr 440V 7% 50Hz	12.5	1	LVR07125A44LO	17067
VarPlus MAX AL Detuned reactor 15 kVAr 440V 7% 50Hz	15	1	LVR07150A44LO	18098
VarPlus MAX AL Detuned reactor 20 kVAr 440V 7% 50Hz	20	1	LVR07200A44LO	19210
VarPlus MAX AL Detuned reactor 25 kVAr 440V 7% 50Hz	25	1	LVR07250A44LO	19217
VarPlus MAX AL Detuned reactor 50 kVAr 440V 7% 50Hz	50	1	LVR07500A44LO	29676
VarPlus MAX AL Detuned reactor 75 kVAr 440V 7% 50Hz	75	1	LVR07750A44LO	46286
VarPlus MAX AL Detuned reactor 100 kVAr 440V 7% 50Hz	100	1	LVR07X00A44LO	59953
VarPlus MAX Detuned Reactor 14%, 440V Range				
VarPlus MAX AL Detuned reactor 10 kVAr 440V 14 % 50Hz	10	1	LVR14100A44LO	16036
VarPlus MAX AL Detuned reactor 15 kVAr 440V 14 % 50Hz	15	1	LVR14150A44LO	23402
VarPlus MAX AL Detuned reactor 25 kVAr 440V 14 % 50Hz	25	1	LVR14250A44LO	29386
VarPlus MAX AL Detuned reactor 50 kVAr 440V 14 % 50Hz	50	1	LVR14500A44LO	49015
VarPlus MAX AL Detuned reactor 100 kVAr 440V 14 % 50Hz	100	1	LVR14X00A44LO	101362

Please contact Customer Care Center for Stockable and Non stockable status of references.

NORMAL STOCK ITEMS

W.E.F. June 1, 2021



Introducing VarPlus MAX Copper Wound Reactors



se.com/in


Copper Wound Detuned Reactor



VarPlus Max Copper Detuned Reactors

- **MAXimize your selection**
 - Wide range available in Copper windings.
- **MAXimize your OPEX optimization**
 - Up to 30% lower losses to reduce your OPEX
- **MAXimize your thermal efficiency**
 - Up to 20% lower working temperatures
- **MAXimize your operational efficiency**
 - Design current up to 1.3 x Rated Current
 - Saturation current limit up to 2.0 x Rated Current
 - Designed for Harsh environments (Maximum voltage harmonic limit up to 9%)

Copper Wound Detuned Reactor 440V Range

Description	kVAr Rating	Minimum Ordering Quantity (No.)	Reference	Unit MRP 
Varplus Copper Detuned Reactor 7%, 440V Range				
DetunedReactor CU 5kVAr 440V 7% 50Hz	5	1	LVR07050A44CU	11755
DetunedReactor CU 10kVAr 440V 7% 50Hz	10	1	LVR07100A44CU	19206
DetunedReactor CU 12.5kVAr 440V 7% 50Hz	12.5	1	LVR07125A44CU	21858
DetunedReactor CU 15kVAr 440V 7% 50Hz	15	1	LVR07150A44CU	23287
DetunedReactor CU 20kVAr 440V 7% 50Hz	20	1	LVR07200A44CU	24719
DetunedReactor CU 25kVAr 440V 7% 50Hz	25	1	LVR07250A44CU	28496
DetunedReactor CU 50kVAr 440V 7% 50Hz	50	1	LVR07500A44CU	48466
DetunedReactor CU 100kVAr 440V 7% 50Hz	100	1	LVR07X00A44CU	89012
Varplus Copper Detuned Reactor 14%, 440V Range				
DetunedReactor CU 10kVAr 440V 14% 50Hz	10	1	LVR14100A44CU	23463
DetunedReactor CU 25kVAr 440V 14% 50Hz	25	1	LVR14250A44CU	45641
DetunedReactor CU 50kVAr 440V 14% 50Hz	50	1	LVR14500A44CU	76131

Please contact Customer Care Center for Stockable and Non stockable status of references.

NORMAL STOCK ITEMS

W.E.F. June 1, 2021

Selection of capacitor (kVAr & Voltage) for Detuned filter Application

Effective kVAr output of Detuned Filter @ 440V	Selection of 480V capacitors for 7%/ 5.7% detuned Reactor for 440V	Selection of 525V capacitors for 7%/ 5.7% detuned Reactor for 440V	Selection of 525V capacitors for 14% detuned Reactor for 440V
5	5kVAr 7%/5.7% Reactor + 5.6kVAr, 480V Capacitor	5kVAr 7%/5.7% Reactor + 6.9kVAr, 525V Capacitor	5kVAr 14% Reactor + 6.9kVAr, 525V Capacitor
10	10kVAr 7%/5.7% Reactor + 11.3kVAr, 480V Capacitor	10kVAr 7%/5.7% Reactor + 13.8kVAr, 525V Capacitor	10kVAr 14% Reactor + 12.5kVAr, 525V Capacitor
12.5	12.5kVAr 7%/5.7% Reactor + 14.4kVAr, 480V Capacitor	12.5kVAr 7%/5.7% Reactor + 17.2kVAr, 525V Capacitor	12.5kVAr 14% Reactor + 15.4kVAr, 525V Capacitor
15	15kVAr 7%/5.7% Reactor + 17kVAr, 480V Capacitor	15kVAr 7%/5.7% Reactor + 20.6kVAr, 525V Capacitor	15kVAr 14% Reactor + 18.5kVAr, 525V Capacitor
20	20kVAr 7%/5.7% Reactor + 22.4kVAr, 480V Capacitor	20kVAr 7%/5.7% Reactor + 27.5kVAr, 525V Capacitor	20kVAr 14% Reactor + 25kVAr, 525V Capacitor
25	25kVAr 7%/5.7% Reactor + 28.1kVAr, 480V Capacitor	25kVAr 7%/5.7% Reactor + 33.1kVAr, 525V Capacitor	25kVAr 14% Reactor + 30.6kVAr, 525V Capacitor
50	50kVAr 7%/5.7% Reactor + 2 x 28.1kVAr, 480V Capacitor	50kVAr 7%/5.7% Reactor + 2 x 33.1kVAr, 525V Capacitor	50kVAr 14% Reactor + 2 x 30.6kVAr, 525V Capacitor
75	75kVAr 7%/5.7% Reactor + 3 x 28.1kVAr, 480V Capacitor	75kVAr 7%/5.7% Reactor + 3 x 33.1kVAr, 525V Capacitor	75kVAr 14% Reactor + 3 x 30.6kVAr, 525V Capacitor
100	100kVAr 7%/5.7% Reactor + 4 x 28.1kVAr, 480V Capacitor	100kVAr 7%/5.7% Reactor + 4 x 33.1kVAr, 525V Capacitor	100kVAr 14% Reactor + 4 x 30.6kVAr, 525V Capacitor

Please contact Customer Care Center for Stockable and Non stockable status of references.

NORMAL STOCK ITEMS

W.E.F. June 1, 2021

VarPlus Logic APFC relay

- Automatic Initialization & sequence detection
- Measurement of Step kVAr & THDv up to 19th
- RS485 port as default feature
- 4 Quadrant measurement
- Dual Cos phi settings for two source operation



se.com/in

Power Factor Correction Products



APFC Relays

Description	No. of Step	Minimum Ordering Quantity (No.)	Reference	Unit MRP
Varlogic APFC Relays - Classic Range				
RT6 , 6 step, 440V, 5A	6	1	51207 <input checked="" type="checkbox"/>	16553
RT8 , 8 step, 440V, 5A	8	1	51209 <input checked="" type="checkbox"/>	21455
RT12 , 12 step, 440V, 5A	12	1	51213 <input checked="" type="checkbox"/>	24891
VarPlus Logic APFC Relays - Advanced Range				
VPL06, 6 step LCD Display , 90V - 550V 50/60Hz 1A/5A with RS485	6	1	VPL06N <input checked="" type="checkbox"/>	36874
VPL12, 12 step LCD Display , 90V - 550V 50/60Hz 1A/5A with RS485	12	1	VPL12N <input checked="" type="checkbox"/>	39816

Capacitor Duty Contactors (AC Control)



- Conformance to IEC 60070 and 60831, UL, CSA
- Special Contactors designed for switching of 3 Phase, single or multi step capacitor bank#
- Current limiting using block of early make poles and damping resistors
- Inbuilt auxiliary contact

Nominal Reactive Power 440 V	Auxiliary Contacts	Reference	Unit MRP
LC1-D•K - with Damping Resistors & Block of Early Make poles			
12.5 kVar	1 NO + 1 NC	LC1DFK*	3880
16.7 kVar	1 NO + 1 NC	LC1DGK11*C	5450
20 kVar	1 NO + 1 NC	LC1DLK*	6125
25 kVar	1 NO + 1 NC	LC1DMK11*C	6715
33.3 kVar	1 NO + 2 NC	LC1DPK*C	14630
40 kVar	1 NO + 2 NC	LC1DTK*C	20155
60 kVar	1 NO + 2 NC	LC1DWK*C	22690

#Contactor recommended upto 6 steps. For over 6 steps it is recommended to use chokes

* Reference to be completed by adding coil voltage code

* Coil Voltage Code

VOLTAGE	110	220
LC1DPKDWK 50HZ	F7	M7

Note: For ordering contactors with other coil voltages & frequencies, please contact sales representatives.

For details on non standard references, technical parameters, accessories, compatibility, stockable and non stockable status please contact Customer Care

Please contact Customer Care Center for Stockable and Non stockable status of references.

NORMAL STOCK ITEMS

W.E.F. June 1, 2021



Go
DIGITAL
with your
power factor correction



PowerLogic™ VarSet Smart: A new, IoT-connected innovation for realtime power factor control

#WhatsYourBoldIdea

se.com/in

Power Factor Correction Equipment - VarSet



Reliable

- > Achieves Target set PF
- > Reduces demand kVA
- > Eliminates PF Penalty
- > Specify what exactly it means
- > Fuel savings in DG

Safe

- > Burst proof capacitors
- > Detuned Reactors- No Harmonic Amplification
- > Minimum switching transient

Embedded Intelligence

- > Auto start, Auto detection, Auto polarity check, Auto c/k
- > Thermal intelligence
- > Harmonic intelligence
- > Asset management and performance
- > PQ Disturbance detection (Optional)

Digitize

- > Flexible to move to connected world
- > Web page monitor facility through Schneider Gateway devices (Optional)
- > Seam less integration with PME, PSE

Quality of construction

- > Compliance to and which Indian Standards
- > Stringent quality control measures
- > Best Engineering practices
- > Best thermal design for heat dissipation



ISO 9001 ISO 14001
ISO 50001



IGBC Green building
Gold medal



IEC



RoHS
ROHS



REACH



Indian Standards

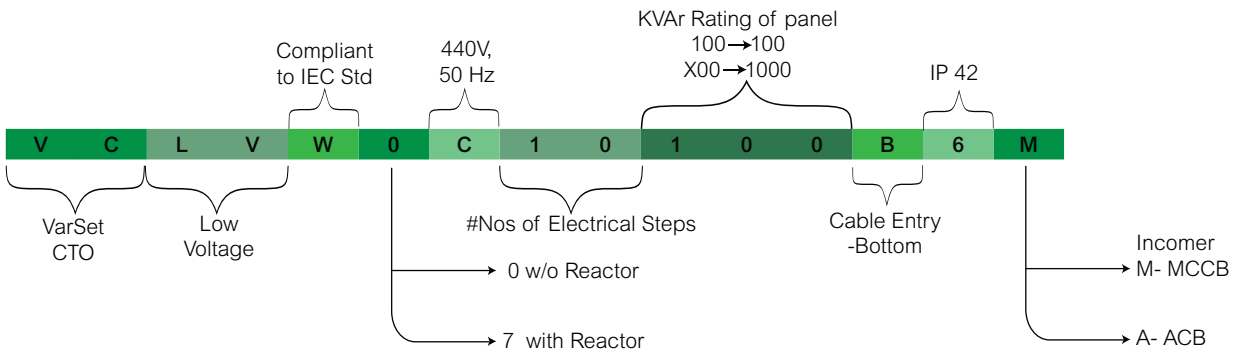
Power Factor Correction Equipment - VarSet

VarSet LV APFC panels without reactors



Panel Ratings	Step Configuration in kVAR	Cat Reference No.	Dimensions (in mm) W x D x H	Unit MRP
Incomer MCCB				
100	3x10kVAR + 1x20kVAR + 1x50kVAR	VCLVW0C10100B6M	800 x 800 x 2325	On Request
125	2x12.5kVAR + 2x25kVAR + 1x50kVAR	VCLVW0C10125B6M	800 x 800 x 2325	On Request
150	2x12.5kVAR + 1x25kVAR + 2x50kVAR	VCLVW0C12150B6M	800 x 800 x 2325	On Request
200	2x12.5kVAR + 1x25kVAR + 3x50kVAR	VCLVW0C16200B6M	800 x 800 x 2325	On Request
250	2x12.5kVAR + 1x25kVAR + 4x50kVAR	VCLVW0C20250B6M	1200 x 800 x 2325	On Request
300	2x12.5kVAR + 1x25kVAR + 5x50kVAR	VCLVW0C24300B6M	1200 x 800 x 2325	On Request
350	2x12.5kVAR + 1x25kVAR + 6x50kVAR	VCLVW0C28350B6M	1200 x 800 x 2325	On Request
400	2x25kVAR + 3x50kVAR + 2x100kVAR	VCLVW0C16400B6M	1200 x 800 x 2325	On Request
500	2x25kVAR + 3x50kVAR + 3x100kVAR	VCLVW0C20500B6M	1200 x 800 x 2325	On Request
Incomer ACB				
500	2x25kVAR + 3x50kVAR + 3x100kVAR	VCLVW0C20500B6A	1200 x 800 x 2325	On Request
600	2x25kVAR + 3x50kVAR + 4x100kVAR	VCLVW0C24600B6A	1400 x 800 x 2325	On Request
700	2x25kVAR + 3x50kVAR + 5x100kVAR	VCLVW0C28700B6A	1400 x 800 x 2325	On Request
750	2x25kVAR + 4x50kVAR + 5x100kVAR	VCLVW0C30750B6A	1400 x 800 x 2325	On Request
800	2x25kVAR + 3x50kVAR + 6x100kVAR	VCLVW0C32800B6A	2000 x 800 x 2325	On Request
900	2x25kVAR + 3x50kVAR + 7x100kVAR	VCLVW0C36900B6A	2000 x 800 x 2325	On Request
1000	2x25kVAR + 1x50kVAR + 9x100kVAR	VCLVW0C40X00B6A	2000 x 800 x 2325	On Request

Cat Reference Creation



Product offer: VarSet LV APFC panels with 7% / without Reactors Ratings = 100kVAR to 1000kVAR Capacitor = MPP HD Can 440/480V, with 3ph simultaneous PSD	General Features: System voltage = 440V Frequency = 50Hz Phase = 3 Design = Modular IP = IP42 Switching = Random	Incomer: Upto 350kVAR = MCCB, 36kA From 350 to 500kVAR = MCCB, 50kA From 500 to 1000kVAR = ACB, 65kA Step protection = MCCBs, 36kA	Switching: Capacitor duty Contactor - without Reactor design Power Contactors - with Reactor design
--	---	---	--

Please contact Customer Care Center for Stockable and Non stockable status of references.

NORMAL STOCK ITEMS

W.E.F. June 1, 2021

Power Factor Correction Equipment - VarSet

VarSet LV APFC panels with 7% reactors



Panel Ratings	Step Configuration in kVAr	Cat Reference No.	Dimensions (in mm) W x D x H	Unit MRP ₹
Incomer MCCB				
100	3x10kVAr + 1x20kVAr + 1x50kVAr	VCLVW7C10100B6M	1200 x 800 x 2325	On Request
125	2x12.5kVAr + 2x25kVAr + 1x50kVAr	VCLVW7C10125B6M	1200 x 800 x 2325	On Request
150	2x12.5kVAr + 1x25kVAr + 2x50kVAr	VCLVW7C12150B6M	1200 x 800 x 2325	On Request
200	2x12.5kVAr + 1x25kVAr + 3x50kVAr	VCLVW7C16200B6M	1200 x 800 x 2325	On Request
250	2x12.5kVAr + 1x25kVAr + 4x50kVAr	VCLVW7C20250B6M	1800 x 800 x 2325	On Request
300	2x12.5kVAr + 1x25kVAr + 5x50kVAr	VCLVW7C24300B6M	1800 x 800 x 2325	On Request
350	2x12.5kVAr + 1x25kVAr + 6x50kVAr	VCLVW7C28350B6M	1800 x 800 x 2325	On Request
400	2x25kVAr + 3x50kVAr + 2x100kVAr	VCLVW7C16400B6M	1800 x 800 x 2325	On Request
500	2x25kVAr + 3x50kVAr + 3x100kVAr	VCLVW7C20500B6M	1800 x 800 x 2325	On Request
Incomer ACB				
500	2x25kVAr + 3x50kVAr + 3x100kVAr	VCLVW7C20500B6A	1800 x 800 x 2325	On Request
600	2x25kVAr + 3x50kVAr + 4x100kVAr	VCLVW7C24600B6A	2200 x 800 x 2325	On Request
700	2x25kVAr + 3x50kVAr + 5x100kVAr	VCLVW7C28700B6A	2200 x 800 x 2325	On Request
750	2x25kVAr + 4x50kVAr + 5x100kVAr	VCLVW7C30750B6A	2200 x 800 x 2325	On Request
800	2x25kVAr + 3x50kVAr + 6x100kVAr	VCLVW7C32800B6A	3200 x 800 x 2325	On Request
900	2x25kVAr + 3x50kVAr + 7x100kVAr	VCLVW7C36900B6A	3200 x 800 x 2325	On Request
1000	2x25kVAr + 1x50kVAr + 9x100kVAr	VCLVW7C40X00B6A	3200 x 800 x 2325	On Request

Note:

VarSet prices will be On Request


Please contact Customer Care Center for Stockable and Non stockable status of references.

NORMAL STOCK ITEMS

W.E.F. June 1, 2021




Accusine PCS+

- All in one: Harmonics, PF, Load unbalance, Flicker
- Fully selectable harmonics: 2nd to 50th
- Flexible CT connection: Load side/ source side
- Suitable to work in Harsh environment including marine application
- Parallel connection up to 99 units - any combination of models
- Standards compliance / certification:  (UL508, CSA 22.2 No.14) CE Certified
- PCBA Protection - conformal coating on all PCBAs pollution Degree 2

Industry segment



Infrastructure & Building segment



se.com/in



Accusine PCSn

Discover the new AccuSine PCSn

Your 3-phase + neutral active harmonic filter

Clean up your current

- Units design to work in high ambient temp up to 50 Deg C
- 3 Level IGBT to meet tough target requirements from Utilities
- 3-in-1 Harmonic Correction, PF improvement, Main current balancing



Building segment



Heavy Industry



Retail space



Healthcare



Hotel & Casino



Life sciences & University



Datacenter Cloud Farm

Industry segment



Light Industry



Food & Beverage

se.com/in

Active Harmonic Filtering Solutions

AccuSine PCS+



- 3 Ph, 3 wire connection
- From 208V to 690V supply
- Parallel connection up to 99 units - any combination of models
- Harmonic cancellation spectrum from 2nd to 50th harmonic order
- Load balancing of source current
- DPF correction
- Can be used with PF capacitors as Hybrid VAR compensation (HVC) system

Accusine PCS+

Description	AMPS	Minimum Ordering Quantity (No.)	Reference	Unit MRP [₹]
AccuSine PCS+				
AccuSine PCS+ 60A 380V- 480V 50- 60Hz IP31	60	1	PCSP060D5IP31	On Request
AccuSine PCS+ 120A 380V - 480V 50- 60Hz IP31	120	1	PCSP120D5IP31	On Request
AccuSine PCS+ 200A 380V- 480V 50- 60Hz IP31	200	1	PCSP200D5IP31	On Request
AccuSine PCS+ 300A 380V- 480V 50- 60Hz IP31	300	1	PCSP300D5IP31	On Request
AccuSine PCS+ 50- 60Hz IP54				
AccuSine PCS+ 60A 380V-480V 50- 60Hz IP54	60	1	PCSP060D5IP54	On Request
AccuSine PCS+ 120A 380V-480V 50- 60Hz IP54	120	1	PCSP120D5IP54	On Request
AccuSine PCS+ 200A 380V- 480V 50- 60Hz IP54	200	1	PCSP200D5IP54	On Request
AccuSine PCS+ 300A 380V- 480V 50- 60Hz IP54	300	1	PCSP300D5IP54	On Request

Note: Active Harmonic Filter prices On Request

AccuSine PCSn



Clean up your current

- Units design to work in high ambient temp up to 50 Deg C
- 3 Level IGBT to meet tough target requirements from Utilities
- 3-in-1 Harmonic Correction, PF improvement, Main current balancing

AccuSine PCSn

Description	AMPS	Minimum Ordering Quantity (No.)	Reference	Unit MRP [₹]
AccuSine PCSn				
AccuSine PCSn 30A 208-415Vac 3ph+N chassis IP00	30	1	PCSN030Y4CH00	On Request
AccuSine PCSn 60A 208-415Vac 3ph+N chassis IP00	60	1	PCSN060Y4CH00	On Request
AccuSine PCSn 60A 208-415Vac 3ph+N chassis IP00 expansion module	60	1	PCSN060Y4CH00E	On Request
AccuSine PCSn 30A 208-415Vac 3ph+N wall mount IP20	30	1	PCSN030Y4W20	On Request
AccuSine PCSn 60A 208-415Vac 3ph+N wall mount IP20	60	1	PCSN060Y4W20	On Request
AccuSine PCSn 60A 208-415Vac 3ph+N wall mount IP20 expansion module	60	1	PCSN060Y4W20E	On Request
AccuSine PCSn 30A 208-415Vac 3ph+N rack mount 19"	30	1	PCSN030Y4R19	On Request
AccuSine PCSn 60A 208-415Vac 3ph+N rack mount 19"	60	1	PCSN060Y4R19	On Request
AccuSine PCSn 60A 208-415Vac 3ph+N rack mount 19" expansion module	60	1	PCSN060Y4R19E	On Request

Note: Active Harmonic Filter prices On Request

Please contact Customer Care Center for Stockable and Non stockable status of references.

NORMAL STOCK ITEMS

W.E.F. June 1, 2021

Life Is 

Schneider
 Electric

Schneider Electric India Pvt. Ltd.

Corporate Office: 9th Floor, DLF Building No. 10, Tower C, DLF Cyber City, Phase II, Gurugram 122002 Haryana
Tel.: ++91 124 6899000 Fax: ++91 124 4222036/037

Ahmedabad

Schneider Electric India (P) Ltd.
1506-1507, 15th Floor Shapth-5
Opp.Karnavati Club, SG Highway,
Ahmedabad, Gujarat - 380015
Tel.: 079-66826701

Coimbatore

Schneider Electric India (P) Ltd.
Hanudev Info Tech Park, 6th Floor
Unit No. Block-C, SF No. 558/2
Udalyampalayam Road, Nava India
Coimbatore-641028

Lucknow

Schneider Electric India (P) Ltd.
Summit, Plot No. TCG 3/3
6th Floor, 604A/B/C, Vibhuti Khand
Gomti Nagar, Lucknow
Uttar Pradesh - 226010
Tel.: 0522-3500334

Nashik

Schneider Electric India (P) Ltd.
401, 4th Floor, Rishi Raj Towers
Jehan Circle, Gangapur Road
Nashik- 422013
Tel.: 0253-2344333

Bengaluru

Schneider Electric India (P) Ltd.
No. 3/1, JP Techno Park
Mezzanine Floor, Millers Tank Bund
Road, Vasanth Nagar
Bengaluru - 560052
Tel.: 080-71481351

Hyderabad

Schneider Electric India (P) Ltd.
D.No. 1-8-271, # 401, Ashoka
Bhoopal Chambers, SP Road
Secunderabad - 500003
Tel.: 040-67219500

Ludhiana

Schneider Electric India (P) Ltd.
SCO 23, 2nd Floor,
Chandigarh Road, Sector 32
Ludhiana, Punjab-141010
Tel.: 0161- 5203011

New Delhi

Schneider Electric India (P) Ltd.
C-56, Mayapuri Industrial Area, Phase-2
New Delhi - 110064
Tel.: 011-61317400

Bhubaneswar

Schneider Electric India (P) Ltd.
Workloop Co-Working in the property
Office No. 316, Esplanade One Mall
Rasulgarh, Bhubaneswar - 751010

Indore

Schneider Electric India (P) Ltd.
219, Dhan Trident Building
Vijay Nagar, A.B.Road
Indore-452001

Mohali

Schneider Electric India (P) Ltd.
2nd Floor, Tower-A
Bestech Business Tower
Mega Information & Technology Park
Industrial Plot No.1, Phase IX
(Expansion), Mohali- 160059
Tel.: 0172-7198200

Pune

Schneider Electric India (P) Ltd.
Amar Caliber, CTS No 911, BMCC Road,
OFF FC. Road, Deccan Gymkhana,
Shivaji Nagar, Pune - 411007
Tel.: 020-67492500

Chennai

Schneider Electric India (P) Ltd.
No: 29, 2nd Floor,
Bannari Amman Towers, B-Block
Dr. Radhakrishnan Road, Mylapore
Chennai - 600 004
Tel.:044-71912000

Jaipur

Schneider Electric India (P) Ltd.
Jaipur Business Centre 309
3rd Floor, Sangam Tower 190
Church Road, Jaipur-302001
Tel.: 0141-2374810

Mumbai

Schneider Electric India (P) Ltd.
Marwah House, 2nd Floor
Krishanlal Marwah Marg
Andheri (East), Mumbai - 400072
Tel.: 022-62280000

Vadodara

Schneider Electric India (P) Ltd.
Notus IT Park, 10th Floor, Block-D
Sarabhai Campus, Vadiwadi
Vadodara, Gujarat - 390017

Cochin

Schneider Electric India (P) Ltd.
Alapatt Properties Private Limited
(Trade Name : Centre A)
Main Door Number : 66/4971
(Old Door Number: 40/6584-H)
7th Floor Alapatt Heritage Building
MG Road Kochi - 682035

Kolkata

Schneider Electric (I) Pvt.Ltd,
BP-4, Sector-V, Technopolis
3rd Floor, Salt Lake City
Kolkata- 700 091
Tel.: 033-66576400

Nagpur

Schneider Electric India (P) Ltd.
6, Vasant Vihar Complex
W.H.C Road, Shankar Nagar
Nagpur- 440010
Tel.: 0712-2558581

Vishakhapatnam

Schneider Electric India (P) Ltd.
D.N.10-1-43, 1st Floor
Ratnam's Business Centre,
Siripuram Fort, C.B.M.Compound
Visakhapatnam - 530016
Tel.: 0891-6675500

Customer Care Centre

Monday-Saturday, 9 a.m. to 8 p.m.

Toll-free numbers: 1800 419 4272, 1800 103 0011

Email: customercare.in@schneider-electric.com

For more information, visit our website at: www.se.com/in

- All Prices are in Indian Rupees.
- Prices are subject to change without notice.
- Product evolution is a continuous process and Schneider Electric reserves the right to modify/withdraw any product at any time without prior notice.
- Prices charged will be as prevailing on the date of dispatch.
- Maximum Retail Price (MRP) is inclusive of all taxes.
- Tax incidence on invoices is basis applicable GST rates. Invoice amount not to exceed MRP

Distributor